



Monthly newsletter of the Comox Valley Schoolhouse Quilters Guild • Box 1507 Comox, BC V9M 8A2

Comox Valley  
Schoolhouse Quilters' Guild  
[www.schoolhousequilters.com](http://www.schoolhousequilters.com)

April 2018

## President's Message

Spring certainly is a busy time, not only is the weather nice and the outside calls to us, it is a busy time to participate in Guild activities, namely Challenges and Committees.

As you know there are three Challenges this year.

Your **Trend-Tex** Challenge should have been mailed by now. It certainly had interesting fabric, which seemed to get better as it was cut up, it will be interesting to see what everyone has made. Thank you to those who did this Challenge.

The **Post Card** Challenge, these are fun to make and are small enough to make several. You can even bring them the day of the Quilt Canada Show. Thank you.

Our **HAW** Challenge, Rock Around the Clock, so much fun, the ideas are rolling around already.

With many of these challenges we create pictures or designs without making blocks or more traditional designs and Fusibles find their way into our projects. There are many to choose from, so try and get the right one for the project you are making.

Light fusibles like Misty Fuse or Trans Web work

well on clothing or baby quilts, they give a softness to the project.

Steam a Seam, Heat and Bond, come in different weights, make sure to check and get what you need.

The heavier fusibles are good for bags and boxes, items that need to hold their shape. There are many new names on the market, so check them out and see how they work before you get started.

Challenges and Committees do have something in common. They both take some time to work on, to follow through with but they can give to you something worth while to do and help the Guild.

We will be looking for some people to help on the Executive, Vice-President and Treasurer. Committees, Programs, and Workshops, also someone to organize placemats for next year, and Nautical Days this summer.

All starting September 2018.

*(Continued on page 2)*

*(Continued from page 1)*

It would be nice to see some of the newer members step forward and share some of their talents with us.

Time to finish Retreat Projects, Challenges, and Workshop classes. Also time to think about participating on a Committee for next year, and Nautical Days this summer.

Well, the garden calls.

Happy Quilting.

Janis

From my sewing room to yours.

"Clematis" a test using Misty Fuse.



## 2 Reasons to belong to a Quilt Group

When you finish a project you get to share your accomplishment with people who understand the true milestone.

When you find a very old project, you are with friends who will remember it.

Stay tuned next month for more.

Janis

# Comox Valley Exhibition

**The dates this year are:**

**Friday August 24,**

**Saturday August 25**

**Sunday August 26**

The theme this year is **Dog Days and Heritage Ways**

Please think about doing the challenge quilt for this event.

Can be up to 48" square, open to any quilt technique.

Entry must reflect the theme and have been made in the 12 months preceding the 2018 show.

The volunteer sign up sheets will be out shortly.

The quilting application forms will be out as soon as we receive them from CVEX Assc.

Mary Lou

## Comox Valley Schoolhouse Quilters' Guild

[www.schoolhousequilters.com](http://www.schoolhousequilters.com)

### 2017 – 2018 Executive & Committees

<b>Presidents</b>	Janis Davis
<b>Past Presidents</b>	Raelene Robertson and Pat McEwen
<b>Vice President:</b>	Jan Hill
<b>Secretary:</b>	Myra Shearer
<b>Treasurer:</b>	Sharon Latham
<b>Community Quilts:</b>	Coordinator—Nerissa Thomas
Lilli House	Verna Power
Breast Cancer & Teddies & Toddlers	Gladi Lyall
Placemats	Sharon Latham
St Joe's Babies	Joy Whitehouse
Seniors & Fire Quilts	Nerissa Thomas & Verna Power
Pregnancy Care Centre	Nerissa Thomas
Hall Open/Close	Carol Metner, Judy Morrison & their teams
HAW 2018	Mary Lou Morden
In-House Draw:	Brenda Levirs
Library:	Sandra Castiglia
Membership:	Carreen Webber and Carol Metner
Newsletter: Editor	Hope Rychkun
Newsletter Advertising:	Sandy MacDonnell
Photography	Daniele White & Barb Messer
Programs:	Beverly Michaluk & Sheila Scrase
Refreshments:	Bonnie Lineker & her team
Retreats:	Terry Vadeboncoeur, Beverly Luck, Sharron Woodland
Sunshine:	Trudy Thorne
Venue:	◆ Charles Dickens & Nautical Days
Website:	Sam Crewe
Workshops:	Bonnie Smith, Eva Hansen & Mary Jean McEwen
Word Puzzle:	Bev Michaluk

#### Newsletter Advertising:

To advertise in the newsletter please contact Sandy MacDonell for rates. Submit advertising by the **15th** of the month for inclusion in the next month.

[nlads@schoolhousequilters.com](mailto:nlads@schoolhousequilters.com)

#### Newsletter Deadline:

Please submit all entries for the newsletter by the **20th** of the month for inclusion in the next month's newsletter.

Submit articles to Hope (current editor) using the email:

[editor@schoolhousequilters.com](mailto:editor@schoolhousequilters.com)

#### Guild Meetings

Our guild meets every Thursday from 9:00am to 9:00pm for quilting at the Cumberland OAP Hall.

**General Meeting (September to June)** on the **1st** Thursday of each month at **6:30 pm**

**Executive Meeting (September to June)** **3rd** Thursday of each month at 1:00pm

No meetings in July or August, just wonderful sewing days...

#### Our Website:

[www.schoolhousequilters.com](http://www.schoolhousequilters.com)

#### Memberships

Don't forget to renew your membership. You need to be a paid member to enjoy the benefits of the guild...

## APRIL 2018 WORKSHOP NEWS

Sixteen students had a wonderful day in March at Janis Davis' mystery quilt class. It was so interesting to see the different color choices and the end results of the projects. We're looking forward to seeing several runners and small quilts at upcoming show and tell sessions!

### COMING UP IN APRIL:

**Sat. and Sun, Apr 7 – 8 – ANNE MATHERS – PET PORTRAITS – 10 am – 4 pm each day \$110**

**We've had a cancellation so if you missed out on registering for this class, please see one of the workshop committee members to get on the list.**

Artfully quilted pet portraits - re-creating portraits of our beloved fur children in fabric and thread. The supply list and the revised photo Instructions are posted on the workshop page of the guild website.

**Fri. & Sat., May 4 – 5, SUSAN PAYNTER – BARK AND BRANCHES – 10 am – 4 pm each day \$125 PLUS A KIT FEE**

In this class, you'll create a realistic tree with bark and branches done in a variety of materials. This will be a small wall hanging size project, approximately 18" x 14".

Susan has been busy snow dying background fabric and ordering & collecting goodies for the kits. Your kit will include materials needed for your project. It's a good idea for students to bring some thread, including invisible thread if you don't want your stitches to show, along with some greens, browns, greys.....earthy woodsy tones like you would see in a forest..... Also, when you pack up your machine, **please make sure you bring your free motion foot.** We'll be contacting you soon to collect the kit fee for this class.

**HOW TO REGISTER FOR CLASSES:** - most Thursdays, usually between 1 & 2 pm  
- meeting nights between 5:30 and 6:30

If a class is full, we'll be happy to add you to the waiting list. We often have last minute cancellations that we need to fill from the waiting list.

Information on classes, supply lists, etc is on the guild website under workshops.

Please check your calendars **before** you register for any classes to ensure that the date of the workshop is good for you. The workshop cancellation policy is under the 'Workshop' tab on the guild website.

Thanks to all of you who continue to give us feedback on classes you've taken and other classes you would like to see offered.

Please don't hesitate to ask us questions if you have any.

Eva Hansen, Mary Jean McEwen and Bonnie Smith  
Your Workshop Committee.



## Mystery Workshop



## CAMP HOMEWOOD RETREAT

**Mark the Dates . . . our next Camp Homewood retreat is scheduled for October 17th – 21st, 2018. We have found the *four* day retreat provides us with lots of valued time for sewing and socializing. Please note this retreat will run from 11am Wednesday to 11am Sunday. Sign up will start at the June business meeting. If you do not feel you can attend for a full four days please do not let that deter you from registering as it is a possibility for some of you to attend for three days only.**

Depending on sign-up numbers we will also have the option of opening up the guesthouse for more private rooms. For further details concerning the guesthouse please speak to one of the retreat coordinators listed below. The cost per individual for the *four* days will range from \$252. to \$305., depending on the room you choose. The starting range of \$252. is a bunk style dorm room which sleeps up to 7, however on average there are usually anywhere from 2 to 5 in these rooms. Individuals in these rooms have shared bathroom/shower facilities. There is a separate handicapped washroom available to any that may require ease of access to toilet or shower. There are also newer rooms available which sleep up to 3 and have their own washroom, including shower/tub. These rooms are either \$287. with 3 sharing the room or \$305. with only 2 sharing. All prices include 3 meals a day along with snacks in the evening consisting of cookies/squares, fruit, coffee, tea, and hot chocolate. The meals at Camp Homewood are excellent . . . and you will never walk away hungry!

If you have never been to a retreat at Camp Homewood we urge you to give it a try. It is a lot of fun and a great way to get to know your fellow quilters. Over the past couple of years we have seen a number of quilters who have attended retreat for the first time, and we continue to see more of them becoming regulars . If you wish to sign-up or for further information please contact one of the retreat coordinators listed below. Our contact details can be located on the guild website under “retreats” or by viewing the membership list.

Dates for February 2019 retreat to be announced at a later date. We look forward to seeing some new members as well as all of our regulars at one of the upcoming retreats.

**Please note the rates quoted above are subject to change, as there is usually a slight increase each October.**

Beverly Luck

Terry Vadeboncoeur & Sharron Woodland


## Book Review

### Embellish with Anything

Gladys Love

C+T Publishing 2009

Guild Library #207



I'm sure all members of our guild are aware of the CQA Postcard Challenge, with celebrating the natural beauty of Canada being the theme. Not only are there very nice prizes to be awarded, but the postcards will be displayed at Quilt Canada 2018 and will be for sale for \$5.00 each, proceeds going to the BC Children's Hospital. A win/win situation for everyone who enters a postcard in this challenge!

Why the above 'plug' you may ask? Gladys Love's book, "Embellish with Anything" is a fabulous resource. She has done a lot of ATCs (Artist Trading Cards) in the book, with wonderful photos, instructions, ideas.....but increase the size to 4" x 6", and you will be making a postcard. Gladys was a guest at a Guild meeting several years ago and we spent an hour marveling at her creations. Now if you borrow her book from our library, you will get an idea of how art can be easily created in small doses.

As with most good instruction books, this one gives basic information on inspiration, supplies and techniques used by the author. Finishing the edges, cutting and piecing curved seams as well as making double-fused fabric and simple beading are all covered near the beginning. Next comes the 'fun' part, using findings and nonfabric items (ephemera) to add to the cards. Wine labels to sushi wrap all contribute to unique projects. Wonderful photos and instructions guide you to creating you own cards.

*(Continued on page 9)*



*(Continued from page 8)*

Making fabric beads covers one chapter. In this you learn how to create rolled, glued, felted and melted beads. Next comes a chapter on how to bead a printed fabric, along with additional free-motion and satin stitching. A chapter called 'Beaded Goddess Postcards' offers yet more ideas, while the 'Painted Hibiscus Postcard' chapter offers step by step instructions on painting fabric, free-motion stitching, beading and satin stitching. For those who aren't into painting fabric, what about making 'Fused Landscape Postcards'?

Leaving behind ATCs and postcards, the author has larger projects, such as ginkgo leaf and dragon fly hangings. Journal covers, luggage tags and collage hangings are all accompanied by excellent instructions and photos. Finally, a gallery of "from small to wall" hangings should really tweak our interest, especially as you will recognize the names of several local quilt artists whose work is displayed.

A 4" x 6" postcard won't take as much time, energy and money to create as will a queen size quilt. Consider entering the Postcard Challenge now that you have so many great ideas from "Embellish with Anything" to get you started. Good Luck!

Lois Warner

## Going to CQA??



Going to CQA in Vancouver BC, Thursday May 31 through Saturday, June 2, 2018?

Quilts of Valour – Canada Society will have a display booth in the Merchant Mall at the Vancouver Convention Centre, which will be open Thursday & Friday 9:30am until 6 pm and Saturday 9:30 am until 4 pm. We are looking for cheerful chatty volunteers who will be able spend a 3 or 4 hour shift in our booth. Training on the spot if you are not familiar with the Quilt of Valour requirements.

If you are able to help us out, let me know what time you would be available. Please email Lezley Zwaal at [Founder@QuiltsofValour.ca](mailto:Founder@QuiltsofValour.ca) with your name and a phone number. You can also phone 780-983-3210 and leave you name and an email.

Looking forward to a great experience in Vancouver this spring!

## CQA Postcard Challenge - Inspired by Nature

Hoping to gather postcards by April 12<sup>th</sup> and send them in as group or if someone is going to the Duncan area that can deliver that would be great.

Thank you, see you there. Janis

## COMMUNITY QUILTS NEWS

Many thanks to Carreen Webber for piecing & quilting three beautiful Quilts of Valour. They were all presented this month to worthy veterans. One of our members, Daniele White received a QOV a couple of years ago. Daniele's husband, Stephan was a recipient of one of Carreen's quilts. The other two were presented to a Comox gentleman and his 91 year old Grandmother. Thank you all for your service & sacrifice.

Sharon Latham took advantage of our extra quilting days & began the task of assembling place mat kits for Meals on Wheels & Christmas hampers. Any help with this project would be appreciated. Sharon is retiring as the "placemat lady" at the end of April, so we need someone to take over for her. Please speak to Sharon if you're interested.

Again, many thanks to all who support Community Quilts. The need to share our "hugs" is never-ending.

If you have any questions, please contact Nerissa Thomas.

## HAW 2018 INFORMATION

We will be hosting HAW on September 22<sup>nd</sup>, 2018 from 10 am to 3:30 pm  
The theme is Rock Around the Clock

We would like your help making foot pedal stops. We are hoping you can help work on them April 12<sup>th</sup> and May 10<sup>th</sup>.

Sign-up sheets for hostess's and kitchen help will be up at guild March 22<sup>nd</sup>.

Please look in your stash for musical fabric and give them to Sandra Forsayeth as they will be part of our table favors.

Sign-up for everyone to attend will be out by April Meeting.

Diana UnRuh and Diane Cave will be looking after registrations.

The cost to attend is \$15.00. Please sign up as soon as possible. All registrations have to be in by June 15<sup>th</sup>.

Please consider doing the challenge quilt and block.

We are hoping you will join in and do your challenge quilt early for the June meeting.

Mary Lou

Comox Valley Schoolhouse Quilters  
Hands Across the Water 2018  
Quilt Challenge



The theme of the challenge is Rock Around the Clock. We are hoping to get lots of entries as many of us grew up in the 50's and 60's. This challenge is for a quilted wall hanging.

Your quilt must:

- ★ include a clock
- ★ have some gold and blue in it
- ★ must not exceed 160 inches around the perimeter  
(all sides added together)

We would like to see what your interpretation of what Rock Around the Clock means to you.

The quilts will be displayed at Hands Across the Water in Cumberland September 22, 2018. Be sure to attach a name tag or label.

Judging will be by viewers choice.

If you have any questions please contact Mary Lou at [birdy@live.ca](mailto:birdy@live.ca)



## Guild Announcements

Rotary Cutter left at the February Retreat

Call Janis Davis

## Hall Closures

The OAP Hall will be closed **Thursday April 19<sup>th</sup>** and **Thursday April 26<sup>th</sup>**.

The floors are being refinished.

Two other dates will be announced when determined.

Janis

## Placemats for Meals on Wheels

Placemats for the Meals on Wheels program will be due in June 7th.

Everyone who turned in placemats since last September, please put your name into the draw box...1 entry for each placemat turned in.

We will give the placemats to the representative from MOW at the October business meeting.

The people at MOW have expressed an interest in getting the placemats in autumn theme for Thanksgiving as well as Christmas...but will take any theme as their clients just love to receive new placemats for special occasions.

Thanks to all who have participated in the placemat program. Kits will be available in the storage room in the hamper marked Placemats and finished placemats can be returned to the same hamper.

Thanks again. Sharon Latham

## SUNSHINE

If anyone knows a guild member who has been ill or has illness or a death in their family or who just needs to be cheered, please call:

**Trudy Thorne**  
(phone number on membership list)

### General Meeting Reminders

- bring your coffee mug
- turn off cell phones before the meeting
- remember we are a scent free meeting

Please keep aisle ways clear of tables and chairs, especially the area in front of the windows.

Quite often people have to make their way to the front, and it becomes very difficult when there are obstacles in the way.

### Volunteer Opportunity—Newsletter Editor

Are you looking for a challenging, exciting volunteer position with our guild. Consider taking over the Newsletter Editor position in September. This is a fun, exciting and sometimes challenging 'dare I say JOB' that I have had the pleasure of doing for quite a few years now.

It is time for some new ideas, perhaps you have some.

If you are interested please contact me (Hope) at the guild or via this email [editor@schoolhousequilters.com](mailto:editor@schoolhousequilters.com) for more information.

I usually spend about a minimum of 5 hours a month putting the articles (contributed by members) plus the advertising together. Our newsletter goes out from September to June (10 issues).

Skills required would be a **minimum** of the following:

- Extensive knowledge using software, the current newsletter is done in Microsoft Publisher but could be done in any software that can create the current format and able to save to a pdf file for publication.
- Knowledge of sizing and manipulating graphics files that our advertisers and contributors send in. Formats include jpg, pdf, word docx, png, excel and other formats.
- Ability to communicate via email with our advertisers and article contributors as well as our printing company.
- Able to meet deadlines.

Sounds like fun, it is so think about it and let me know. You would need to be able to do a mock up for practice for the September deadline with my help of course.

Hope

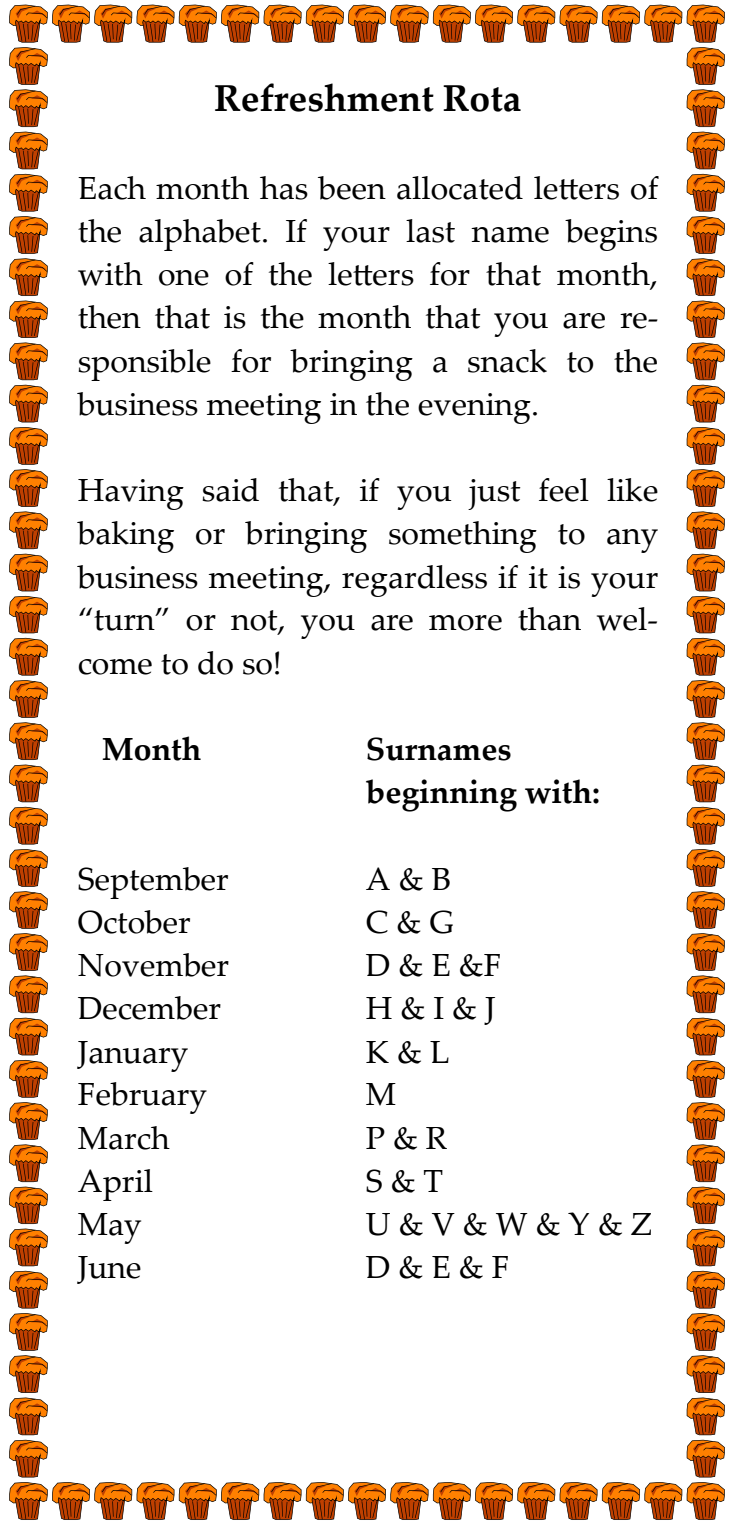
Thanks to all of you who filled my money jar with your coffee cash.

I may not be able to flee the valley to Mexico but we will continue to have coffee with cream & sugar!! Also will be able to supply some thermal disposable cups for those who forget their own mugs. So many things to remember I know.

Also please be aware that I have revamped the **alphabetical** list for the goodies which we all provide for our meetings. Our membership has changed considerably so I have tried to equalize the numbers for each month. Any problems with this please contact me.

Cheers from your refreshment committee...

Bonnie Lineker Trudy Thorne  
Mary Ellen Hall Diane Cave



### Refreshment Rota

Each month has been allocated letters of the alphabet. If your last name begins with one of the letters for that month, then that is the month that you are responsible for bringing a snack to the business meeting in the evening.

Having said that, if you just feel like baking or bringing something to any business meeting, regardless if it is your "turn" or not, you are more than welcome to do so!

Month	Surnames beginning with:
September	A & B
October	C & G
November	D & E & F
December	H & I & J
January	K & L
February	M
March	P & R
April	S & T
May	U & V & W & Y & Z
June	D & E & F

### **Guild Member Personal Information**

If you need to contact any of our guild members, executive or committee members please go to the **Members Only** page and then to **Memberships** on our website for the most up to date list of all email, addresses and phone numbers of current guild members. Remember you will need to be a paid member to get the userid and password to enter this area.

To protect the privacy of our guild members' personal phone numbers or email addresses will not be published in the newsletter unless specifically requested by the committee member. Most committees have a guild email address that is redirected to their personal address.

If your committee does not as yet have one or you are organizing a special event please send an email to our webmaster using [webmaster@schoolhousequilters.com](mailto:webmaster@schoolhousequilters.com) to request one.

As a paid member you have received the login and password for this section. If you do not have access to a computer or printer please see Hope to request a paper copy of our newsletter. If paper copies of newsletters are not picked up 3 months in a row your name will be taken off the paper copy list. If you will be away, please arrange for another guild member to pick up your paper copy.

### **Personal Information Changes**

**Please notify the Membership Committee of any changes to your email, phone number or address.**

**The Membership Committee will then pass this information on to those who need the information to update email lists, and membership files.**

**Keep your information up to date in order to receive email regarding guild events.**

### **"Reminder to Members**

Got something you would like to raise at an upcoming meeting? Please let me know by email no later than the day before the meeting so that we can allocate our time more efficiently in the business portion of our meetings. This includes items to be addressed under Members' Announcements.

My email address is

[secretary@schoolhousequilters.com](mailto:secretary@schoolhousequilters.com)

Myra Shearer



# March Show n Tell



Comox Valley Schoolhouse Quilters' Guild

[www.schoolhousequilters.com](http://www.schoolhousequilters.com)





## April Birthdays

Berkley	Helene	4/1
Jagat	Leslie	4/2
Reid	Lynda	4/4
Letkeman	Margaret	4/5
Jones	Lois	4/7
Thorne	Trudy	4/11
Kulicki	Nell	4/12
Vadeboncoeur	Terry	4/12
Keenan	Gail	4/12
Ritchie	Beth	4/14
Chester	Barbara	4/20
Love	Colleen	4/22
Engerer	Shirley	4/27
Schick	Marilyn	4/28
Sklepowich	Rita	4/29
McDonald	Linda	4/29
Forsayeth	Sandra	4/30



## Our Printer - ABC Printing & Signs

Get it printed right...  
in the Comox Valley

250-338-6364  
abcprinting.ca

**ABC**  
PRINTING  
& SIGNS

## Our Advertisers

“Discover the world of sewing!”  
“Wander through our store for a refreshing experience”

Your One Stop Quilting and Sewing  
Machine Store on Vancouver Island!

Next Open House:  
**Spring Fling**  
Fri. April 20, 2018, 9-6  
Sat. April 21, 2018 9-6  
Sun. April 22, 2018, 11-5  
Sale runs until May 1st

JANOME  
Artistic  
DIGITIZER  
GO AHEAD - BE AN ARTIST  
— NOW AVAILABLE —

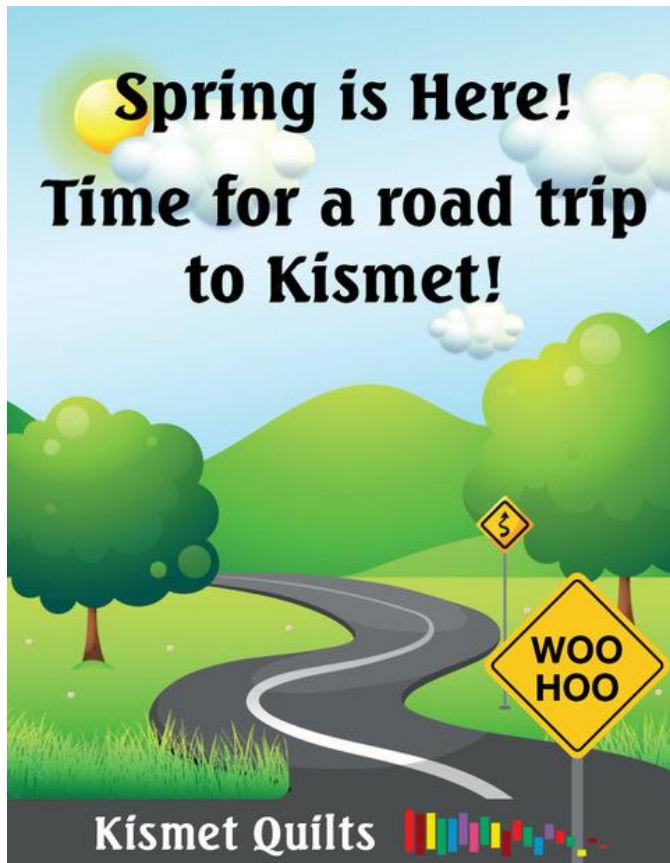
Hours: Mon.-Sat. 9:30-5:30, Sun. 12-4  
Closed Holidays See our newsletters and website for dates.

“Like” us on facebook  
Snip & Stitch Sewing Centre

Follow us on Instagram  
@KathySchroter

# 1-4047 Norwell Drive  
Nanaimo, B.C. V9T 1Y6  
1.250.756.2176  
1.800.789.1730  
Email: [info@snipandstitch.com](mailto:info@snipandstitch.com)  
[www.snipandstitch.com](http://www.snipandstitch.com)

Snip & Stitch  
SEWING CENTRE  
NANAIMO



## BIB n' TUCKER QUILTING

### April Sale

All tone on tone **purples**

All tone on tone **yellows**

**20% - 30% off 2m + (same bolt)**

**Precut Panels (on the rack) 25% off**

**½ m minimum cuts**

**Reminder: open Easter Monday**

**10-4**

1006 Craigflower Road Victoria BC  
386-6512 (Mon- Thurs 10-4, Sat 12-4 )



**SERGE  
& SEW**

105 - Nored Plaza  
6750 N Island Hwy . Nanaimo, BC  
250-390-3602. [www.sergesew.com](http://www.sergesew.com)

**Authorized Dealer for PFAFF & BABYLOCK**  
Sewing machine & Serger. Repairs Machines

- Look through our online Spring class schedule.
- Large selection of bag samples, patters and hardware.
- Ever-growing selection of sale fabric, kits and miscellaneous items.

A home away from home for all your quilting needs:

**Books, Patters, Fabric & Notions.**

## Red Barn Quilt Shop

Courtenay & Campbell River

Just arrived!!

Kaffe Fassett "Classics"

Love dots and stripes? Be sure to  
check out Tula Pinks "All Stars"  
plus new 108" wide backings  
from Amy Butler

Guild members receive 10% off  
member price with your card

connect with us

[www.facebook.com/RedBarnQuiltShop](http://www.facebook.com/RedBarnQuiltShop)

[www.pinterest.com/redbarnquilt](http://www.pinterest.com/redbarnquilt)

[www.instagram.com/RedBarnQuiltShop](http://www.instagram.com/RedBarnQuiltShop)

sign up for our sale emails  
[redbarnquiltshop@gmail.com](mailto:redbarnquiltshop@gmail.com)



**HUCKLEBERRY'S**  
FABRICS INC.

**BERNINA**  
*made to create*

[huckleberrys@shaw.ca](mailto:huckleberrys@shaw.ca)  
1930 Rysn Road East, Comox, BC V9M 4C9  
Phone: (250) 339-4059 Toll Free: 1(877)339-4059

BERNINA

MARCH 22 - APRIL 22  
*Spring Sale*



The BERNINA 570 QE  
*Quilter's Edition that also embroiders*

**Did you know that we carry**

- A wide range of pillow forms 14" to 27"
- Emmaline bag frames A & B
- Zippers-9", 14" & 22"
- Bag accessories
- Elizabeth Hartman Patterns
- Laura Heine Collage Patterns
- Plus quilt books, patterns, notions, 100% cotton fabric, precuts & Bernina sewing machines & accessories
- We have classes, demos and we service all makes & models of sewing machines & sergers

**Store hours:**

Monday-Friday  
10:00am-5:00pm  
Saturday  
10:00am-4:30pm  
Sunday  
Noon-4:00pm  
Closed Holidays

# Cloth Castle

*"Your One Stop Sewing and Quilt Shop"*



**25%**

**Off one Regular  
priced item.**

Excludes Sewing Machine Department,  
Must be presented at time of purchase  
and no digital copies accepted

We are proud to support our  
local and Island quilt guilds,  
and we thank you for your  
continued patronage of our  
store for the last 46+ years!

786 Goldstream Ave. Victoria BC V9B 2X6  
1-250-478-2112 ~ [clothcastle.com](http://clothcastle.com)

## *Needle Loft Studio*

Beginner & Intermediate  
Lessons for Quilting,  
Sewing, Knitting and  
Needlework

Workshops  
Longarm Rental  
Artisan Studio  
Needlework Supplies

**Judy & Chariti Briosi**

4019 Island Highway  
Royston, BC

250-338-0154

250-650-0821

[needleloft@telus.net](mailto:needleloft@telus.net)



Comox Valley Schoolhouse Quilters' Guild

[www.schoolhousequilters.com](http://www.schoolhousequilters.com)

**AFFORDABLE SEW & VAC  
2885 CLIFFE AVE  
COURTENAY, PH 250-897-0950**



**SUV 1122**



**3160 QDC**

**YOU'LL NEVER GO WRONG WITH JANOME  
FROM BASIC MECHANICAL TO HIGH TECH COMPUTERIZED  
JANOME MACHINES ARE SIMPLY THE BEST  
AFFORDABLE QUALITY  
FULL TRAINING PACKAGE \* LOCAL WARRANTY**

**After the SALE it's the SERVICE that counts**

# Word Search Puzzle

## Quilting Acronyms

Bring to May Business Meeting By Beverly Michaluk

MEANING ON THE BACK PAGE

s	t	a	s	h	a	d	p	h	d	w	f
a	f	a	r	t	s	h	s	h	p	o	b
b	t	q	b	p	q	f	i	m	w	w	o
l	t	b	m	m	i	h	w	l	x	m	f
e	b	o	f	g	o	g	w	e	a	a	u
a	b	b	t	p	i	w	s	l	a	q	s

BOB

BOM

DSM

FART

FMQ

FOB

FQ

HP

HST

LAQ

LAQ

MAQ

PHD

PIGS

SABLE

SEX

STASH

TGIF

TOT

UFO

WHIMM

WIP

WISP

WOF

WOMBAT

WOW