



Sew 'n' Tell

Comox Valley
Schoolhouse Quilters' Guild
www.schoolhousequilters.com

April 2016

Monthly newsletter of the Comox Valley Schoolhouse Quilters Guild • Box 1507 Comox, BC V9M 8A2

Presidents Message

Hello Members.

It is good to be back! I did manage to take my sewing machine with me while away and sewed everything from a new bag and wallets to hemming two pairs of new pants for a friend. It always surprises me how little basic sewing knowledge the average person has. Have you met a person who cannot even sew on a button?

I purchased fabric, notions and wandered dreamily at the Fabric Depot in Portland for about 3 hours. If you have never been, try not to miss it if passing by! I arrived home just in time to attend the February retreat at Home-wood. I love that I do not have to cook and can just do what you want, when you want, while there. It was nice to go for a daily walk around the neighbourhood – to burn a few calories! Meeting new and old friends to share knowledge, see fabric and projects, and in general, get inspired is what I love about a retreat.

Your executive recently met with the OAP executive. We are working to secure a written agreement concerning the hall rental for the future. Also, as mentioned at the March general meeting, we are planning for next year's executive. Because we are planning to have 2-3 of the executive turnover each year, Carol

Erskine will become Past President. We will be needing another president to work with me and a new treasurer. Being a treasurer requires a certain skill set---one that I sorely lack. If you have talents in this area, please consider serving in this capacity for the guild.

We all have served on executive and committees throughout our lives for various groups. We **have** done our part. Yet, I am calling on you to consider joining the team to organize the guild. We have a HUGE team when you add in all the committees and their members!

We shall know shortly what committees need new heads or members within that committee.

We need turnover and the **inspiration** that new members can inject.

We ALL have something to offer. WE NEED YOU!

Raelene

Comox Valley Schoolhouse Quilters' Guild

www.schoolhousequilters.com

2015—2016 Executive & Committees

Presidents:	Raelene Robertson and Carol Erskine
Past Presidents:	Anne McCullough & Mary-Lou Morden
Vice President:	Janis Davis
Secretary:	Patti Kemp
Treasurer:	Terryl Essery
Community Quilts:	Coordinator—Nerissa Thomas
Lilli House	Verna Power
Breast Cancer & Teddies & Toddlers	Gladi Lyall
Placemats	Sharon Latham
St Joe's Babies	Joy Whitehouse
Seniors & Fire Quilts	Nerissa Thomas & Verna Power
Pregnancy Care Centre	Nerissa Thomas
HAW 2016:	Mary Lou Morden
In-House Draw:	Brenda Levirs
Library:	Anne Mamers
Membership:	Carreen Webber and Carol Metner
Newsletter:	Hope Rychkun
Newsletter Advertising:	Joan Johnsen
Programs:	Anne McCullough and Margaret Yells
CQA Representative	Marcy Horswill
Refreshments:	Rosanne Tinckler & the Kitchen Cops
Retreats:	Terry Vadeboncoeur, Beverly Luck, Sharron W.
Sunshine:	Trudy Thorne
Venue:	<ul style="list-style-type: none"> ◆ Charles Dickens ◆ Nautical Days
Website:	Hope Rychkun
Workshops:	Jackie Greening, Eva Hansen & Lynda Reid
Word Puzzle:	Bev Michaluk

From the Editor's Desk

Newsletter Advertising:

To advertise in the newsletter please contact Joan Johnsen for rates. Submit advertising by the **15th** of the month for inclusion in the next month.

forjj1@shaw.ca

Newsletter Deadline:

Please submit all entries for the newsletter by the **20th** of the month for inclusion in the next month's newsletter.

Submit articles to Hope (current editor) using the email:

editor@schoolhousequilters.com

Guild Meetings

Our guild meets every Thursday from 9:00am to 9:00pm for quilting at the Cumberland OAP Hall.

General Meeting (September to June) on the **1st** Thursday of each month at 7:00pm

Executive Meeting (September to June) **3rd** Thursday of each month at 1:00pm

No meetings in July or August, just wonderful sewing days...

Our Website:

www.schoolhousequilters.com

Memberships

Don't forget to renew your membership. You need to be a paid member to enjoy the benefits of the guild...

**“PRESERVING THE PAST”
HANDS ACROSS THE WATER
TIMBERLANE QUILTERS' GUILD
POWELL RIVER**

AN INVITATION

WHERE?

AT THE ITALIAN HALL
5866 LUND HWY
POWELL RIVER, B. C.

WHEN?

SUNDAY OCTOBER 2, 2016

We have chosen Sunday because of the revised ferry schedule which makes a Saturday date difficult. A catered lunch will be served.

PROGRAM:

Our theme for this event is 'PRESERVING THE PAST'

We are planning a fun afternoon for you: It will include a merchants mall, a white elephant table, a guest speaker, gifts and a number of draws.

We also want to challenge you to make a quilt which expresses our challenge theme 'PRESERVING THE PAST'. The quilt should be a minimum of 20" to a maximum of 40" inches. Use colour and fabrics you love. Then embellish it as you wish. A prize will be awarded to the viewer's choice.

Included in this package are the instructions for a challenge block. The blocks will be divided up and will become draws. The number of draws is dependent upon the number of blocks.

RSVP

We need to know the number of quilters from your guild who plan to attend by May 15, 2016. There will be a charge of \$15.00 per person. A final number of names along with cheques should be mailed to:

Please contact Mary Lou Morden by the May meeting to indicate your desire to attend and to pay her the \$15.00 fee.

For information on the challenge and block please visit our website to download the instructions in pdf format.

Book Review

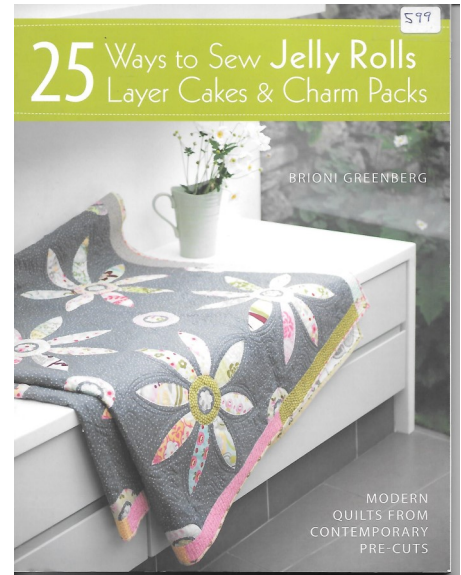
25 Ways to Sew Jelly Rolls Layer Cakes and Charm Packs

Brioni Greenberg

David & Charles Publishing 3013

Guild library #599

Our library has copies of books by Pan and Nicky Lintott which focus on using 'jellyrolls', but this book takes things a step further. The 25 projects given, use mini charm squares (2 1/2" x 2 1/2") up to layer cakes (10" x 10") and beyond - have you ever used a desert roll (5" x width of fabric)? The projects vary from full size quilts to a bag, and almost anything imaginable inbetween.



The "How to use this book" lists the projects and requirements for each project. Although there is a discussion concerning 'precuts', you don't have to go out and purchase a package - cut your own. Pages are full of diagrams concerning cutting up squares and rectangles to make your required charm squares, jelly rolls etc.

Each project lists the materials needed and then deals with preparing and cutting fabrics (do not prewash purchased precuts as this may distort their shape and size). Quilt assembly is shown with hand drawn diagrams and 'tips' are highlighted. The 'tips' are good advice for making almost any quilt, and are well worth a look. Although quilting information is not given, you can get a good idea of how the item has been quilted from the closeup photo which accompanies each project.

Full size templates and foundation patterns are included where needed. The book

(Continued on page 5)

(Continued from page 4)

ends with a section titled "Materials and techniques". Here cutting strips, templates and fussy cutting are dealt with. Machine piecing, English paper piecing, paper foundation piecing and applique are well covered with instructions, drawings and photographs. Lastly, the usual section on layering a quilt sandwich, quilting and binding is given.

If you have some precuts which you couldn't resist, and now don't know what to do with, take a look at this book. The quilts and projects are varied, interesting and cover abilities from beginner to advanced quilter. Perhaps there is an idea for everyone.

Lois Warner



Presidents' Challenge 2016 "Out of the box"

We introduced a new opportunity for guild members called the President's Challenge. It is aptly named "Out of the Box". Should you choose to participate, you will draw an envelope. Inside you will find a piece of cardboard from a box (e.g. Cereal box, cracker box, etc.). Your challenge will be to make a quilted project using the colors found on your cardboard sample. It may take you out of your color comfort zone.

Projects for these challenge tend to be smaller items (e.g. Bags, wall hangings, placemats etc.) rather than full size quilts. Get creative in what you decide to make. Ponder, mull over, ruminate, muse, and contemplate till inspiration hits.

At the May meeting, entries are received and voting for viewer's choice will occur. Three categories will be awarded – Viewer's choice, Best use of color, and Most Creative and judged by a panel of 3. You **must** attach your cardboard sample to your project.

Should you be away or wish to enter at a later date, please contact one of the president's to arrange getting your cardboard color sample and instructions.



CAMP HOMEWOOD RETREAT October 19 thru 23rd 2016

So excited to advise all of you that our next Camp Homewood retreat has been scheduled for *four* days, providing us with one additional day of sewing and socializing. It will run from Wednesday through Sunday, October 19th – 23rd, 2016. Sign up for the October retreat will be at the **June** business meeting with a \$50. deposit due upon registration. If you do not feel you can attend for a full four days please do not let that deter you from registering as it may be a possibility for some of you to attend for three days only.

Depending on sign-up numbers we may also have the option of opening up the guesthouse for more private rooms. For further details concerning the guesthouse please speak to one of the retreat coordinators listed below. We do not have the exact cost at this time as the fees are re-evaluated yearly for the fall/spring retreats. We have been advised that the cost will most likely only increase by a couple of dollars. With the current cost structure the cost per individual for the *four* days would range from \$215. to \$267., depending on the room you choose. The starting range of \$215 is a bunk style dorm room which sleeps up to 7, however on average there are usually anywhere from 3 – 5 in these rooms. Individuals in these rooms have shared bathroom/shower facilities. There is a separate handicapped washroom available to any that may require ease of access to toilet or shower. There are also newer rooms available which sleep up to 3 and have their own washroom, including shower/tub. These rooms are either \$250 with 3 sharing the room or \$267 with only 2 sharing. All prices include 3 meals a day along with snacks in the evening consisting of cookies/squares, fruit, coffee, tea, and hot chocolate. The meals at Camp Homewood are excellent . . . and you will never walk away hungry!

If you have never been to a retreat at Camp Homewood we urge you to give it a try. It is a lot of fun and a great way to get to know your fellow quilters. Most quilters who have attended previous retreats become regulars. If you wish to sign-up or for further information please contact one of the retreat coordinators listed below.

Our contact details can be located on the guild website under “retreats” or by viewing the membership list.

We look forward to seeing some new members as well as all of our regulars at one of the upcoming retreats.

Beverly Luck

Terry Vadeboncoeur

Sharron Woodland

Spring Program Plans

April 7, 2016

Ionne McCauley, a popular Vancouver Island Fiber Artist and Quilting Teacher, will present a trunk show of her work. Her talk will be based on the theme “**Ideas, where they come from and how to run with them**”. Many of us have enjoyed and benefited from taking Ionne’s workshops.

Ionne lives near Qualicum Beach surrounded by fruit trees, sheep and dogs.

May 5, 2016

Challenge Quilts Why do people make challenge quilts?

Our members are encouraged to bring in samples of challenge quilts that they have made in the past.

Presidents’ Challenge 2016 “Out of the Box”: Our Guild members will present the quilts that they have made for the “Presidents Challenge”. 49 people are participating in this challenge and I’m sure we will see some amazing results.

Viewer’s Choice: Our members will view the President’s Challenge quilts and each member will submit their choice for the winning quilt. Prizes will be awarded for First, Second and Third place.

Participation Draw: A draw will be made from the names of all people who submit a completed quilt. A participation prize will be given.

Huckleberry’s Fabrics will be our Guest merchant at the May meeting.

- If you have a President’s challenge quilt, please bring them in between 5 and 6 p.m. on May 5th so that we have time to display them and our members have time to admire them before the meeting starts. If you are unable to bring them this early, it would be great if you could get someone else to bring yours in.

June 2, 2016

Our meeting and potluck dinner will be held on the evening of June 2nd. The potluck will start at 6:30. The election of our executive will take place during the business meeting. Further information will be available in the May newsletter.

APRIL 2016 WORKSHOP NEWS

Your workshop committee has been so happy with the turnout for guild classes in the 2015/16 quilting year!

We tried hard to schedule classes that you really wanted to take and you rewarded us by signing up so that every class this year was able to run!

We're so pleased! **Thank you everyone!!!**

We're working on plans for the upcoming year's classes and will start surveying at the next meeting so we can firm up some teachers before the summer starts.

Janis's Davis' Sea Star quilt class on March 12th was full and as usual, everyone enjoyed spending a day with Janis learning a new pattern. We're looking forward to upcoming show and tell sessions to see the results. Thanks Janis, for another great class!

Coming up soon.....

April 23, 2016 –Wallet - Raelene Robertson - \$30.00

This popular class is being repeated again this year since we've had so many ask for it since they couldn't come the first two times it was offered!

As you all know, Raelene has lots of tips and tricks that she shares when she does a class.

Workshop Committee

Jackie Greening, Eva Hansen, Lynda Reid

Comox Valley Exhibition(CVEx) 2016 August 26, 27 and 28

Hello, Ladies, are you ready for this year's Fall Fair or, at the very least, thinking about which quilts you will be entering in the Show. Please do. You have been great supporters of the Event in the Past and the Quilt Show is now one of the major attractions at CVEx.

On that note, the theme for this years' CVEx is 'Machines Thru the Ages'. As always, there will be a category, sponsored by Fabricland in the Quilt Show for a quilt depicting the theme. Please think of something to enter in this particular Challenge.

Thank you.

Judy M. Morrison

CVEx Quilt Show

"Reminder to Members

Got something you would like to raise at an upcoming meeting? Please let me know by email no later than the day before the meeting so that we can allocate our time more efficiently in the business portion of our meetings.

This includes items to be addressed under Members' Announcements.

My email address is **secretary@schoolhousequilters.com**

Patti (Secretary)

Comox Valley Schoolhouse Quilters' Guild

www.schoolhousequilters.com

The poster features a vibrant background of geometric shapes in shades of pink, red, and orange. On the left, a white cowboy hat sits atop the large, bold letters 'CVEX', with 'COMOX VALLEY EXHIBITION' written in smaller text below. To the right, the text 'Comox Valley Exhibition 2016 Quilt Show' is displayed, with 'Quilt Show' in a decorative, cursive font. Below this, the dates 'Friday, August 26', 'Saturday, August 27', and 'Sunday, August 28' are listed. Further down, it states '2016 CVEX Participant Guide & Entry Forms available Online June 1st', 'Entry Deadline Aug 17, 2016', 'Email: info@cvex.ca', and 'Web: cvex.ca'. On the right side, there is a silhouette of a person operating a sewing machine, surrounded by several heart shapes. The entire poster is framed by a decorative, scalloped border on the left side.

Comox Valley Exhibition
2016
Quilt Show

Friday, August 26
Saturday, August 27
Sunday, August 28

2016 CVEX Participant Guide
& Entry Forms available
Online June 1st

Entry Deadline Aug 17, 2016
Email: info@cvex.ca
Web: cvex.ca

Save the Dates!
Plan your Entries!
Volunteer Commitment?

Thank you
Judy Morrison

Refreshment Rota

Each month has been allocated letters of the alphabet. If your last name begins with one of the letters for that month, then that is the month that you are responsible for bringing a snack to the business meeting in the evening.

Having said that, if you just feel like baking or bringing something to any business meeting, regardless if it is your "turn" or not, you are more than welcome to do so!

Month	Surnames beginning with:
September	A, B
October	C, D, E
November	F, G
December	H, I, J.
January	K
February	L
March	M
April	N,O,P,Q, R
May	S
June	T, U, V, W, X, Y, Z

The Kitchen Cops

Happy April Birthdays

Berkey	Helene	4-1
Reid	Lynda	4-4
Letkeman	Margaret	4-5
Thorne	Trudy	4-11
Kulicki	Nell	4-12
Vadeboncoeur	Terry	4-12
Keenan	Gail	4-12
Ritchie	Beth	4-14
Love	Colleen	4-22
Schick	Marilyn	4-28
Forsayeth	Sandra	4-30

Guild Member Personal Information

If you need to contact any of our guild members, executive or committee members please go to the **Members Only** page (click the link on the left) and then to **Memberships** on our website www.schoolhousequilters.com for the most up to date list of all email, address and phone numbers of current guild members. Remember you will need to be a paid member to get the userid and password to enter this area.

To protect the privacy of our guild members personal phone numbers or email addresses will not be published in the newsletter unless specifically requested by the committee member. Most committees have a guild email address that is redirected to their personal address. If your committee does not as yet have one or you are organizing a special event please email webmaster@schoolhousequilters.com and request one.

As a paid member you have received the login and password for this section. If you do not have access to a computer or printer please see Hope to request a paper copy of our newsletter. If paper copies of newsletters are not picked up 3 months in a row your name will be taken off the paper copy list. If you will be away, please arrange for another guild member to pick up your paper copy.

SUNSHINE

If anyone knows a guild member who has been ill or has illness or a death in their family or who just needs to be cheered, please call:

Trudy Thorne

(phone number on membership list)

Or email:

sunshine@schoolhousequilters.com

so that a card may be sent

Guild Member Personal Information Changes
Please notify the Membership Committee of any changes to your email, phone number or address.

The Membership Committee will then pass this information on to those who need the information to update email lists, and membership files.

Keep your information up to date in order to receive email regarding guild events.

Our Advertisers




Get the ABC Team working for you!


ABC
PRINTING
& Signs

250-338-6364
901 PUNTLIDGE ROAD
COURTENAY, BC
abcprinting@telus.net
www.abcprinting.ca


Upcoming Courses at Sew Peaceful ...




Wisteria Lane
Level: Beginner and above



Amazon Star
Level: Intermediate and above



Pepperdish
Level: Confident beginner and above



Fire Island Hosta
Intermediate and above

For more information, and to see what else is on offer, visit www.sewpeaceful.com



Beautiful studio located in
Nanose Bay, BC. Tel: (250) 713 1273

Also available:

- One to one courses by arrangement
- Teaching for Guilds and Shops
- Group discounts



Comox Valley Schoolhouse Quilters' Guild

www.schoolhousequilters.com



**Island Sewing
& Embroidery**

• Sales • Service • Classes

Authorized
brother
PFAFF
Husqvarna
Dealer for Sales & Service



240-339-1940
#105-2100 Guthrie Rd., Comox
www.islandsew.ca

Indulge your passion!

With The Island and Anita Goodesign!

At the Wyldflower B&B
in Beautiful Qualicum Beach!

ANITA
GOODESIGN

Hosted by

Island Sewing Centres
Comox & Campbell Rivers



May 19 - 22, 2016

Come join us for a relaxing and fun retreat at beautiful Wyldflower B&B. Accommodation and meals are included in the price. Participants can choose their design (separate charge) and will be required to bring their own embroidery machine, notions and fabric. A pop-up shop will be on hand for those forgotten items.

Only 12 spots available so book early!

You deserve a break!

Only

\$345.00

Tax Included

For more information contact **Debbie** at
Island Sewing & Embroidery (Comox)
Tel: 250-339-1940
Email: islandsews@gmail.com
or
Island Sewing Centre (Campbell River)
Tel: 778-418-2232
Email: wpsewing@gmail.com

Come to the Island and See What You Can Create!

Pré-Cut-Applique

Pre cut appliqué are various laser cut fabric shapes that have pre-applied fusible webbing placed on the back of each shape.

Anyone who has done hand appliqué knows how tedious cutting and applying fusible webbing can be so forget all that intricate cutting and fussy application.

It could not be any simpler!

Pricing will vary depending on amount of applique and size.


Contact Beverly Michaluk at photoandfabricartist@gmail.com or 250-941-6999



Flare Fabrics
BATIKS AND BOLD COTTONS

**BATIKS AND
BOLD COTTONS**

Canadian • Online flarefabrics.ca



Quality Threads & Essentials
for Quilters, Stitchers,
Appliqué, FibreArts

www.CindysThreadworks.com

Cindy Scraba cindysthreadworks@telus.net
250.738.0560
Follow Cinderella's Blog & Column
Thread Talks/Workshops/Trunk Shows Vancouver Island, BC

See you @
Victoria & Nanaimo Quilt Guild Shows.
*Pre-orders available for Express Pickup!

Kismet Quilts



Oh yes it is!
Time once again
for Kismet's
April Foolishness Sale!

**FOOLISHNESS
AHEAD**

**PREPARE
TO SHOP**

Lots of stuff 50% off
Lots more stuff 30% off
Everything else 10% off
Some restrictions apply

To complain about the quality of this ad, forward your concerns to lousyad@gmail.com

 www.kismetquilts.com
5334 Argyle St., Pt. Albemarle • 250-723-6605 • Mon-Sat 10am-5pm



THE NEEDLE LOFT

- * Large selection of Aida, Linen and more.
- * Threads, needles, beads for all your needlework needs.
- * Needle Craft Lessons and Workshops.
- * Patterns and Kits. New ones every week.

4019 Island Highway
Royston, BC
VoR 2Vo

Owner: Judy Briosi
Phone: 250-334-2361
E-mail: needleloft@shaw.ca



*Kaleidoscope
Quilt Company*

Fabrics ★ Notions
Quilting Classes

#2-4715 Trans Canada Highway Duncan B.C. V9L 6L2
(@ Whippletree Junction)
www.kaleidoscopequiltcompany.ca
kaleidoscopequiltcompany@gmail.com
Tel. 778-455-4715



Comox Valley Schoolhouse Quilters' Guild

www.schoolhousequilters.com



1930 Ryan Road East, Comox, BC V9M 4C9
(250) 339-4059 Toll Free 1(877) 339-4059

e-mail: sewfun@telus.net

Find us on Facebook

<http://www.facebook.com/HuckleberrysFabricsInc>

BERNINA⁺
SALES · SERVICE · SUPPORT



Store hours:
Monday-Friday 10am-5pm
Saturday 10am-4:30pm
Sunday Noon-4pm
Closed Holidays

April 2016 Accessory Special
25% OFF
Three-sole Walking Foot #50*

Offer valid April 1-30, 2016 at any participating BERNINA Dealer in Canada. Offer good for 25% off one (1) BERNINA Three-sole Walking Foot #50. Cannot be combined with any other offer. Not valid on previous purchases. Taxes are not included in the total purchase calculation. Call limit be followed for each. Some exclusions may apply. Subject to availability. Available while supplies last.

Our Three-sole Walking Foot #50 with seam guide is an indispensable aid when sewing challenging fabrics.

made to create **BERNINA**

Red Barn Quilt Shop

Campbell River & Courtenay

Just Arrived....

Chipper by Tula Pink

Wander by Joel Dewberry

Arriving in April....

New Kaffe Fassett

Batiks

show your guild card to receive 10% off
member's price of all non sale stock

Like us on Facebook

www.facebook.com/RedBarnQuiltShop

See what Inspires us on Pinterest

www.pinterest.com/redbarnquilt

sign up for our sale emails
redbarnquiltshop@gmail.com

NEW CANADIAN MYSTERY QUILT CLUB!

Designed by Shania Sunga for Cantik Batik to
celebrate Canada's 150th birthday!

Contact the store for more information.

FABRIC • NOTIONS • BOOKS • PATTERNS
SEWING MACHINE AND SERGER REPAIRS
CLASSES • QUILTING AND MORE

PFAFF

baby lock

Authorized dealer



Like us on facebook.com/sergesew

105 - Nored Plaza

6750 N Island Hwy • Nanaimo, BC

250-390-3602 • www.sergesew.com



PFAFF Performance 5.0

3rd Monday of each month is
TAX FREE DAY
at the store; we pay the tax!

#11-1209
E. Island Highway, Parksville
B.C. V9P 1R5
sweetpea.quilting@shaw.ca
250-586-1050



THE *Stitcher's Muse*
NEEDLE ART

Classes • Books • Charts • Fibres • Fabrics • Supplies



#4, 70 Church Street
Nanaimo 250-591-6873
www.thestitchersmuse.com



“Discover the world of sewing!”
“Wander through our store for a refreshing experience”

Your One Stop Quilting and Sewing
Machine Store on Vancouver Island!

Clip & Save
Coupon! Buy 1 Get 1
50% off
All regular Priced
Quilt Books
May 1-7, 2016

Clip & Save
Coupon! Get 25% off
Any three spools of
specialty thread.
May 8-21, 2016

Hours: Sun. 12-4, Mon.-Sat. 9:30-5:30 (Open Fri. night if there
is a class.) Closed Holidays and Sundays in July & August

“Like” us on facebook
Snip & Stitch Sewing Centre

Follow us on twitter
@snipandstitch

Join the conversation on our blog
www.snipandstitchblog.wordpress.com

#1-4047 Norwell Drive
Nanaimo, B.C. V9T 1Y6
1.250.756.2176
1.800.789.1730
Email: info@snipandstitch.com
www.snipandstitch.com

Snip & Stitch
SEWING CENTRE
NANAIMO



DIANE'S QUILTING FABRIC CLEAR OUT SALE

\$5.00 PER METER
FAT QUARTERS
GRAB BAGS

FRIDAY APRIL 15TH

9:30 AM – 3:30PM

5529 DEEP BAY DRIVE
BOWSER B.C.

BIB n' TUCKER QUILTING

April Sale

All tone on tone **purples**

All tone on tone **yellows**

20% – 30% off 2m + (same bolt)

Precut Panels (on the rack) 25% off

½ m minimum cuts

**Reminder: open Easter Monday
10-4**

1006 Craigflower Road Victoria BC
386-6512 (Mon- Thurs 10-4, Sat 12-4)

Word Search Puzzle Bring to May Meeting

Names of Quilt Block Patterns Beverly Michaluk

b d a i s s n l s k u s n
e p i m r a h c c p a h a
d o g w o o d i d s o o f
t p s o n i r r e p e o l
i p v e s t i b u l e f l
m y u s d b y n i n d l e
e s o r e n i p l a i y a
l r a u r o k l u m h y p
a c l o n c e e d c c e f
s b s l i u q n o j u o r
i e w r w h i g r o s e o
r m b o b w o r k b o x g
i o g b a d o n o t n i l

Alpine Rose
Card Trick
Iris
Nosuch
Shield
Vestibule

Bedtime
Charm
Jonquils
Poppy
Shoo Fly
Whig Rose

Bluebird
Dogwood
Leap Frog
Rose
Spool
Windmill

Brick Pile
Fan
Linton
Salem
Union
Workbox