



Sew 'n' Tell

December 2019

Comox Valley Schoolhouse Quilters Guild, P. O. Box 1031, Cumberland, BC V0R 1S0
www.schoolhousequilters.com

President: Diane Cave • Vice-President: Debbie Maxwell
Secretary: Beth Ritchie • Treasurer: Colleen Love • Past President: Jan Hill

President's Message

How time flies!

Christmas is coming fast and furious, and now we're all scrambling to get those quilts and sewing projects finished in time to place under the Christmas trees.

I wish all of you a wonderful Christmas and hope Santa stops off and loads up at the Island quilt suppliers before he fills up your stockings. Be ready - best to have a really big stocking waiting for him!

Diane Cave

CHRISTMAS POTLUCK - Thursday, December 5th

We will start setting up tables around 5:00 pm.

What to bring:

- a savoury dish or dessert to share
- your favourite Christmas placemat...maybe the one Janis demonstrated for us at retreat
- mug, plate and cutlery
- favourite Christmas wallhangings/quilts

Also, if you wish, please bring a wrapped "quilting/sewing" related gift with a value up to \$10.00 for our program part of the evening.

We will have a short meeting between 6:00-6:30 pm and then our dinner to follow.

Hope to see everyone there!

Marilyn and Sandra





Birthdays in December

- 4th Rita Gouthro
- 6th Linda Mathers
- 10th Shirley Krotz
- 12th Claudette Vido
- 15th Shirley Woodbeck
- 17th Anita Jones-Gould
& Theresa Pinke
- 18th Joan Boyle
- 20th Patti Kemp
- 27th Marjorie Arnold

REFRESHMENTS

Many thanks from the refreshment committee for all of your delicious contributions over the year.

Each month has been allocated letters of the alphabet. If your last name begins with one of the letters for that month, that is the month that you are responsible for bringing a snack to the business meeting on the first Thursday of the month.

Having said that, if you just feel like baking or bringing something to any business meeting, regardless of whether it is your turn or not, you are more than welcome to do so!

- September A & B
- October C & G
- November D & E & F

December H & I & J

- January K & L
- February M & N & O
- March P & R
- April S & T
- May U & W
- June V & Y & Z



Welcome New Members....

We look forward to seeing you at the next meeting and at upcoming sewing Thursdays!

If you would prefer to never have your picture or name in the newsletter, just let me know.

editor@schoolhousequilters.com

PRESIDENT'S CHALLENGE

The President' Challenge this year is a scrap quilt.

All fabric, including the backing, must be taken from your stash. You can also trade fabric with other members, but the only thing you can purchase is batting.

The minimum size is 40 x 40 inches and there is no maximum size.

VP Debbie is registering participants. The quilt must be made AFTER you sign up for the challenge. It cannot be a quilt you have already made.

The cost is \$5 to participate, which you will get back if you finish your quilt. If you do not finish your quilt, your \$5 is donated to the guild. Any money that is left will go to community quilts. And if members don't want to keep their scrap quilt, it can also be donated to community quilts.

The quilts are due at the June General Meeting.

Scrap Challenge

Let me introduce you to the "Scrappy Queen", my sister Sue Pallister. She lives in SW Ontario, and has been collecting old quilt tops and vintage fabrics from thrift stores since forever. Now she has bins and bins of "scrap stash" piled up in her garage.

Last year, she raided some of those bins and worked on this king-sized scrappy quilt, AND COMPLETED IT. All by hand. (Oops, I lie. She had it machine quilted!)

Arrggg! Needless to say, I cannot keep up with my sister, and don't even try. Little art pieces are more my style. But maybe one of you will be inspired to do something like it.

Submitted by: Jessie Schut



SAVE THE DATES!

There will be 2 more extra sewing days this coming year:

January 15th, 2020
March 18th, 2020



Show & Tell

November 2019





BIB n' TUCKER QUILTING

December Specials

All Christmas PRINTS
All batiks (Includes wide width)
20% - 30% of 2 metres or more
(same bolt)
1/2 metre minimum cuts

Precut 1/2 metre pieces \$5.00
(reg. \$6.75)

1006 Craigflower Road,
Victoria, BC V9A2Y1
250-386-6512
Monday - Thursday 10-4
Saturday 12-4
(Closed Dec. 24-25)

Ripley's — Believe It or Not!

"CALL WAITING"
MOHAMMAD ISMAIL of Dhaka, Bangladesh, FINALLY GOT A TELEPHONE LINE CONNECTED TO HIS HOME 27 YEARS AFTER HE FIRST APPLIED for IT!



"SPENCER" AN IRISH WATER SPANIEL OWNED BY Mark Blumenthal of Twinsburg, Ohio, CAN CLEAR THE TABLE OF DISHES, LOAD THE DISHWASHER, CLIMB LADDERS AND FETCH DRINKS FROM THE REFRIGERATOR!



SCENT FREE!
MEMBERS OF THE COMOX VALLEY SCHOOLHOUSE QUILTERS GUILD HAVE BEEN MEETING IN SCENT-FREE FACILITIES FOR SEVERAL YEARS!



If you know of someone who might need a bit of cheer,



please let Florence know:

sunshine@schoolhousequilters.com

Cindy's Threadworks
THREAD CANDY SHOPPE

CINDY SCRABA
OWNER + THREADUCATOR


EMAIL cindysthreadworks@telus.net
TEL. 250.738.0560

SUBSCRIBE TO E-NEWSLETTER "THREADNEWS"
THREAD TALKS • WORKSHOPS • TRUNK SHOWS

WWW.CINDYTHREADWORKS.COM

More Show & Tell

November 2019



SERGE & SEW

105 Nored Plaza
6750 N Island Hwy . Nanaimo, BC
250-390-3602. www.sergesew.com

Authorized Dealer for PFAFF & BABYLOCK
Sewing machines, sergers & machine repairs.

Gift yourself a new sewing machine or Serger. We have the best deals for Dec. 2019.

Get to know us through our month Newsletter by linking through our website.

We appreciate your continued support. We wish you a very Merry Christmas & a Happy New Year!

Stonehenge Contest Deadlines:
Stonehenge Block Party: submit a quilt by December 31, 2019.
Panel Quilt Challenge: submit a quilt in-store by November 30, 2019

WORKSHOP NEWS

We have had three popular workshops this fall. The workshop committee would like to thank all the members who took part and also the instructors, who are all members of the guild, for their interest and support in making our workshops successful.



Feather Play: Fun with Feathers with Vicki Dods Saturday, March 21, 2020, 10 am - 4 pm \$40

Feather Play is the theme of the day. Learn various methods to create feather motifs. Explore all-over designs, fillers, border patterns, and curved spines. This class would suit those who have some experience with free-motion work. The supply list gives instructions for quilt sandwich practice pieces you will use on the day.

This class is proving popular. Please sign up for the class with Clare or Diane. The supply list and a photo are available on the workshop page of the website.

In the planning stages:

Pacific Northwest Bird

We are also planning a two-day textile and mixed media workshop with Catherine Nicholls on Friday, May 1st and Saturday, May 2nd. Sample pictures are available. Catherine's inspiration comes from creation stories featuring raven, and the wisdom of owl. She takes a look at Pacific Northwest symbols, art forms and legends to integrate the stories into the project, using piecing, bonded applique, pointillism and free motion quilting. If you are interested in joining this workshop, please sign the 'Are you interested?' sheet so we can gauge support for the workshop. If you have any questions, please see Clare or Diane. The fee for the two-day workshop will be \$100.

Beading with Eileen Neill in April

Details of the dates, workshop fees and supply requirements will be available as soon as we have them.



REGISTER FOR CLASSES most Thursdays and on meeting nights 5:30 p.m. – 6:15 p.m.

If a class is full, we'll be happy to add you to the waiting list. We often have last minute cancellations that we need to fill from the waiting list.

Information on classes, supply lists, etc. is on the guild website under Workshops.

<http://www.schoolhousequilters.com/workshops.html>

Please check your calendars before you register for any classes to ensure that the date of the workshop is good for you. The workshop cancellation policy is under the workshop tab on the guild website. We're always open to answering questions and hearing your suggestions for workshops.

Clare Ireson, Diane Davies and Daniele White
Your Workshop Committee



More Show & Tell

November 2019





News Flash!!!

Miss Fussy Cut has come into the 21st century!! She now has an email address!

You can send her an email whenever you think of your question. She loves to answer real questions about real quilting problems from real members.

Of course, you can still write out your question and place it in the jar on the library shelves.

Miss Fussy Cut's email address is: MissFussyCut@shaw.ca

Dear Miss Fussycut,

You know how they say, "Everything old is new again?" Well, I feel like I'm getting old and not going to be seeing any of the "new" any day soon! On the other hand, I am starting to see all sorts of connections, especially connections between now and the past.

Take last week...I was over at Lydia's for our bi-weekly "piece-in' and pity party." We get together regularly to work on quilts and bend each other's sympathetic ears.

(You must know Lydia! She does all of those marvellous Mariner's Compass quilts with sharp points all over the place. "It's all in the pressing." she keeps reminding me, "You have to have perfectly flat seams, perfectly pressed. And for heaven's sake Betty, how many times do I have to remind you? Press, don't iron! Don't iron!")

So yesterday, Lydia plugged in her iron and we finally got to work. All of a sudden, I was overwhelmed by this memory of walking down to Nelson's Dry Cleaners every day after school to wait in the office with mom until she got off work. I could see it all like it was yesterday. Heavy wool overcoats hung on pressing dummies spewing clouds of steam. Wool dress pants being squeezed between the flat presses! "Lydia," I said, "what's that smell?"

"Oh, yeah," she giggled while pointing to this thick thing on her ironing board, "Kind of stinks, doesn't it? It's my new pressing mat. It's wool. I couldn't be without it!"

I didn't say much, because it didn't stink to me! It made me feel all warm and fuzzy. It felt like mom's hugs and kisses!

Well, I had to leave because lately I've been having trouble seeing, let alone reaching down to my feet, and I was going to be late for my appointment at the podiatrist.

Talk about connections! I walked into the podiatrist's office, and there she was with some sort of foot brace thing, and next to it on her counter was Lydia's pressing mat! "Oh," I gushed, "you're a quilter too! You have one of those new pressing mats!"

From the look she gave me, I might as well have said, "How was your trip to Mars?"

Turns out, she uses the same kind of wool padding to make cushions for foot braces!

So what do you think Miss Fussycut? Should I get one of those wool mats for pressing, or just use it to wrap my tired, achy feet?

Yours truly,

All steamed up!

Dear Pressing Archaeologist,

You are absolutely correct! It is pretty hard to find something truly new these days! They have already done it all. But consumerism will not survive without a new twist or angle, will it?

I believe Lydia had it absolutely correct when she said, "Press, don't iron it." Quilting is a "Pressing Matter"!

If you think about your ironing space you should be looking for a compact base...remember the old wooden ironing boards. Then along came the metal mesh ironing boards covered with a thick but dense cotton wadding. This wadding is the same base the dry cleaners would use to PRESS all clothes. It helps hold the heat and set the seams.

Please be sure to never place your wool matt (should you acquire one) directly on your cutting mats or dining room table! The steam will penetrate and cause damage. Also do not use any fusible webs or spray starch like Best Press. Be sure to use a teflon sheet or cut the costs and use parchment paper to keep your wool mat looking clean and new.

But for the life of my pocket book, I would just as soon save my pennies for more fabrics. Now, if someone wants to gift me a small matt I won't turn them away.

Now, let's let the steam out and get on pressing.

On to the next pressing matter,
Miss Fussy Cut

Come in to Huckleberry's & check out the Tula Pink 770QE and 570QE Special Editions



1930 Ryan Road East, Comox BC
250-339-4059 or
1-877-339-4059


huckleberrys@shaw.ca

STORE HOURS

Monday-Friday 10:00am-5:00pm
Saturday 10:00am-4:30pm
Sunday Noon-4:00pm



*More Show & Tell
November 2019*



Thank you to Barb, our photographer, for all the wonderful pictures of show and tell and other events in our guild. Also, thank you to Ardythe for filling in when Barb is away.

Seeing photos of what's going on is wonderful for those who are unable to make it to meetings or attend all the special events.

If you see something interesting happening on sewing days or at other guild activities, please send me a picture so we can all see it!
editor@schoolhousequilters.com



CAMP HOMEWOOD RETREAT

**Sign up now for our next retreat
scheduled for February 12th – 16th,**

This will be a **four** day retreat which provides us with lots of valued time for sewing and socializing. It **will run from 11 am Wednesday to 11 am Sunday**. Sign up will start at the December business meeting. If you do not feel you can attend for a full four days, please do not let that deter you from registering as it is a possibility for some of you to attend for three days only.

The cost per person for the **four** days will range from \$278 to \$362, depending on the room you choose. The starting range of \$278 includes the three non-updated private rooms in the guesthouse, as well as bunk style dorm rooms in the main lodge which sleep up to seven people. However, on average there are usually anywhere from 2 to 5 in these rooms. Individuals in these rooms have shared bathroom/shower facilities. There is a separate handicapped washroom available to anyone who may require ease of access to toilet or shower. There are also newer rooms available which sleep up to 3 and have their own washroom, including shower/tub. These rooms are either \$306. with 3 sharing the room, or \$320. with only 2 sharing.

All prices include 3 meals a day along with snacks consisting of cookies or squares, fruit, coffee, tea, and hot chocolate in the evening. The meals at Camp Homewood are excellent . . . and you will never walk away hungry!

If you have never been to a retreat at Camp Homewood, we urge you to give it a try. It is a lot of fun and a great way to get to know your fellow quilters. Over the past couple of years we have seen a number of quilters who have attended retreat for the first time, and we continue to see more of them becoming regulars.

If you wish to sign-up or for further information please contact one of the retreat coordinators listed below. Our contact details can be located on the guild website under "retreats" or by viewing the membership list.

For those of you who plan ahead, the 2020 fall retreat is scheduled for October 14th – 18th, 2020.

We look forward to seeing some new members as well as all of our regulars at one of the upcoming retreats.

Beverly Luck
Terry Vadeboncoeur
Janis Davis

Discover the world of sewing!
Wander through our store for a refreshing experience!

Your One Stop Quilting and Sewing Machine Store on Vancouver Island!

Beating Day Sale!
5 Days Only
Starts Dec. 27th 9:30-5:30
Ends Sun. Dec. 31st 9:30-2:30
Yes, we're closing early for New Year's Eve!

Open House 2020: Winter Warm Up
Fri. Jan. 3, 2020, 9-6
Sat. Jan. 4, 2020, 9-6
Sun. Jan. 5, 2020, 11-5
Sale runs until Jan. 17th


Hours: Mon.-Sat. 9:30-5:30, Sun. 12-4
Closed Holidays See our newsletters and website for dates.

"Like" us on Facebook
Snip & Stitch Sewing Centre

Follow us on Instagram
@KathySchroter

#14047 Norwell Drive
Nanaimo, B.C. V9T 1Y6
1.250.756.2176
1.800.789.1730
Email: info@snipandstitch.com
www.snipandstitch.com

*More Show & Tell
November 2019*



Thank you to everyone who picked up and made Comfort Bags & Pillow kits. I now have about 25 bags and pillows ready for the hospital. This is a year round project and I have more kits available to anyone who wants to make a comfort bag and pillow. The kits are now located in a box in the storage room at the hall. Please help yourself to one, and when the kit is completed, you can return it (and the instruction sheet) to the same box.

AN ELITE CLUB - ONE I DIDN'T REALLY WANT TO JOIN

I just joined a very elite club. It was completely involuntary, and not what I planned, but then, life has a habit of throwing curve balls when you least expect them. It has meant that in the last six weeks I have met some amazing people, and even more that I already knew, who have helped and encouraged me while I participated in the club's activities.

Yup, I had a routine mammogram, and had the call back. "Gee, did I forget, and put on body lotion prior to it?" The clerk calling me was so reassuring, so, "no problem," I thought, "probably a glitch in the machine."

The second mammogram was followed immediately by an ultrasound, and I had not finished dressing when the nurse/technician came back in saying that the radiologist had seen a mass, and here was the time and date of the biopsy they wanted to perform. By the time I got home (and I live 5 minutes from the hospital) my phone was ringing, my own doctor wanted to see me that evening. And that was the start of my very own roller coaster ride. I was diagnosed with breast cancer.

All sorts of things went through my mind, I was mostly annoyed that this 'thing' had invaded me. Then the dreaded "C" word percolated through my brain. I grew up with the whispers behind a hand and the huge bogey man that it was made out to be.

One of the very best aspects of this was knowing that so many of my friends and colleagues at the Guild had been through all this before me. Heck, if they could deal, then so could I! Treatment was uncomfortable, but not painful. Two operations later and I still have not taken even an Advil.

The medical folks were fantastic, and couldn't have been more empathetic and helpful.

So? The point is, one in every two hundred and sixty seven women over 65 get breast cancer.

Do not skip your mammogram as you get older.

Early detection is the key to successfully treating breast cancer. My 'mass' was less than half the size of nail on my little finger, and even the surgeon couldn't feel it, but the radiologist and technicians knew what they were looking at.


I really want to be selfish and not let anyone else into this club, but, if you do become an involuntary member, and want to know what to expect, just ask me. If I can't help, there are others who can.

Submitted by Carreen Webber


UPDATE: Early detection meant that I was treated quickly and (relatively) painlessly. As the cancer was extremely low grade, and the tumour small, it hadn't spread and all was removed by surgery, bringing my chances down to 6% of getting breast cancer again. The BC Cancer Clinic likes their clients to have what every person has, a 1% chance of getting it. The best choice of preventative measures for me was a medication which will inhibit the growth of hormone related cancers, so not even radiation! I have been "caught and released" (fishing term) in less than three months. Not even "short term pain, for long term gain."

Go get that mammogram!





*More Show & Tell
November 2019*



Sew this happened!

East Coast Quilt Co. created a custom covering to use in Santa Claus parade

<https://www.cbc.ca/news/canada/newfoundland-labrador/car-quilt-cover-1.5222994>

LIBRARY NEWS

We have had more books donated and they are now in the library:

- **#641 Quick & Easy Romantic Quilts**
– by Sandy Berry
- **#642 Rings That Bind**
– by Cheryl Phillips & Linda Pysto
- **#643 – Two Hour Mini Quilt Projects**
– by Kate McKenzie

Book Sale

We had a book sale before the November meeting and raised \$56 that will go back into the library.

The books that were sold were not old ones from our library, but were ones that had been donated. Some of the books that are given to us are put into the library, but ones that are very old or duplicates of what we already have are put aside to sell.

Thank you to everyone who bought some books.

SIGNING OUT BOOKS

If you are unsure about how to borrow books from the library, the instructions are taped to the inside of the library cupboards, and listed in September's newsletter. Or ask any member of the library committee for assistance.

Library Book Audit

Members of the library committee had an audit of the library on Nov. 14.

This audit was to check for missing or overdue books, not to cull out old books.

Numerous books are MIA – they have not been signed out and we have no idea who has them. Please check your books for the following:

117 Beaded Embellishments

#151 A Candle on the Coast

#371 Rotary Cut Quilt Blocks

627 Modern Baby

Stencils and DVD's are missing as well. If you have any of the these stencils – 1, 12,20, 22, 26, 30, 55, 67, 74, & 82 – please return them or sign them out correctly.

If you have any of these DVD's – 83, 95, 97, 98, 101, 102 & Ricky Tims Presents Grand Finale – please return them or sign them out correctly.



More Show & Tell
November 2019



FOR SALE



Brother Innovis NQ700, perfect condition, barely used
 180 built in stitches, a dozen feet,
 including walking and buttonhole.
 Manual & standard accessories included.
 Brother site price \$1499, selling \$850 firm.
 Please contact Lindy at 250-941-1488

RED BARN QUILT SHOP

CAMPBELL RIVER
 180 - 1100 HOMEWOOD RD.
 250-286-3600

COURTENAY
 2175 CLIFFE AVENUE
 250-338-6634

For all your quilting needs!
 Fabric, Notions, Batting, Books plus
 friendly, knowledgeable staff.
 An amazing selection of Kaffe Fassett; Tula
 Pink and Batiks (to name a few).

Mark your calendars for our Annual Sale January 1st &
 2nd, all fabric, notions and books will be 35% off

**GUILD MEMBERS RECEIVE
 10% OFF MEMBER PRICE! (SALE DAYS EXCLUDED)**

 **LIKE US AT:** www.facebook.com/redbarnquiltshop

EMAIL: redbarnquiltshop@gmail.com

FOLLOW US ON www.pinterest.com/redbarnquilt

 And Instagram @redbarnquiltshop

*More Show & Tell
November 2019*



BOOK REVIEW by Lois Warner

A Cozy Quilted Christmas

Kim Schaefer

C & T Publishing 2007

Guild Library # 615

&

I Believe

Nancy Halvorsen

Art to Heart 2009

Guild Library # 397



Christmas holidays will soon be upon us and who is completely prepared? I have selected two books from our library which are full of quick solutions to that last minute gift or wallhanging or table runner that can be on the wall or table in no time.


The first book "A Cozy Quilted Christmas" by Kim Schaefer, is a real gem. She begins with four lap quilt projects which combine simple piecing with fusible applique. In tune with the 'folk' look, there are no bright reds and greens, but more subtle, softer, comfortable colors. You will want to wrap yourself in these quilts! The smaller wall quilts are so varied, from an angel (halo included) wearing earmuffs and scarf, to one looking truly angelic in her striped socks. Don't limit yourself to a wall quilt - there are likely a dozen ways these adorable angels could be used!

A 'Poinsettia' or 'Tall Trees' table runner would fit in anywhere. Both are very Christmasy, even with the addition of turquoise in the border. For small table top trees you have a choice of two different but very attractive mini tree skirts. Finally, there are quick gifts perhaps most suited to men: wool felt coasters that are a snap to make, or Santa sport towels. Baseball Santa is ready to play with his bat, glove and ball, and he's even sporting a wonderful moustache. Again, as with the angels, I'm sure these fellows could be used in so many different ways.

Now for the second library book, "I Believe" by Nancy Halvorsen. This is another fusible applique book. It has one lap quilt which is made up of patterns that could be used for separate projects (eg smaller hangings or pillows). Who can resist one of the quilt squares, three cats singing in harmony? The smaller projects in this book would be ideal as gifts. Christmas mug cozies, mini quilts and pillows or cards appear in many enticing photos. A card holder in the shape of a tree, decorated tea towels, aprons, as well as ornaments round out the projects in this book. Your scraps will be well used as nothing appears to take much fabric!

Both books have quick-to-make, fun-to-make projects. The theme of both books is Christmas, but with a folksy touch. Santa laughing with Rudolph gives a real feeling of joy to this upcoming season. Thumbs up for both books, and Merry Christmas from your book reviewer.

*More Show & Tell
November 2019*



Member Advertisements

Members of the guild may submit a classified ad related to sewing & quilting items up to 3 times per year. Ads will be published as space permits.

Include: **up to 30 word description**, price, and contact info. One picture may also be included.

Send your ad to:
editor@schoolhousequilters.com





Sandra helps Sharon Hampton from The Red Barn during a program demo on napkin and placemat techniques



Sharon presents 15 placemats to Loralee LeClerc from Meals on Wheels.



SUBMISSIONS TO THE NEWSLETTER

Submissions are due the 15th of the month prior to publication. Late submissions will be filed for insertion in the following issue.

Please send to:

editor@schoolhousequilters.com

Newsletter Advertising

Please contact Sandy MacDonell for rates:

nlads@schoolhousequilters.com

Submit advertising by the 15th of the month for the following month:

editor@schoolhousequilters.com

Please ensure that any info you send is not under copyright...unless it's YOUR copyright, of course!

For many of the things you find on the internet, it's difficult to find the original source.

If you are submitting something regularly to the newsletter, please send a new file of exactly what you would like to have in your section by the due date of the 15th of each month.

MEMBERSHIP DUES!

The executive reviews the membership fee on an annual basis, depending on the rent charged per annum from September 1 to August 31 of the following year.

The fee for the current year is \$60.00. For a new member the fee is due when joining.

Renewal membership fees are due at the September general meeting. If a member joins the Guild in May, June, July or August, the fee is applied to the next full year. **If you can't attend the September meeting, here's how to pay your renewal:**

- Write a cheque to Schoolhouse Quilters Guild for \$60.00
- Mail it to: Comox Valley Schoolhouse Quilters Guild, P. O. Box 1031, Cumberland, BC V0R 1S0
- Your receipt & sticker can be picked up from 5 pm until the meeting begins and during the break on meeting nights.

Thank you....to

- all those who got their info in to me by the 15th so the newsletter can go out on time!
- Miss Fussy Cut for her sense of humour and hard work answering all the questions!
- Ardythe, Nerissa, and Hope, for proofreading.
- members who submit interesting items for the newsletter
- our advertisers for supporting our guild.
- all who take the time to read all or part of the newsletter, and to look at all the pictures of what's going on!

Have you ever visited Dressew?



<https://www.msn.com/en-ca/lifestyle/finance-top-stories/business-booming-at-dressew-supply-after-nearly-six-decades/ar-AAJqitM?ocid=se>

2019-2020 Committees	
Community Quilts	Coordinator – Nerissa Thomas
Lilli House	Barb Bocking
Breast Cancer	Myra Shearer
Placemats	Sharon Hansen, Lois Jones, Susan Richert,
N. Island Health Newborns	Joy Whitehouse
Seniors & Fire Quilts	Verna Power, Nerissa Thomas
Vanier Teddies & Toddlers	Gladi Lyall, Carreen Webber
Pregnancy Care Centre & Quilts of Valour	Nerissa Thomas
Hall Open & Close	Carol Metner, Judy Morrison & their teams
HAW	Hope Rychkun
In-House Draw	Brenda Levirs
Library	Anne Taschereau Mamers, Myra Shearer, Margaret Yells, Shirley Krotz, Carol Metner
Membership	Terryl Essery , Carol Metner
Newsletter Advertising	Sandy MacDonell
Newsletter Editor	Eva Hansen
Photography	Barb Messer
Programs	Sandra Castiglia, Marilyn Schick
Refreshments	Mary Ellen Hall, Peggy Hawkins, Michelle Lampron
Retreats	Janis Davis , Beverly Luck, Terry Vadeboncoeur
Sunshine	Florence Labrecque
Venue	Jan Hill, Anne McCullough
Website	Sam Crewe
Workshops	Clare Ireson, Daniele White, Diane Davies
Word Puzzle	Bev Michaluk

General Meeting Reminders

We meet the first Thursday of each month from September until June at 6:30 pm at the OAP Hall in Cumberland.

- Bring your coffee mug
- Turn off your cell phones before the meeting
- Remember that we are a scent free meeting
- Keep aisle ways clear of tables & chairs so others don't trip

Do you have something you would like to raise at an upcoming meeting?

Please let Beth, our secretary, know by email no later than the day before the meeting so she can put you on the agenda. This includes items under Members' Announcements. We like to run our meetings as efficiently as possible.

secretary@schoolhousequilters.com

Guild Sewing Days

Members are encouraged to attend sewing days each Thursday from 9 am until 9 pm at the OAP Hall in Cumberland.

Need to contact a guild member, committee or executive member?

Members can access information about other members using the user id and password given when membership fees are paid. Member contact information is available in the members only section on the guild website.


If your committee does not have a guild email address, or if you are organizing a special event for the guild, please request one from our webmaster at webmaster@schoolhousequilters.com

Personal Information Changes

Please notify the membership committee of any changes to your email, phone number or address so

Fun With Fabric

Beverly Michaluk



Bring to JAN. Business Meeting

e	y	c	e	k	a	y	u	r	i	a	l	s	n	c	o	f
n	d	o	j	t	f	p	o	o	m	u	s	l	i	n	e	r
l	l	a	c	e	z	u	a	g	y	a	v	a	p	l	c	l
e	d	a	c	o	r	b	v	t	t	r	n	o	t	d	k	n
n	a	o	h	r	t	s	o	e	a	o	p	r	e	i	e	a
n	z	t	i	e	o	t	e	y	l	l	r	l	r	a	n	d
a	d	e	n	i	m	n	o	y	i	o	o	r	l	c	n	
l	c	a	t	a	n	n	n	l	o	u	n	y	p	a	t	
f	e	f	z	o	g	e	e	r	u	w	c	r	e	p	e	t

Brocade

Gauze

Rayon

Chintz

Jersey

Sateen

Cotton

Lace

Satin

Crepe

Muslin

Silk

Dacron

Nylon

Tapa

Denim

Orlon

Terry