



Sew & Tell

December 2021

President's Message

Well another month gone by, and before we know it Christmas will be upon us.

December 2nd we'll be enjoying our Christmas Potluck.

The program committee (Marilyn, Florence and Sandra) have put a lot of work into it and I know we'll have a good time. I'm certainly looking forward to it.

Our food will be buffet style, except it will be served by a group of ladies so there will be no need to worry about who's handling the food, spoons, etc.

The seating arrangements are all in place and safe for everyone attending. I made sure that we get this right.

I phoned Island health of which they directed me to the food safe department.□

For those not being able to attend, on behalf of the executives and myself we wish you a Merry Christmas and hope this year we're able to celebrate the holidays with our families and friends.

Stay safe and healthy,

Your President,
Diane



Member Activities

Wanda

The months go by all too quickly! I finished an alien monster quilt and a matching pillow case to wrap it in.



Trudy

This is an adaptation of a pattern by Laura Heine. When I visited Arizona pre-CoVid, I fell in love with the saguaro cactus.



SUSIE SINGER IS RETIRING!

Hi Everyone!

After a great time at our Retreat last month, I decided I'd like to spend more time quilting. So, I've decided to retire from writing for the time being. I may do the occasional "blog" in future, but for now I'm just going to work my way through the enormous scrap pile.

I hope you all have a Very Merry Christmas and a quilty New Year.

Cheerio!

Susie

(I didn't make this pillow, but I really like it!)





CHRISTMAS PARTY

Dec 2 Setup: 5:00 pm Meeting and Party 6:00 pm

Are you coming? Get your name on the Sign-Up Sheet ASAP. Members Only.

Meeting will be followed by our Christmas Potluck Dinner and Desserts. Bring all potluck dishes (main course and desserts) table-ready-to-serve. Please provide a serving utensil for each food dish, including finger foods.

TIS THE SEASON TO BE JOLLY

Dress for the occasion. Set up your dinner table with your own party dishes, cutlery, napkins, placemat, center piece, etc. Remember a plastic bag to take your dirty dishes home.

GIFT EXCHANGES (Optional)

1. Hand-made Christmas Tree ornament exchange, or a purchased one if you are short on time.
2. Two fat-quarters exchange: one red & one white.

(Continued on page 5)

Comox Valley Schoolhouse Quilters' Guild

www.schoolhousequilters.com

Continued from Page 3

SAFETY REGULATIONS

An up-to-date explanation will be emailed prior to Dec 2.
Masks must be worn in appropriate areas.

WONDERFUL PRIZES

Not everything is free but everything is fun.
Bring ample loose change for the Ticket Draws. Plus your completed
Word Search from the Nov. Newsletter. There is a prize for that too!
YES . . . there are also door prizes!

GIVE THE GIFT OF A RIDE

Check with our Guild Presidency for members that need a Ride!

Will Santa be there? We heard that Covid-19 recently hit the North Pole.
Sorry . . . So Sad . . . probably not!

HO! HO! HO! MERRY CHRISTMAS

Some additional information:

On-line Registration for Attending the Christmas Party: Contact Florence Labreque (froghollow@shaw.ca) or Sandra Longland (slongland@shaw.ca).

Or see the sign-up sheets at the Guild every Thursday.

How to keep food hot: Diane has confirmed that the two ovens in the Kitchen will

(Continued on page 6)

Comox Valley Schoolhouse Quilters' Guild

www.schoolhousequilters.com

(Continued from page 5)

be turned on at 4:00 pm for those that need to keep food hot until Christmas dinner is served.

The ovens will not be used to cook food, only to keep food warm. Also consider bringing food in Crock pots.

Show and Tell

Not happening as we have a full schedule that night. Show and Tell will continue in January.

Food Bank

We are gratefully accepting cash donations to the Food Bank and a collection container will be marked and placed at the door as you come in.

We will also accept donations on Thursdays throughout the month of December ending Dec 18. Florence Labreque is overseeing this collection.

Your Program Committee

The text "MERRY CHRISTMAS" is displayed in a large, bold, sans-serif font. The letters are filled with a vibrant, multi-colored pattern that resembles a close-up of a Christmas tree or a festive light display, with shades of red, green, blue, and yellow. The overall effect is a bright and cheerful holiday-themed graphic.

Member Activities

Everyone has been busy.

Karen Ross

After having this paper-pieced "Poinsettia" by The Designer Workshop pattern for over 10 years I decided it would be my Christmas project this year. It still needs to be layered and quilted. Just finished the piecing today.



Marjorie Arnold was presented with a life time/ honorary membership.



Comox Valley Schoolhouse Quilters' Guild

www.schoolhousequilters.com



105 Nored Plaza
6750 N Island Hwy . Nanaimo, BC
250-390-3602. www.sergesew.com

Authorized Dealer for PFAFF & BABYLOCK
Sewing machines, sergers & machine repairs.

Do Your Christmas Shopping Early

- Gnomes/Santa patterns available.
- New kits available.
- Christmas fabrics-a few more are coming.
- Gift Certificates available.



Get to know us through our monthly Newsletter by linking through our website. We appreciate your continued support. We wish you a very
Merry Christmas & a Happy New Year !

Newsletter Advertising:

To advertise in the newsletter please contact Hope Rychkun for rates. Submit advertising by the **15th** of the month for inclusion in the next month.

editor@schoolhousequilters.com

Newsletter Deadline:

Please submit all entries for the newsletter by the **15th** of the month for inclusion in the next month's newsletter.

Submit articles to Hope (current editor) using the email:

editor@schoolhousequilters.com

Normally our guild meets every Thursday from 9:00am to 9:00pm for quilting at the Cumberland OAP Hall.

General Meeting (September to June) on the **1st** Thursday of each month at **6:30 pm**

Executive Meeting (September to June) **3rd** Thursday of each month at 1:00pm

Our Website:

www.schoolhousequilters.com

More Member Activities

Sharon Hanson has been busy

I found some great patterns at the Thrift Store in Campbell River and in 2 size ranges which were perfect for my needs. I have 5 granddaughters and I try to make something for them for Xmas and it's been fleece tops or jackets the past few years. I found some nice soft fleece and this last month I've been sewing them. I wasn't sure how the rainbow one would turn out but I think they are lovely. Kacy loves unicorns so she will love this. The older girls get the blue or pink with apples on them. I have enough rainbow fabric left to make one more so I will make one for Kacy's little bestie and they will look so cute together with Kacy's little sister Shay who is 16mths now. The fabric is messy to sew but the results are worth it.

Now that the rains have settled in my thoughts turn to making soup. Today it's Beef and barley with carrot and turnip and mushrooms with Bay leaf and fennel seed. It smells delicious. This will come in handy while we are busy helping my parents move and me still working 3 days this week.

Another project in my sewing room is a quilt I made last June and have decided to add to. So I had some fabric quilted and am now adding it to the quilt the 'Quilt as you go' method.

I will have lots of hand sewing to get the sashing strips on but it will be worth the time.

November always seems to fly and soon we will be putting up a Xmas tree. I cherish all the lovely ornaments that we have collected from the various places we've lived and travelled. Some are handmade with love, like my great aunt Berta who made a little bell ornament made with tiny beads even though she had such crippled hands due to Bursitis.

Take care everyone and Happy Sewing



Community Quilts

Community Quilts was very successful at the Guild Quilt and Craft sale, Nov.5 & 6.

Some Community Quilters donated items to sell, with the profits going to Community Quilt projects. Our sales earned us \$880!! A tremendous result!

We also had a raffle at the sale and tickets sales are still ongoing. The draw for the raffle will be on Dec.2 at the Christmas meeting.

And to those who donated items for us to sell and to the raffle ticket sellers — a very big thank you!!

We had batting available, both at the hall and at Jean Lewis' house in Valley View.

The batting is only for community quilt projects — please contact Jean jean@lewis.bc.ca if you can't make it to the hall and would like to pick it up from her.

I also have fabric stored at my house — for project tops and backing.

Please contact me, Myra.shearer@telus.net if you would like to go "shopping" for community quilt projects (I live about 10 minutes from the hall).

Suggested Sizes for Community Quilts

Seniors (The Views) 40" x 50" or 45" square

Adult lap (Lilli House) 45" x 60"

Children' 40" x 50"

Quilts of Valour 60" x 80"

More Member Activities

Barb M. is at it again with her fostering of kittens. All the kitties have been adopted Poppy and her 7 babies, First picture the kittens are about 5 or 6 weeks old. Second picture they are 12 weeks old.



Anita Jones has been busy

Christmas tree skirt in progress and kids quilt for Lilli House



November Show n' Tell

Thanks to Barb for taking all the photos.



Continued on page 17)

CAMP HOMEWOOD RETREAT UPDATE

February 9—13, 2022

CANCELLED

We have heard from Camp Homewood Guest Services and sadly our retreat for February is cancelled. Construction continues and they will let us know when this is complete. Hopefully, we will be able to have a retreat sometime next year.

Just a little overview for any new guild members. Camp Homewood is located on Quadra Island. In non-Covid times we have held two retreats per year, one in October and one in February. The retreat runs from 11am on a Wednesday through 11am Sunday. Rates are reasonable and include three terrific meals a day, as well as "mug up" in the evening. Beds are mostly bunks in shared rooms. Tables are supplied or you can bring your own, along with all your sewing supplies

Attending retreats is a great way to get to know your fellow quilters.

Retreat Coordinators
Beverly Luck
Terry Duval
Janis Davis



Comox Valley Schoolhouse Quilters' Guild

www.schoolhousequilters.com

Dates to remember in 2021

Christmas Day

Dec 25th



**New Fabrics in stock and
3 Locations to serve you better!**

Duncan, BC @ 180 Trunk Rd.
Campbell River, BC @ 1100 Homewood Rd.
Courtenay, BC @ 2175 Cliffe Ave.

**Black Sheep
Quilt Shop**

@fabriclandblacksheepduncan
@blacksheepcampbellriver
@fabriclandblacksheepcourtenay



JOY OF QUILTING

CUSTOM LONGARM SERVICES

1-778-427-6802

Our guild member Sandi Lloyd-Harasym

Workshop News December 2021

I would like to thank Raelene for agreeing to join the Workshop Committee! She is also planning to do our first workshop, here in the hall, in January 2022. It will be a Wine Bottle Carrier that can be completed in class. Her Wine Bottle carrier has been very popular, and Raelene has made many of them, so she has lots ideas and advice for your project. If you are interested in joining this workshop, please sign the sheet at the back of the hall on Thursday. Details of dates and costs will be available soon. There are also lists for a Mystery Quilt and a Focus Day for Breast Cancer Bags. If you're interested in joining any of these workshops in the new year, please add your name to the lists so we can take our plans forward.



As we begin again with workshops for our guild, I read the Guild Policies for workshops on the website: The role of this committee is to organize workshops for the benefit of members that cover a variety of interests and quilting abilities. So, I decided to speak to members who attended recent sew days to find out how the committee could go about meeting these goals here in late 2021 and beyond.

Of the 40 members I spoke to, 28 had some Zoom experience. With technology, there are always pros and cons: members said it had enabled them to see people in real time; do workshops, retreats, exercise, attended meetings and enjoy family chats. But Zoom meetings require good management and etiquette to be effective. Apart from any technical issues, members said it was less successful for the personal and social interaction we enjoy at in-person gatherings and workshops. People said: it wasn't spontaneous; people couldn't talk to each other. They missed the personal interaction, inspiration and sharing.

When asked about comfort levels attending in-person classes, based on the current COVID protocols here in the hall, 32 of the 40 interviewees said yes, they would be comfortable. 4 said it might depend on class size. 3 were maybes.

What kind of classes would members like to see going forward? My respondents gave me a list of about 20 topics that truly reflect the variety of our members' interests and enthusiasm for quilting: Skills classes, new and refreshers, quilt as you go, walking foot quilting. Art quilts, landscape quilts and smaller projects to make in a class. Crazy quilts, scrap quilts, mystery quilts. Thread play, free motion quilting, hand quilting. Bag making. And a little outside the box – a quilting bee; focus days; healthy sewing and taking care of your machine.

Comox Valley Schoolhouse Quilters' Guild

www.schoolhousequilters.com

(Continued from page 15)

Finally, when asked if they would attend a Zoom class if one was available, 24 members said they would attend, or would attend if it was a topic of interest and was it well managed.

So what's the bottom line? We are as enthusiastic as ever about learning more about our craft. We all know that along with the benefits of learning new skills and techniques, workshops offer the benefits of inspiration, spontaneity and sharing with each other.

Previously our workshops have been in person, in the hall. And our future workshops will reflect that. However, I would like to find some live on-line workshops for our members with interesting topics hosted by experienced instructors – and there are some out there! - that open up the possibilities of the new quilting universe in 2021.

Clare Ireson Raelene Robertson,
Workshop Committee

More Show n' Tell



Comox Valley Schoolhouse Quilters' Guild

www.schoolhousequilters.com

Card Making

If you are interested in learning about card making Beverly is the one to contact. She does some wonderful cards in her home classroom. Lots of fun.



BIB n' TUCKER QUILTING

December Specials

(closed Dec 24-27)

All Christmas PRINTS

30-50% off min 1/2m

All batiks(includes wide width)

20% – 30% off 2m or more(same bolt) ½ m min cuts

Inventory Clearance starts Dec 28

1006 Craigflower Road Victoria ,BC V9A2Y1

(
250-386-6512 (Tues - Thurs 11-3, Sat 12-4)

Block 11 Dorothy's Star



This makes a 12" block !



** Supplies List **



Colour 1

Colour 1 needs: one 2" x 16" strip AND one 1-1/2" x 7-1/2" strip
AND two 2" x 4" strips



Colour 2

Colour 2 needs: one 5-1/4" x 10-1/2" strip



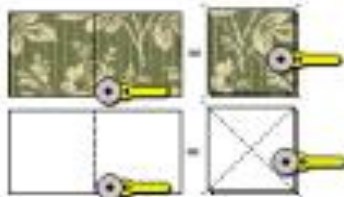
Colour 3

Colour 3 needs: one 5-1/4" x 10-1/2" strip AND one 1-1/2" x
16" strip AND one 2" x 16" strip AND two 2" x 7-1/2" strips
AND one 1-1/2" x 4" strip

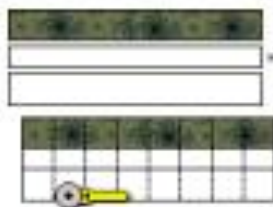
Comox Valley Schoolhouse Quilters' Guild

www.schoolhousequilters.com

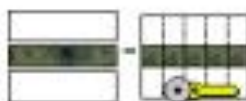
**** Preparing the Pieces and Sewing the Block ****




Start by marking and cutting the Colour 2 and Colour 3 $5\frac{1}{4}'' \times 10\frac{1}{2}''$ strips into two $5\frac{1}{4}''$ squares of each. Stack these and cut them on both diagonals to make eight quarter square triangles of each...



Now sew together the Colour 1 $2'' \times 16''$, the Colour 3 $1\frac{1}{2}'' \times 16''$ and the Colour 3 $2'' \times 16''$ strips along one long edge in a scant $\frac{1}{4}''$ seam allowance. Press seams to darker side. Mark and cut this at $2''$ intervals...



Next sew together the two Colour 3 $2'' \times 7\frac{1}{2}''$, and one Colour 1 $1\frac{1}{2}'' \times 7\frac{1}{2}''$ strips along one long edge in a scant $\frac{1}{4}''$ seam allowance. Press seams to darker side. Mark and cut this at $1\frac{1}{2}''$ intervals...



Then sew together the two Colour 1 $2'' \times 4''$ and one Colour 3 $1\frac{1}{2}'' \times 4''$ strips along one long edge in a scant $\frac{1}{4}''$ seam allowance. Press seams to darker side. Mark and cut this at $2''$ intervals...



Using strips from the first and second strip sets we cut, make four of the block's corner units.

Comox Valley Schoolhouse Quilters' Guild

www.schoolhousequilters.com



Using two strips from the third strip set we sewed and one from the second set, sew one center unit as shown at left...



Now sew four of each of the quarter square triangle pairs shown at far left. Join them to make the block's four side units...



Lay out all your units as shown at left. Press row seams in alternating directions. Sew three horizontal rows. Join those rows, and the block is complete! :o)

Comox Valley Schoolhouse Quilters' Guild

www.schoolhousequilters.com

“Discover the world of sewing!”
“Wander through our store for a refreshing experience!”

Your One Stop Quilting and Sewing Machine Store on Vancouver Island!

THANK YOU NANAIMO!
For Voting us Your
#1 Sewing Notions Store
3 years in a row!

Hours: Tues.-Sat. 9:30-5:30
Closed Sunday's & Monday's

"Like" us on facebook
Snip & Stitch Sewing Centre

Follow us on Instagram
@KathySchroter

#1-4047 Norwell Drive
Nanaimo, B.C. V9T 1Y6
1.250.756.2176
1.800.789.1730
Email: info@snipandstitch.com
www.snipandstitch.com

**SHOP
ONLINE
NOW!**

www.kismetquilts.com

Kismet Quilts
rules the internet

WISHING YOU
BEAUTIFUL MOMENTS, TREASURED MEMORIES,
AND ALL THE BLESSINGS A HEART CAN KNOW.

*Happy
New
Year*

Comox Valley Schoolhouse Quilters' Guild

www.schoolhousequilters.com



If you have ordered thread before (from Ardythe) you know the process.

If not here is some information.

Two types of thread are available – 100% cotton and 100% polyester. The spools hold 6000 yards for cotton thread and 6000 meters for polyester thread. The colour choices for the cotton thread are a bit limited with only 33. The polyester has more of a colour selection with over 100. A colour chart is available for your choices. Arrange with Marlene to view the colour chart.


You can contact Marlene at her e-mail (marlene@mthooper.ca), to place your order. To best reduce costs – she will wait until there are at least 10 orders before the order is placed.

Comox Valley Schoolhouse Quilters' Guild

www.schoolhousequilters.com

Christmas Craft Fair

It was a great craft fair, hopefully you were able to attend. Thanks to the organizing team and volunteers for a successful event.



Comox Valley Schoolhouse Quilters' Guild

www.schoolhousequilters.com



We are located at:

1930 Ryan Road East

Comox, BC V9M 4C9

Contact us at:

(250) 339-4059

or Toll Free 1(877)339-4059

email: huckleberrys@shaw.ca

You can also find us on:



Have you seen the wonderful online demos that Huckleberry's staff have been doing? If you missed them check them out here.

All their videos are on their YouTube channel

Most people may already know this – but just in case

Huckleberry's have been doing some you-tube videos – some a demos of a new product or ruler – some are just tours of the store – for anyone who might be missing just the visual of shopping

This is link to the latest 'store tour' – it is February of course no doubt there will be a March one but not sure when

https://www.youtube.com/watch?v=kEIYh_SRgr0

Comox Valley Schoolhouse Quilters' Guild

www.schoolhousequilters.com

SUNSHINE

We are looking forward to a healthy winter season. It will be so nice to see friends again at the hall and see what they have been working at for the last 20 months or so.

I have not had many cards to send out which is a good thing and hopefully means that you all have been as healthy as possible, shows you what masks and vaccines can help in the spread of various viruses, even the common cold.

Thank you so much for the donations of the cards. We are grateful for the card donations, and it makes my job easier. We have a good supply of cards for now. Don't forget to send along the info so I can send along a note of cheer.

It has come to my attention that some members are needing assistance in getting out to a meeting. Please let the executive know so we hopefully find some help for you.

Thanks, stay safe and healthy

Florence

Email me at: sunshine@schoolhousequilters.com



Comox Valley Schoolhouse Quilters' Guild

www.schoolhousequilters.com

Please wish everyone a Happy December Birthday



Rita	Gouthro	12-4
Linda	Mathers	12-6
Shirley	Krotz	12-10
Anita	Jones-Gould	12-17
Theresa	Pinke	12-17
Therese	Schwab	12-19
Patti	Kemp	12-20
Marjorie	Arnold	12-27


As this list is from 2019-2020 we may have missed your birthday. Please let membership know if you were missed.

More Show n' Tell



Block of the Month Samples

Sheila



Kathy Rankin

Here is my block 11 which I quite enjoyed making. Would make a nice quilt! It would suggest the initial strips be made longer so there is room for error or the stitches shortening the fabric. I had to cut extra strips as I never seemed to have enough for the final one.



Judy Flynn



More BOM Examples

Clare

It's another attractive block, and I'm pleased with the colours and the contrast between them in my sample.

The main details to watch out for, I think are:

When cutting the strip sets into sections, keep an eye on which are subcut into 2 inch pieces, and which are subcut into 1.5 inch pieces - they look so similar.

And watch the layout of the hourglass pieces, I managed to get one wrong way round, and had to unpick.



Comox Valley Schoolhouse Quilters' Guild

www.schoolhousequilters.com

Guild Member's Personal Information

If you need to contact any of our guild members, executive or committee members please go to the **Members Only** page and then to **Memberships** on our website for the most up to date list of all email, addresses and phone numbers of current guild members. Remember you will need to be a paid member to get the userid and password to enter this area.

To protect the privacy of our guild members' personal phone numbers or email addresses will not be published in the newsletter unless specifically requested by the committee member. Most committees have a guild email address that is redirected to their personal address.

If your committee does not as yet have one or you are organizing a special event please send an email to our webmaster using

webmaster@schoolhousequilters.com
to request one.

As a paid member you have received the login and password for this section.

For newsletters you do not need to login to the Members Only section. They are available on the main page

Personal Information Changes

Please notify the Membership Committee of any changes to your email, phone number or address.

The Membership Committee will then pass this information on to those who need the information to update email lists, and membership files.

Keep your information up to date in order to receive email regarding guild events.

Comox Valley Schoolhouse Quilters' Guild

www.schoolhousequilters.com

Executive & Committees 2021–2022

President	Diane Cave	Treasurer	Colleen Love
Vice-President	Debbie Maxwell	Secretary	Beth Ritchie
	Past President	Jan Hill	

Community Quilts	Coordinator—Myra Shearer	
Comox Valley Transition Society	Barb Bocking	
Breast Cancer	Myra Shearer	
N. Island Health Newborns	Coby Sherstone	
Seniors	Nerissa Thomas	
Teddies & Toddlers	Gladi Lyall & Carreen Webber	
Pregnancy Care Centre	Nerissa Thomas	
Quilts of Valour	Nerissa Thomas	
Hall Open & Close	Carol Metner, Judy Morrison & their teams	
HAW	Hope Rychkun	
In-House Draws	Brenda Levirs	
Library	Anne Taschereau-Mamers, Myra Shearer, Margaret Yells, Shirley Krotz, Carol Metner	
Membership	Terryl Essery, Carol Metner	
Newsletter	Editor—Hope Rychkun	Advertising—Hope Rychkun
Photography	Barb Messer	
Programs	Marilyn Schick	
Refreshments	Mary Ellen Hall, Peggy Hawkins, Michelle Lampron	
Retreats	Janis Davis, Beverly Luck, Terry Duval	
Sunshine	Florence Labrecque	
Website	Sam Crewe	
Word Search Puzzle	Bev Michaluk	
Workshops	Clare Ireson, Diane Davies	

Word Search by Beverly Michaluk
Please bring to the January meeting

CHRISTMAS

W	R	E	A	T	H	L	H	T	Z	J	A	I
L	G	O	N	T	G	I	R	O	N	O	W	E
H	C	R	W	C	I	G	S	R	L	L	I	T
E	A	I	R	F	N	H	T	N	R	L	N	N
N	N	B	C	L	G	T	I	A	E	Y	Y	O
G	D	B	T	A	E	S	N	M	I	T	F	R
I	Y	O	T	P	R	E	S	E	N	T	S	T
F	C	N	L	S	B	O	E	N	D	T	L	H
T	A	I	F	N	R	F	L	T	E	S	E	P
S	N	N	F	T	E	R	N	S	E	V	I	O
E	E	H	T	I	A	R	Y	V	R	I	G	L
B	R	H	R	U	D	O	L	P	H	N	H	E
V	Y	W	I	N	T	E	R	N	I	N	B	B

CANDYCANE CAROLS ELVES GIFTS GINGERBREAD HOLLY JOLLY
LIGHTS NORTHPOLE ORNAMENTS PRESENTS REINDEER RIBBON
RUDOLPH SANTA SLEIGH TINSEL TOYS WINTER WREATH