



Sew & Tell

February 2023

President's Message

February is the month of love of friends, loved ones and love of pets.

I hope everyone has a lot of love in their life.

Debbie



Comox Valley Schoolhouse Quilters' Guild

www.schoolhousequilters.com

BEE DAY February 9th

Our next BEE day will be February 9th because of retreat.

Come join the fun of a quilting bee day. This will be at the guild hall every 4th Thursday of the month. The first was held on November 24th with pattern and fabric supplied by the guild for this project.


Each 4th Thursday a new pattern will be supplied at the guild for you. You can make a block with supplied fabric and then use your own fabric to build a block, perhaps two, one for you and one for the Community Quilts quilt.

Hopefully some of us can do sashing, binding, quilting so that we can present a completed quilt. Patterns will only be supplied on the day at the hall since the intent is to do this together.

Come have some fun, get to know fellow guild members better, perhaps learn a new skill or enhance one.

If you have any questions contact Debbi, Peggy or Janis.

Your president
Debbie



Do You Need a Ride to Guild?

If you need a ride please contact Carol Metner (info on membership list) to arrange a ride. As we go into winter weather some of us might not come to guild because of driving conditions or prefer to not drive at night.

Please contact **Carol** and she will arrange rides.



A Fibre Artist's Guide to Color & Design, the basics & beyond


Heather Thomas

Landauer Publishing LLC 2011

Quilt Guild Library #523

Here is an excellent book which is composed of hundreds of color illustrations and fibre art examples. It is easy to read and understand, with clearly written text. A winner!

Color & Design is divided into a section first on color, then design, and finishes with 12 workshops combining both color and design. Colorful examples and illustrations are used throughout the book, with samples of work by fibre artists demonstrating the concepts which are being discussed. The book is engaging and keeps your attention!



Color is the first topic covered. The Language of Color explains the color wheel as well as its history and uses. Did you realize that scientifically speaking, color doesn't really exist? Color is human interpretations of vibrations in the atmosphere - our minds create color as a means of comprehending these vibrations - look at page 15 for more information - too technical for me! We are all aware of primary, secondary and tertiary colors, but according to this book, colors are warm or cool (yes, we all know that), but some colors are neutral temperature, between warm and cool, and can be used either way, depending on the required mood. Colors in this category are red, red-violet, green and yellow-green. By creating a tint or shade (adding white or black to the color) you can change its visual temperature and cause it to behave like the colors it is next to. For example, red beside warm colors will usually read as warm, but place it with cool colors and it will seem cooler. See pages 58 - 59 for fascinating information on color interplay. Each color is discussed (pages 24 - 50) and the author then talks about how colors work together through color combinations, dominance of colors and how complex colors are created. A 'quick key' helps to quickly explain the difference between color value and color saturation/intensity. Quick keys throughout are helpful reminders in a simplified form.

The Language of Design (pages. 78 - 131) covers Elements of design (line, shape, scale etc.) and Principles of design (balance, repetition, harmony etc.). Again the pages are filled with examples accompanied by boxes explaining the design properties illustrated in each sample. Why are some quilts so appealing to the eye? because they are balanced and don't jar our senses.

(Continued on page 5)

Comox Valley Schoolhouse Quilters' Guild

www.schoolhousequilters.com

(Continued from page 4)

The final section, 12 Workshops (pages. 136 - 106) builds upon one another with the degree of difficulty growing in each one. To quote Heather Thomas "The piece itself is not the focal point, it is what you learn about the interaction of color, design skill and yourself that really matters". To use Workshop 2 as an example: you will deal with monochromatic quilts, exploring the use of color scale and contrast. You are given guidelines as to goals which you hope to achieve plus a review of specific color pages, pages on design contrast etc., and a quick key on color terms. Five projects by various artists illustrate monochromatic quilts with explanations accompanying each one.

This book is a treat to look through, inspirational, and a very worthwhile reference in our guild library. You may not wish to know all the information, after all it took the author years to assemble, in order to write the book, but it is easy to use as a reference for a specific question you may have on color or design. Even if you aren't in a quilting mood at the moment, this book is sure to get your creative juices flowing!

Lois Warner



Diabetic Fruit Cake

3 Cups raisins	2 teaspoons cinnamon
2 teaspoons vanilla	1 teaspoon Baking Powder
2 Cups water	3/4. +/- tsp salt (none in one you tasted)
1 Cup margarine	1 Oz chopped walnuts
2 teaspoons baking soda	
2 Cups flour	4 Oz chopped dates

Finely grated rind of 2 oranges. Can add more.

Oven 350 grease either 1 tube pan or two small loaf pans, judge by amount of mixture.

Combine raisins, water, dates, salt if using, and cinnamon in a pan. Heat and simmer 5 minutes.

Remove from heat, add in margarine, let cool.

Add in remaining ingredients, put into baking pan.

Bake for 1 hour and a half. Mine have never taken this long.

Carreen

President's Challenge

This year ladies, you don't have to stress about colours (ha ha).

My Challenge is for you to dig into your drawers or closets and pull out a ruler that you have had and been wanting to use for years, (**but never used**). Now is the Time.

Finished size 40x40 or four placemats.

When you sign up you have to have the name of the ruler and the ruler you are using.

Cost: \$5.00 for each entry

- register with **Theresa Pinke**

- 5 bucks 5 bucks 5 bucks", for each entry, due at time of registration.
- using a ruler you have not as yet used. Either already own or purchased.
- bring the ruler to registration so it can be listed with your registration.
- and must be used in your piece of work entry,
- minimum of 40" square or bigger, **or**, 4 placemats.
- the only other limit is your imagination.

Membership News

Welcome to our newest members:

Tavey R., Joan B., Susan P., and Janice V.

Our password has been changed and as a paid member, you will have received an email to let you know what the new password is.

Please **do not share** this with anyone and if you have misplaced it you can call or email Sharon Hansen or Pat McEwen, Membership Committee.

If you have a change in your information please email one of Membership Committee and we will be happy to get it changed.

Sharon and Pat
Membership Committee

[Membership Form](#)

Comox Valley Schoolhouse Quilters' Guild

www.schoolhousequilters.com

What have our members been up to?

Found this scrap fabric in the bottom drawer of my stash that I was going to put on the free table. It is from 2013 and I do not recognize what it came from. Could have been a kit. It was all cut up in long strips and a bunch of 2x4 inch pieces. Well I figured out I could make a piano keys border. So sewed it all together and added a little bird flying in a heart. The blue border finishes it off and is in the backing with another bigger piece and the black binding rounds it up. All scraps.

Claudette



This quilt top was left on the free table at the guild, Michelle Lampron picked it up and gave it to Myra for Community Quilts. Myra gave me backing and batting from the Community Quilts supply, I quilted it and then put the binding on using my own fabric.

Thank you to Michelle and whoever it was that made the top.



Colleen

I've managed to get a few projects done! I made plate cosies for my Amigas for Christmas, a baby quilt for a friend and a doll quilt for her daughter with the trimmed triangle scraps! Also, made some sleeves for my son's MahJong racks!

Wanda



Comox Valley Schoolhouse Quilters' Guild

www.schoolhousequilters.com



Library Committee

Book Sale - Feb. 16

10:30 - 2:00

\$1 each

Comox Valley Schoolhouse Quilters' Guild

www.schoolhousequilters.com



Community Quilts

Fabric Sale - Feb. 16

10:30 - 2:00

Fabric - from fat quarters to 4 yards

Kits & Panels

Comox Valley Schoolhouse Quilters' Guild

www.schoolhousequilters.com

January Show n Tell



Comox Valley Schoolhouse Quilters' Guild

www.schoolhousequilters.com



Comox Valley Schoolhouse Quilters' Guild

www.schoolhousequilters.com

More Show n Tell



Comox Valley Schoolhouse Quilters' Guild

www.schoolhousequilters.com

Community Quilts News - Myra Shearer

There is now fabric in the storage room for Community Quilt projects, as well as batting. Batting should be used cautiously – the cost of batting has risen, like everything else.

Fabric / Book Sale Feb. 16, 2023

In recent months, Community Quilts has received donations of fabric, kits and other miscellaneous items. Not all of it is suitable for Community Quilt projects, so we will be having a sale of what we can't use. There will be **terrific bargains** and some very unique, fun and colourful pieces of fabric in all sizes – from fat quarters to 4 yards. The sale will be at the hall on **February 16**, from **10:30** until about 2:00. All the money from the sale will go in the Community Quilt account and used to purchase items such as batting.

The Library Committee has done an early spring cleanout and will be selling books on Feb. 16 as well. The books will be \$1 each.

Who Do We Donate To? This is another organization that we donate quilts to

The **Comox Valley Transition Society** supports women, children and families in the Comox, Cumberland, Courtenay areas and beyond (including Denman and Hornby Islands), who are experiencing or fleeing abuse, overcoming trauma, working toward/through recovery and those who are unsheltered and/or struggling through poverty. They operate both Lilli House and Amethyst House and offer various counselling services. Last year Community Quilts donated 125 quilts to the Transition Society. The quilts are not given out to all who use Lilli and Amethyst House, but are used for special occasions', such as a birthday, Christmas or for a child who is having a particularly difficult time.

Sandy S. is responsible for the delivery of the quilts to them – before Christmas she delivered 36 quilts that they were going to use in the hampers they were making up for the residents of Lilli House (27 adult, 8 girls, and 1 boy). Those working at the Society are always excited to receive our quilts and we have heard several stories of how receiving a quilt has made a difference, especially to the children who often arrive at the shelter without much of their own. We also have donated placemats that go into home set-up packs for when the women leave the shelters.

(Continued on page 16)

Comox Valley Schoolhouse Quilters' Guild

www.schoolhousequilters.com

(Continued from page 15)

Senior Quilts – are a smaller size because they are easier to use with a wheelchair, and are given to women and men.

Transition Society (Lilli House) – mostly young women with children of all ages.

Quilts of Valour – please check with quiltsofvalour.ca website for suggestions

Suggested Sizes for Community Quilts

Seniors (The Views) 40" x 50" or 45" square

Adult lap (Lilli House) 45" x 60"

Children' 40" x 50"

Quilts of Valour 60" x 80"

Senior Quilts – are a smaller size because they are easier to use with a wheelchair, and are given to women and men.

Transition Society (Lilli House) – mostly young women with children of all ages.

Quilts of Valour – please check with quiltsofvalour.ca website for suggestions

CAMP HOMEWOOD RETREAT

CAMP HOMEWOOD RETREAT

Still rooms available for February 22nd– 26th, 2023.

This will be a **four** day retreat which provides us with lots of valued time for sewing and socializing.

Please note this retreat will run from 11am Wednesday to 11am Sunday. Sign up will start at the **December** business meeting.

The cost per individual for the **four** days will range from \$352. to \$445., depending on the room you choose. **Please note there has been a 10% increase on daily rates.** The starting range of \$352. includes the three non-updated private rooms in the guesthouse, as well as bunk style dorm rooms in the main lodge which sleep up to 7. However on average there are usually anywhere from 2 to 5 in these rooms. Individuals in these rooms have shared bathroom/shower facilities. There is a separate handicapped washroom available to any that may require ease of access to toilet or shower. There are also newer rooms available which sleep up to 3 and have their own washroom, including shower/tub. The cost of these rooms per person will depend on how many are sharing. All prices include 3 meals a day, along with snacks in the evening consisting of cookies/squares, fruit, coffee, tea, and hot chocolate. The meals at Camp Homewood are plentiful, with lots of selections at each meal . . . you will never walk away hungry!

If you have never been to a retreat at Camp Homewood we urge you to give it a try. It is a lot of fun and a great way to get to know your fellow quilters. In the past we have seen a number of quilters who have attended retreat for the first time, and we continue to see more of them becoming regulars. If you wish to sign-up or for further information please contact one of the retreat coordinators listed below. Our contact details can

(Continued on page 18)

Comox Valley Schoolhouse Quilters' Guild

www.schoolhousequilters.com

(Continued from page 17)

be located on the guild website under "retreats" or by viewing the membership list.

Full payment due the beginning of February. We look forward to seeing all of our regulars as well as some first timers for the upcoming retreats. For those of you that plan ahead the fall retreat is booked for October 18th – 22nd, 2023.

Beverly Luck
Terry Duval
Janis Davis

Full payment is now due for those signed up for the February retreat. There is still space available if anybody is interested. Arrival time is 11am on Wednesday, no early birds please.

The ferries around that time run on the half hour from Campbell River 10:30, 11:30, and 12:30.

Please remember to bring the following:

Items you wish to donate to the silent auction (good quality). We will be doing surprise bags again. If you think you have something worthy of this option please speak to Janis Davis.

Cash / cheques to pay for items you purchase from silent auction

Cash for staff donation (tip envelope will be at my workstation)

\$3 cash to purchase buttons for dice game

10" squares (3) in burgundy/grey colors for dice game (plain or tone-on-tone)

Let's give our new attendees a great welcoming. Bring your projects and lots of enthusiasm!

Beverly Luck
Terry Duval
Janis Davis

Comox Valley Schoolhouse Quilters' Guild

www.schoolhousequilters.com



Workshop News

We hope you had a wonderful Christmas break and are keen to take on some new challenges this year. In an effort to plan some workshops, we have been soliciting some ideas and expressions of interest for a number of topics We are always interested in more ideas, so keep them coming and we have some sheets to sign up 'expression of interest' on a number of topics, so that we gauge interest level before working out instructors, dates, prices, etc. There may be some reluctance to sign up on these sheets since no date is provided – but please note that an expression of interest is not a commitment. If enough people are interested in a particular topic, we will endeavour to find an instructor and plan a workshop

At this time – topics suggested include some skill based topics and some project topics

Walking Foot Quilting –

either a repeat of class done last September or moving on to Edge to Edge walking foot designs

Free motion Quilting – Ferns & Feathers

Thread Painting

New York Beauty Blocks

Needle Punch

Sew Together Bag

Stack & Whack

Clam Shell Quilt

Jelly Roll rug or placemat

Tuxedo Apron

Other ideas ???

Look for these sheets whenever Jean or Raelene are at the Guild Hall.

SAVE THE DATE !

Mystery Quilt with Clare

Saturday March 11, 2023 – 9:30 am – 4:30 pm Fee : \$ 30.

Clare has once again offered to lead us through a mystery quilt project.

Supply list will be provided closer to date of workshop.

Sign-ups for this class will begin in January

Comox Valley Schoolhouse Quilters' Guild

www.schoolhousequilters.com

Registrations can be done at the regular meeting nights --- or whenever I am at the Guild Hall – starting January. RESERVE YOUR SPOT !

A photo of last year's project can be found in the photos in this newsletter.

Sew Together Bag with Raelene Robertson

Saturday May 13 9:30 to 4:30 \$ 30.00

Each participant will be responsible for obtaining a pattern for this bag. As of this week, Huckleberry's is out of stock for this pattern, but are willing to order more copies. It takes time for them to arrive, so if you need a pattern, phone the gals at Huckleberry's and get your name on their order list.

Raelene Robertson & Jean Lewis
Workshop Committee

GUILD LIBRARY NEWS

Our guild is very fortunate to have a wonderful and diverse collection of quilting resources in our library, from books to templates, DVDs to some patterns. Our sign-out/in system is working very well and we do appreciate members returning books on time so others can use them.

In order to facilitate the smooth running of the library we have a request to the members. Please do not bring in loads of books, magazines, patterns, etc. to donate to our collection. We know that members mean well but it has become an overwhelming task for the librarians to sort through and triage the items. Just a few become possible additions to the library and of the remainder some are kept for a book sale to raise funds to buy new books, but most go on the free table or have to be put into garbage somewhere – they cannot be recycled. We do appreciate the good intentions but it just not possible for the two of us to deal with the huge numbers of books such as we have received lately. And please put magazines on the Free Table, we don't deal with those.

Many of us are downsizing and our sewing rooms with our well-loved book collections are often first on the list to triage! If do you have quilting books, patterns etc., you would like to donate for possible inclusion in the library or a book sale, please contact Diane Cave or Beth Ritchie before bringing them to the hall. Please do not bring in old books, i.e., published in the 1980s or 1990s. Once books etc., do come in we will go through them to see if they are already in our collection – and if they are we may be able to keep them for one of the periodic book sales. We will ask you to take home what cannot be used - or they can always go on the Free Table! In that case please take home what is left of yours when you leave.

Thank you! Beth & Diane

Comox Valley Schoolhouse Quilters' Guild

www.schoolhousequilters.com

Celebrating Quilts – A journey through the years

The first meeting for those interested in helping put on next June's event, was held on September 29. We were very pleased with the turnout – and with the enthusiasm shown by everyone.

At the Oct. 27 meeting we decided on what to call the event. After a few good suggestions (and all were very similar) it was decided to call the June event **Celebrating Quilts – a journey through the years**.

All the committee head positions have been filled, now we just need lots of volunteers to help them. There isn't much that can be done until early next year. The next meeting will be in January 2023.

Committee Heads

Chairperson	Carol Metner	
Secretary	Beth Ritchie	
Set up / take down	Judy Morrison	
Liaison with CVEX – frames	Judy Morrison	
Quilt Registration – paperwork	Rosanne Tinckler	
Quilt intake & return	Sandi MacDonnell	Sandra Longland
Gift Basket Raffles	Sharon Hansen	Theresa Pinke
Volunteers	Clare Ireson	
Guild Boutique	Jan Hill	Anne McCullough
Demonstrations / displays	Tina Manders	Gayle Hampton
Guild Notification	Hope Ryckun	
Vendors	Patti Kemp	
Liaison with Cumberland Village	Diane Cave	
Treasurer	Colleen Love	
Photographer	Barb Messer	
Awards	Raelene Robertson	
Tea Room	Kathy Rankin	Michelle Lampron

Comox Valley Schoolhouse Quilters' Guild

www.schoolhousequilters.com

February Program

Gillian Clayton, Physiotherapist

I completed my Masters of Physical Therapy from the University of British Columbia. I have worked for 15 years as a Registered Physiotherapist in multiple practice areas, and have lived and worked for the past 9 years in the Comox Valley. I have also been a Teaching Assistant within the UBC Masters of Physical Therapy program.

My special interests in Physiotherapy include return to recreation at all levels, pregnancy and postpartum fitness, sport injury and orthopedics, and foot and ankle, including post operative rehabilitation.

I have undergone post graduate training in advanced manual therapy, pregnancy related pain, and have completed a Certified Postpartum Fitness Specialist program. I am also certified in Trigger Point Dry Needling and Intramuscular Therapy (IMS) and Pelvic Floor Rehabilitation.

My interest in sport injury and athletics comes naturally. I am an avid endurance athlete, and my athletic resume includes a national gold medal (soccer) at the Canadian Varsity level, a marathon personal best of 2:53, previous member of the National Elite Long Distance triathlon team, and was the 2012 Ironman Canada Women's professional triathlon champion.

I am also a mother to two energetic young boys and have experienced the challenges and rewards of two athletic pregnancies and postpartum periods. I am grateful to live in the Comox Valley with my husband and children, where we have so many outdoor pursuits at our fingertips.

I am continuing to train in distance running, Nordic skiing, swimming, and cycling. I am also the co-founder of the Bella Bicietta Women's 100km.

Education

- Masters of Physical Therapy (University of British Columbia 2007)
- Bachelor of Science in Health Education (Dalhousie University 2004)

www.gillianclaytonphysiotherapy.com

Comox Valley Schoolhouse Quilters' Guild

www.schoolhousequilters.com



105 Nored Plaza
6750 N Island Hwy . Nanaimo, BC
250-390-3602. www.sergesew.com

Authorized Dealer for PFAFF & BABYLOCK

Sewing machines, sergers & machine repairs.

* Spring Classes are scheduled - please visit our website or phone us for more information.

* We carry a large selection of hardware, notions, patterns and fabrics for BAG-MAKING!

* All Sulky Threads, 30%

* Restocked: Variety of colours of faux leather.



Diggles the Dragon by Funky Friends Factory

Quotes and Sayings about Friends

- A good friend is like a warm quilt wrapped around the heart
- A good friend, like an old quilt, is a treasure and a comfort
- Good friends, like quilts, never lose their warmth
- Our friendship (or our family) is a patchwork of love
- Our friendship is sewn with love and measured by kindness
- Friends are the flowers in the garden of life
- Friendship, like a well-made quilt, stands the test of time
- Our friendship is a tapestry/ Woven through the years/ With threads of joy and laughter/ Happiness and tears
- Many faces, many smiles/ Remember me across the miles.
- It takes a long time to grow old friends.

Comox Valley Schoolhouse Quilters' Guild

www.schoolhousequilters.com

Membership Dues 2022—2023

Time once again to submit your membership dues. We are so lucky to have the hall every Thursday from 9 to 9, not many guilds do.

Membership dues are \$60 and please fill in a NEW form with current information and submit with your payment.

Membership form can be found on the first page of our website, just scroll down, click on the link and print the form.

www.schoolhousequilters.com

Looking forward to seeing everyone at the guild.

Newsletter Advertising:

To advertise in the newsletter please contact Hope Rychkun for rates. Submit advertising by the **15th** of the month for inclusion in the next month.

editor@schoolhousequilters.com

Newsletter Deadline:

Please submit all entries for the newsletter by the **15th** of the month for inclusion in the next month's newsletter.

Submit articles to Hope (current editor) using the email:

editor@schoolhousequilters.com

Normally our guild meets every Thursday from 9:00am to 9:00pm for quilting at the Cumberland OAP Hall.

General Meeting (September to June) on the **1st** Thursday of each month at **6:30 pm**

Executive Meeting (September to June) **3rd** Thursday of each month at 1:00pm

Our Website:

www.schoolhousequilters.com

Your One Stop Quilting and Sewing Machine Store on Vancouver Island!

Discover the world of sewing!
Wander through our store for a refreshing experience



2023 SAVINGS - 20% OFF
ALL REGULAR PRICE MERCHANDISE

Excludes sewing machines, furniture and all items ending in .99
Bring in this Coupon to Redeem.
Cannot be combined with other offers.
Expires December 31/2023

OPEN: Tues.-Sat. 9:30-5:30
CLOSED: Sun. & Mon.

"Like" us on facebook
Snip & Stitch Sewing Centre

Follow us on Instagram
@KathySchroter

Snip & Stitch
SEWING CENTRE
NANAIMO

#1-4047 Norwell Drive
Nanaimo, B.C. V9T 1Y6
1-250-756-2176
1-800-789-1730
info@snipandstitch.com
www.snipandstitch.com

Authorized Dealer of:

BERNINA
made to create

Husqvarna
VIKING®

JANOME
Reliability by Design



Meeting Refreshment Goodies



This revised schedule takes us into the two meetings in December and June that are "pot Luck".

Please remember to bring your own mug. Fee is by donation and recommended at \$5.00 for year (or 0.50 per cup).

New schedule for goodies donations for refreshment table at our monthly meeting is as follows:

LAST NAMES STARTING WITH

SEPT	A, B, C
OCT	D, E, F
NOV	G, H, I
DEC	ALL - POTLUCK DINNER
JAN	J, K
FEB	L, Mc and Mac
MAR	M
APR	N, O, P, Q, R, S
MAY	T, U, V, W, X, Y, Z
JUNE	ALL - POTLUCK DINNER

Comox Valley Schoolhouse Quilters' Guild

www.schoolhousequilters.com



JOY OF QUILTING
CUSTOM LONGARM SERVICES
1-778-427-6802

BIB n' TUCKER QUILTING

February Sale

Mostly red and pink prints

Prints with a HEART

**All black with white and
white with black prints**

**20% off – 30% off 2m or
more(same bolt)**

½ m minimum cuts

1006 Craigflower Road Victoria BC V9A2Y1
386-6512 (Tues- Thurs 11-3, Sat 12-4)

Program

As we all know, there is a wealth of information and wisdom available on a regular Thursday Sew Day at the Hall. At the March meeting there are going to be 10 to 12 presenters who will give a very short demo or display of their item and a website to reference it. I have about 8 people whom I have approached but I need more. If you have been the recipient of some little sewing tidbit or trick that you think more people should know, please talk to me at the Hall or e-mail me or phone me to pass on the name and topic of the person.

Some of the examples of existing demos are a new shiny thread and how to use it and a binding technique. Any information you found valuable would be appropriate for the March meeting.

On other news, thank you to everyone at the January meeting, both those who showed us their NES or UFO and shared their shame, or the audience who thought it was hilarious and laughed with all of us. I suspect that each of them has a project or two in their storage areas that they were hesitant to bring. The whole evening tended to make everyone feel 'normal'.

I believe there are pictures included in this Newsletter so a quick recap of the names and projects in those photographs is as follows:

Judy Morrison with her NES purchased in 2014. Now that it is gathered and off the shelf it is not going back in.




Theresa Pinke with her daughter's quilt. Theresa still has it on the design wall with high hopes of 'what to do'.



Copy Sherstone with her gorgeous pieced Gloria Loughman pieced background and the appliques pieces on Gloria's specialty dyed fabrics that Coby cut out twice, backwards, and now doesn't have enough fabric to do the right way.



Sheila Scrase with the flimsy that is pieced completely and needs a lot of applique to finish....



Comox Valley Schoolhouse Quilters' Guild

www.schoolhousequilters.com

(Continued from page 30)

Kathy R. with the antique bicycle missing a lot of applique.



Karen Ross with 20 years of fabric purchased in New Zealand while shopping with her sister. It's all very nicely stored in a drawer or two.



Joy Nagle with the center of a very large quilt that will be very nice....if someone would finish it.



Margaret Yells with that prairie storm in colours she has never sewn with at any other time? Probably why it isn't/won't be done.



Clare Ireson with a simple quilt....if she ever wanted to put more energy into it.



Brenda Levirs showing the one block she has made from that tote of fabric at her feet, and she has the same amount of fabric at home. All fabric was purchased in 2007.



Beverly Luck who finished most of the applique on those little houses but then stopped. Now she can't find the pieces needed to finish the applique or the desire.




(Continued on page 32)

Comox Valley Schoolhouse Quilters' Guild

www.schoolhousequilters.com

(Continued from page 31)

Peggy Hawkins whose project is buried so deep she couldn't find it. It will not be finished and was probably lost 'on purpose'.



Pat McEwen with a green 'Storm at Sea'. Someday maybe?



Lynn Gray who showed one of the finished beautiful panels for her quilt. It would be a great quilt if someone would sew it together but....in her last move a number of the panels went missing.



Christine, who thought that Christmas quilt was a good idea, but then changed her mind.

Many thanks to all of you.

Judy M.

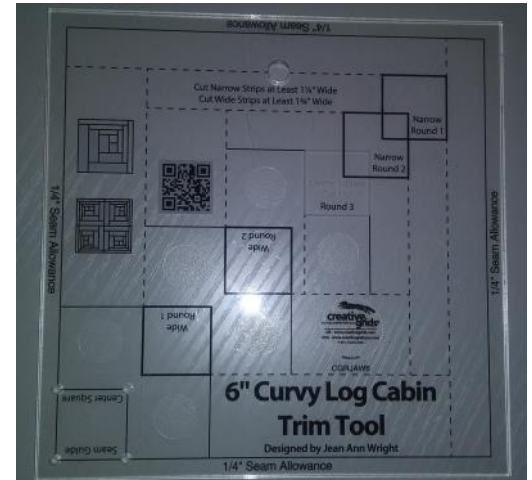
Lost, Found & for Sale

Is this your ruler ?

I was sewing at the Guild on Thursday Nov. 24th – on my scrappy curved log cabin blocks. When I eventually unpacked my sewing stuff – a good while after --- I discovered I had TWO of these rulers in my bag so obviously I picked up someone else's ruler as well as my own.

I don't remember anyone else working on a curvy log cabin – so I am searching for it's owner. I shall have this with me when I go out to sew days – but you may need it sooner Please contact me and I'll arrange to get this to you so you can continue your project – my contact information can be found in the Membership List.

A good reminder to me ~~~ to put my name or initials on tools I take out to sew days – if I had done that, I would never have picked up one that didn't have my name on it ☹



6 inch square – Curvy Log Cabin Ruler

Jean Lewis

For Sale: \$500.00 B-Line Studio Home Quilting System

Sets up for 7', 10', and 12' widths.

Including a Janome 1600P straight stitch sewing machine with stitch regulator and Accessories.

Contact Susan R.



What to do if:

1. You didn't receive the current newsletter
 - contact **editor@schoolhousequilters.com**
 - or check our website as it is posted on the Newsletter page
2. You don't know the new website Members Only Password
 - contact **Membership**
3. Any changes to your membership information such as phone number, home address or email
 - contact **Membership**

Comox Valley Schoolhouse Quilters' Guild

www.schoolhousequilters.com



STORE HOURS
Monday- Friday 10am-5pm
Saturday 10am-4:30pm
Sunday 12-4pm
Closed Holidays

1930 Ryan Road East, Comox
BC
250-339-4059 or 1-877-339-4059
huckleberrys@shaw.ca

Have you seen the wonderful online demos that Huckleberry's staff have been doing? If you missed them check them out here.

All their videos are on their YouTube channel

Most people may already know this – but just in case

Huckleberry's have been doing some you-tube videos – some a demos of a new product or ruler – some are just tours of the store – for anyone who might be missing just the visual of shopping

This is link to the latest 'store tour' – it is February of course no doubt there will be a March one but not sure when

https://www.youtube.com/watch?v=kEIYh_SRgr0

SUNSHINE

I am so glad to see more quilters coming out each week for sew days.

It seems as if all our precautions have paid off as I have not heard of any members that have been very ill.

Please do not forget to call or email me if you have heard of anyone that needs some sunshine.

Thank you so much for the donations of the cards. We are grateful for the card donations, and it makes my job easier. We have a good supply of cards for now. Don't forget to send along the info so I can send along a note of cheer.

It has come to my attention that some members are needing assistance in getting out to a meeting. Please let the executive know so we hopefully find some help for you.

Thanks, stay safe and healthy

Florence

Email me at: sunshine@schoolhousequilters.com

Please wish everyone a Happy **February** Birthday



Gail	Chipperfield	2-3
Connie	Cullen	2-3
Betty Jane	Harding	2-10
Sandra	Longland	2-15
Heather	Deane-Clark	2-22
Claudette	Picot	2-22
Bev	Michaluk	2-23
Liz	van Boeschoten	2-25
Theresa	Atkinson	2-28
Bente	Wallace	2-28

Comox Valley Schoolhouse Quilters' Guild

www.schoolhousequilters.com

Guild Member's Personal Information

If you need to contact any of our guild members, executive or committee members please go to the **Members Only** page and then to **Memberships** on our website for the most up to date list of all email, addresses and phone numbers of current guild members. Remember you will need to be a paid member to get the userid and password to enter this area.

To protect the privacy of our guild members' personal phone numbers or email addresses will not be published in the newsletter unless specifically requested by the committee member. Most committees have a guild email address that is redirected to their personal address.

If your committee does not as yet have one or you are organizing a special event please send an email to our webmaster using

webmaster@schoolhousequilters.com

to request one.

As a paid member you have received the login and password for this members only section.

For newsletters you do not need to login to the Members Only section.

They are available on the main page and you will also receive the file (pdf format) via email from our Secretary.

Personal Information Changes

Please notify the Membership Committee of any changes to your email, phone number or address.

The Membership Committee will then pass this information on to those who need the information to update email lists, and membership files.

Keep your information up to date in order to receive email regarding guild events.

Comox Valley Schoolhouse Quilters' Guild

www.schoolhousequilters.com

Executive & Committees 2022–2023

President	Debbie Maxwell	Treasurer	Peggy Hawkins
Vice-President	Therese Pinke	Secretary	Marlene Hooper
	Past President	Diane Cave	

Community Quilts	Coordinator—Myra Shearer	
Comox Valley Transition Society	Sandy Schille	
Breast Cancer	Myra Shearer	
N. Island Health Newborns	Coby Sherstone	
Seniors	Heather Hodge & Joan Gurney	
Teddies & Toddlers	Gladi Lyall & Carreen Webber	
Pregnancy Care Centre	Nerissa Thomas	
Quilts of Valour	Nerissa Thomas	
Hall Open & Close	Carol Metner, Judy Morrison & their teams	
HAW	Hope Rychkun	
In-House Draws	Brenda Levirs	
Library	Beth Ritchie & Diane Cave	
Membership	Sharon Hansen & Pat McEwen	
Newsletter	Editor—Hope Rychkun	Advertising—Hope Rychkun
Photography	Barb Messer	
Programs	Marilyn Schick	
Refreshments	Kathy Rankin	
Retreats	Janis Davis, Beverly Luck, Terry Duval	
Sunshine	Florence Labrecque	
Website	Hope Rychkun	
Word Search Puzzle	Bev Michaluk	
Workshops	Raelene Roberts & Jean Lewis	

Name: _____

Date: _____

March Madness

ATHLETE

ATTENDANCE

BASKETBALL

BRACKET

CHAMPIONSHIP

COACH

COLLEGE

DEFENSE

DRIBBLE

FOUL

GYMNASIUM

NATIONAL

OFFENSE

PRACTICE

REFEREE

SPIRIT

STADIUM

TOURNAMENT

UNIVERSITY

VICTORY

N	V	I	C	T	O	R	Y	A	X	J	E	D	X	U	C	A	V	A	U	W	J	I	K
G	A	F	Q	T	E	D	D	J	O	H	W	U	Y	Y	E	W	K	J	J	D	F	P	A
J	K	I	T	A	S	U	J	B	B	D	H	C	A	O	C	Z	Z	C	Q	X	F	W	O
S	T	A	D	I	U	M	D	H	P	X	E	L	B	B	I	R	D	P	R	S	A	C	L
U	U	Z	E	D	F	K	U	Y	D	I	S	K	L	A	C	K	Z	V	J	O	Z	F	M
Y	D	T	C	R	A	O	N	T	Y	T	O	U	R	N	A	M	E	N	T	V	C	W	A
N	A	R	I	R	E	T	E	L	H	T	A	V	R	D	S	F	C	B	N	B	H	W	M
I	T	M	O	B	B	R	A	C	K	E	T	S	C	K	I	H	Z	A	L	H	A	C	J
Y	E	S	N	E	F	E	D	U	A	Q	H	J	M	O	B	O	N	S	V	B	M	Z	L
I	S	S	F	V	Q	W	H	P	T	I	R	I	P	S	P	Z	O	K	T	W	P	L	Q
J	Z	B	A	J	Z	H	W	Z	V	E	Z	L	V	L	R	M	N	E	D	E	I	Y	L
B	Y	V	J	V	N	O	T	Q	K	A	V	T	K	D	A	P	V	T	X	Y	O	E	K
E	T	E	H	Y	C	W	X	E	A	T	X	M	P	V	C	L	Y	B	A	B	N	Z	U
Z	B	T	K	C	A	Z	H	Q	U	T	O	U	Y	W	T	I	C	A	W	S	S	V	U
Q	B	G	J	O	T	W	P	Y	B	E	B	I	C	U	I	B	Q	L	N	N	H	O	N
Y	Y	W	I	H	S	X	C	L	W	N	I	S	W	N	C	R	Z	L	W	Q	I	H	X
X	E	M	L	C	J	I	T	F	R	D	B	A	A	I	E	E	V	X	S	E	P	X	Z
B	G	D	A	O	M	A	Y	H	L	A	N	N	Q	V	K	F	G	K	U	Y	S	E	S
G	E	P	N	I	I	J	A	O	Q	N	F	M	K	E	X	E	P	N	E	C	O	Y	A
Y	L	K	O	F	S	Y	R	X	B	C	D	Y	O	R	S	R	W	W	Q	Q	S	R	K
S	L	T	I	U	D	V	V	Y	K	E	J	G	D	S	E	E	T	I	R	Z	W	M	Z
B	O	V	T	F	W	D	E	S	N	E	F	F	O	I	B	E	I	R	M	Q	P	B	K
A	C	H	A	P	Z	E	F	X	H	H	I	G	M	T	O	E	F	D	U	I	S	A	P
F	K	N	N	X	P	U	E	J	F	L	U	O	F	Y	N	U	R	P	F	B	F	Y	J

