

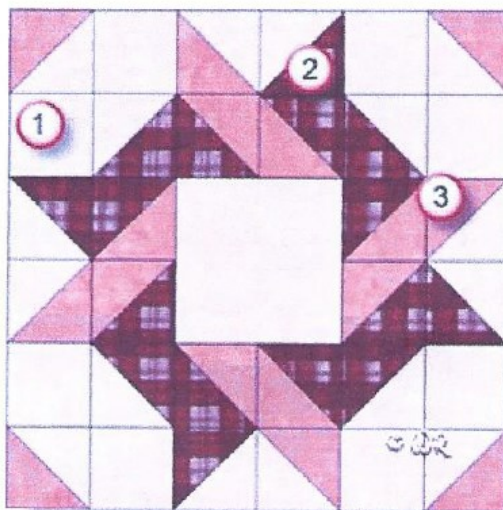





Schoolhouse Quilters HAW 2018 Block

12" Finished Block

How-to Notes	
	Bisect square on one diagonal
	Bisect square on both diagonals

Fabric Placement



1		<p>Background Fabric Must be White or White on White (no beige or grey)</p> <p>Cut centre square 4 1/2"</p> <p>Cut 8 Squares 2 1/2"</p> <p>Cut 8 squares 2 7/8" and bisect on one diagonal</p>
2		<p>Focus Fabric</p> <p>Cut 8 Squares 2 7/8" and bisect on one diagonal</p> <p style="text-align: center;">Colour of your choice</p>
3		<p>Accent Fabric</p> <p>Cut 8 Squares 2 7/8" and bisect on one diagonal</p> <p style="text-align: center;">Colour of your choice</p>