



Comox Valley
Schoolhouse Quilters' Guild
www.schoolhousequilters.com

January 2018

Monthly newsletter of the Comox Valley Schoolhouse Quilters Guild • Box 1507 Comox, BC V9M 8A2

President's Message

It is December the 12th as this is being written and we are all ready looking forward to a New Year. Looking forward as in planning for new projects, new fabrics, and lots of Quilting Fun.

For some, the seed catalogues have arrived; the pruning started and plans for the best tomatoes ever. Some, there is travel before they settle down to new projects. New Quilting patterns arrive at our favourite shops and entice us, but at a price. We are very lucky to have an extensive Library for our use. Hundreds of patterns wait to be sewn by you. Lois Warner, our very own Book Review Lady has highlighted many good books and even demoed a landscape book at the December meeting. Thank you, Lois. Remember to check out our Library next time you are looking for something new to make.

Spring fabrics will be arriving soon. Do you know a new colour is chosen each year? Pantone (the colour people) mixes, tries, tests and chooses one. For 2018 the colour is Ultra Violet, more on the blue side. The yearly colour finds its way into our quilting fabrics, fashion and home decor. Looking forward to seeing what designs will be used with this colour in our quilting fabrics.

Quilting Fun. Not only is our hall open each Thursday, for you to come in anytime that is convenient for you, there is an extra Quilting Day. Wednesday, January 24th. You will need to speak to Judy Morrison, who is organizing this, and there is a small fee for the day.

There are some fun ideas in the works to make our meetings and hopefully our quilting

days more friendly. Every once in a while we have to leave the old stuff behind. "It is shocking how off hand comments can intimidate a new quilter or even long time members." From CQA Winter issue, Shake it up! Move forward, being friendly and welcoming will make our Quilting days – Great Days.

Wherever your Quilting takes you this New Year. I hope it will be a great journey. Happy Quilting.

Janis

From my Sewing Room to Yours -
"For the Fun of It" Hand Appliqué



CAMP HOMEWOOD RETREAT

**The time is here to sign up for our next retreat
which is scheduled for February 14th – 18th, 2018.**

This will be a **four** day retreat which provides us with lots of valued time for sewing and socializing. **Please note this retreat will run from 11am Wednesday to 11am Sunday.** Sign up will start at the **December** business meeting. If you do not feel you can attend for a full four days please do not let that deter you from registering as it is a possibility for some of you to attend for three days only.

Depending on sign-up numbers we will also have the option of opening up the guesthouse for more private rooms. For further details concerning the guesthouse please speak to one of the retreat coordinators listed below.

The cost per individual for the **four** days will range from \$252. to \$305., depending on the room you choose. The starting range of \$252. is a bunk style dorm room which sleeps up to 7, however on average there are usually anywhere from 2 to 5 in these rooms. Individuals in these rooms have shared bathroom/shower facilities. There is a separate handicapped washroom available to any that may require ease of access to toilet or shower. There are also newer rooms available which sleep up to 3 and have their own washroom, including shower/tub. These rooms are either \$287. with 3 sharing the room or \$305. with only 2 sharing.

All prices include 3 meals a day along with snacks in the evening consisting of cookies/squares, fruit, coffee, tea, and hot chocolate. The meals at Camp Homewood are excellent . . . and you will never walk away hungry!

If you have never been to a retreat at Camp Homewood we urge you to give it a try. It is a lot of fun and a great way to get to know your fellow quilters. Over the past couple of years we have seen a number of quilters who have attended retreat for the first time, and we continue to see more of them becoming regulars. If you wish to sign-up or for further information please contact one of the retreat

(Continued on page 3)

(Continued from page 2)

coordinators listed below. Our contact details can be located on the guild website under "retreats" or by viewing the membership list.

For those of you who plan ahead the dates for our fall 2018 retreat are October 17th – 21st, 2018.

We look forward to seeing some new members as well as all of our regulars at one of the upcoming retreats.

Beverly Luck
Terry Vadeboncoeur
Sharron Woodland

Refreshment Committee —our Kitchen Cops

From the refreshment committee ... Just a gentle reminder to contribute to our meeting night coffee fund **\$5 for the year or .50 cents per evening.**

At this time our funds are half of what they were at this time last year!!

Thanks everyone for all that you do.

Bonnie

Comox Valley Schoolhouse Quilters' Guild

www.schoolhousequilters.com

2017 – 2018 Executive & Committees

Presidents	Janis Davis
Past Presidents	Raelene Robertson and Pat McEwen
Vice President:	Jan Hill
Secretary:	Myra Shearer
Treasurer:	Sharon Latham
Community Quilts:	Coordinator—Nerissa Thomas
Lilli House	Verna Power
Breast Cancer & Teddies & Toddlers	Gladi Lyall
Placemats	Sharon Latham
St Joe's Babies	Joy Whitehouse
Seniors & Fire Quilts	Nerissa Thomas & Verna Power
Pregnancy Care Centre	Nerissa Thomas
Hall Open/Close	Carol Metner, Judy Morrison & their teams
HAW 2017 & 2018	Mary Lou Morden
In-House Draw:	Brenda Levirs
Library:	Sandra Castiglia
Membership:	Carreen Webber and Carol Metner
Newsletter: Editor	Hope Rychkun
Newsletter Advertising:	Sandy MacDonnell
Photography	Daniele White & Barb Messer
Programs:	Beverly Michaluk & Sheila Scrase
Refreshments:	Bonnie Lineker & the Kitchen Cops
Retreats:	Terry Vadeboncoeur, Beverly Luck, Sharron Woodland
Sunshine:	Trudy Thorne
Venue:	◆ Charles Dickens & Nautical Days
Website:	Sam Crewe
Workshops:	Bonnie Smith, Eva Hansen & Mary Jean McEwen
Word Puzzle:	Bev Michaluk

Newsletter Advertising:

To advertise in the newsletter please contact Sandy MacDonell for rates. Submit advertising by the **15th** of the month for inclusion in the next month.

nlads@schoolhousequilters.com

Newsletter Deadline:

Please submit all entries for the newsletter by the **20th** of the month for inclusion in the next month's newsletter.

Submit articles to Hope (current editor) using the email:

editor@schoolhousequilters.com

Guild Meetings

Our guild meets every Thursday from 9:00am to 9:00pm for quilting at the Cumberland OAP Hall.

General Meeting (September to June) on the **1st** Thursday of each month at **6:30 pm**

Executive Meeting (September to June) **3rd** Thursday of each month at 1:00pm

No meetings in July or August, just wonderful sewing days...

Our Website:

www.schoolhousequilters.com

Memberships

Don't forget to renew your membership. You need to be a paid member to enjoy the benefits of the guild...

JANUARY 2018 WORKSHOP NEWS

As the new year begins, we are looking forward to some very exciting classes.

How to register for classes: most Thursdays, usually between 1 & 2 pm
meeting nights between 5:30 and 6:30

Information on classes, supply lists, etc is on the guild website (www.schoolhousequilters.com) under workshops.

The following classes are coming up. Most are almost full so if you're considering one of them, please register as soon as you can so you don't miss out!

Fri & Sat, February 2nd and 3rd

**My Little Chickadee
with Carola Russell
\$105 (includes kit fee)**

The supply list for this class has been received and is now on the workshop page on the guild website.

My Little Chickadee – learn about thread painting, free motion quilting, bobbin work, different types of thread, the correct needles to use and much more! You'll even learn how to 'make moss'. The skills you learn making your chickadee will be applicable to any thread painting project you take on.

Sat., March 17th

JANIS DAVIS – MYSTERY QUILT \$32

Many of you look forward to Janis's annual Mystery Quilt.

We just know Janis is working on something special for you, as she always does. Once we have the supply list for this one, we'll put it the guild website.

(Continued on page 6)

(Continued from page 5)

Sat. and Sun, Apr 7 – 8

ANNE MATHERS – PET PORTRAITS

10 am – 4 pm each day \$110

Artfully quilted pet portraits - re-creating portraits of our beloved fur children in fabric and thread.

You will receive instructions and a supply list when you register.

Fri. & Sat., May 4 – 5

SUSAN PAYNTER

BARK AND BRANCHES

10 am – 4 pm each day

\$125 PLUS A KIT FEE

(Amount for the kit to be determined as Susan is accumulating all kinds of goodies for your kits)

In this class, you'll create a realistic tree with bark and branches done in a variety of materials. This will be a small wall hanging size project.

Please check your calendars **before** you register for any classes to ensure that the date of the workshop is good for you. The workshop cancellation policy is under the 'Workshop' tab on the guild website.

Please don't hesitate to ask us questions if you have any.

Eva Hansen, Mary Jean McEwen and Bonnie Smith
Your Workshop Committee.

Book Review

Patchwork Party


10 festive new quilts & the recipes that inspired them

Sandy Bonsib

C+T Publishing 2009

Quilt Guild Library #515

Desserts and quilting - do they go together? - you bet, and not just on the comfort level! Patchwork Party proves that dessert color inspirations also work well when used in quilts. The 'Lemon Blueberry Pound Cake' quilt (pg. 15) looks good enough to eat, while the 'Not Just Huckleberry Pie' quilt (pg. 52) certainly reminds you of berry shapes.



Not only are the quilts lovely to look at, but the recipes look good, too! And, one more plus, the quilts are all constructed using only four patch and half square triangles. No 'set in' patches, no trapezoids or individual triangles to be concerned about - easy as pie!

The primary focus of this book is on color. As the author says "We think quilts are great because of the colors". Color wheels and how to use them are discussed, as well as color terms, color schemes and 'value' of color. This information is presented in the first three pages, then its on to the simple blocks and 10 projects.

Each project provides notes about the color combination used, as well as hints for using the colors in the projects. Yardage and cutting instructions are provided and clear, colored diagrams show exactly how to put the quilt together. The accompanying recipe follows, as well as photos of quilts made by Sandy Bonsib's students.

(Continued on page 8)

(Continued from page 7)

The two student challenges near the end of the book are real eye openers. 'It's a Mystery Challenge' sounds like a lot of fun! the 'Lemon Chiffon Quilt Challenge' is equally inspiring with such different results.

Color is so important in our lives. Here is a book which will likely get you seeking new color combinations. With such simple blocks, complicated looking quilts result, through the use of color.

Enjoy!

Lois Warner

Christmas Hamper Program

Many thanks to those who donated toward our contribution to the Hamper Program. Members donated \$542.00 and the Guild donated \$150.00 for a total of \$692.00. These funds are then used to supply hampers to folks who don't get sponsored. When I took the money in, there were 14 that had not yet been sponsored.

Special thanks to Eva Hansen who donated 10 of the sweetest hats for small children. They will be such a hit for the kids who receive them!

Thanks again,

Trudy Thorne & Nerissa Thomas.

PS - we will need another co-ordinator for next year if the membership wants to continue our participation.

Merry Christmas to you and your family, Hope. All the best in the new year as well.=

Get to Know Our Guild Members

Meet Guild Member - Sandra Longland

I am one of those rare Valley girls, born and raised in Comox. Second of five children, my youth was busy with family and lessons. Active with swimming, dancing and figure skating lessons, and participating in festivals, competitions and exams.

Before graduating from GP Vanier, I started working for my Dad's trucking business as the bookkeeper. After graduation, I worked at Searle's Shoes on 5th Street, and after five years transferred to their Naturalizer Shoe Store in Woodgrove Centre, Nanaimo as manager. Eighteen years in the shoe business, led to a change of career and pursuit of the Accountant dream started in high school. Two years at Malaspina College before transferring into Certified General Accounting program while working full time resulted in CGA designation obtained in 2004.

In 2010, after the end of a long relationship and death of my youngest brother, I returned to the Comox Valley and closer to family. My next big change came after fifteen years of working in Public Practice, when the opportunity to switch to an industry accounting position came up. In 2013 I started working for the Old House Hotel & Spa, and Oh Spa, as the Assistant Controller. Funny how life's twists and turns can eventually result in the ultimate dream. My original 1996 career change was to be an accountant for a hotel and resort.

During my life I have taken many opportunities to be involved. As a senior figure skater I taught the younger kids skating basics and partnered adult skaters for dance exams. Being a Candy stripper at St. Joseph's Hospital confirmed I was not nursing material like my older sister. I was on the merchants advisory committee at Woodgrove Centre for many years, Nanaimo Toastmaster chapter board of directors, and spent several years on the CGA BC Upper Vancouver Island Chapter board as board member and of course Treasurer.

In 2012 to continue my need to be involved, I joined Soroptimist International of Courtenay. Our mission is to improve the lives of women through education and empowerment. It's

Comox Valley Schoolhouse Quilters' Guild

www.schoolhousequilters.com

(Continued from page 9)

women helping women to be their best, just like I find at the quilting guild. You may have heard me, rah rahing a fundraiser or two, and thanking the Community Quilts for their support for our SoroptiPaks for Lilli House and Harvest Auction donations.

I love the interconnection of the guild and Soroptimist supporting many of the same organizations. Now in year two as President, I have gotten out in the community more, connecting with other service and non-profit organizations, raising money and awareness for the continual need to support other women.

Check out our Facebook page www.facebook.com/SICourtenay/ for more information and coming events - Trivia Night in February.

When did I get started with quilting? Most Christmases brought a new craft kit of some sort. In grade eight was my first sewing class. I dabbled in making a quilt in my late teens. In the 90s I took a quilting class and later a hand quilting class at Snip n Stitch in Nanaimo.

Studying to be an accountant took me away from any creative time, but once finished, the desire to be creative and get back to sewing was fulfilled. I joined the Nanaimo Quilting Guild which just got me started. Since moving back to the Comox Valley I joined the Comox Valley Schoolhouse Quilting Guild. You may know me as one of the Ladies of the Night quilting crew which means I don't get the opportunity to meet most of the members. Meeting good friends, attending quilting days and many retreats has fueled my creative side. I love the weekly connection.



Soroptimist
TRIVIA NIGHT
Saturday
February 10, 2018
Rotary Hall
Florence Filberg Centre
Doors Open 6pm - Trivia 7pm
Teams of 8 maximum
\$80.00 for a table
Individual participation \$15.00
No Host Bar
Silent Auction
www.facebook.com/sicourtenay
Email: rutherfordmargot@shaw.ca
Phone: 250.338.6251

Pick your team name
Reserve your table
More information coming soon

S SOROPTIMIST
Good for Women

This Years Challenges

2018 Quilt Canada Trend Tex Challenge - Theme - Celebrating Quilters

Fabric Kits for CQA members are available Oct 1/17 and Nov 1/17 for non members. Forms available on line, there are also some on the bulletin board or ask, we will get you one.

There are several ways of doing this challenge. One, follow the CQA instructions and enter your piece for jury and showing at Quilt Canada and keep a picture to show at our Potluck. Two, purchase the fabrics, keeping with the theme, make your project for showing at our June potluck. Three, use similar colours and keeping with the theme, make your project for showing at our June potluck.

CQA 2018 Quilted Postcard Challenge. - Theme - Inspired by Nature.

This is Sponsored by Cindy's Threadworks

Postcards are fun to make and even more fun to receive. We will have a day with several people showing their ideas for making postcards, along with samples. March 8th, sounds good. Again you can send these in for jurying and a chance at the prizes and keep a picture for showing at our June potluck or bring your Postcards for showing at our June potluck.

Hands Across the Water 2018

We host **HAW** September 22, 2018. Plans are still in the works and information will be out as soon as possible. Please try to participate even if you are unable to attend HAW. Bring your project to our June potluck.

There will be participation draws for each Challenge.

Janis

Comox Valley Schoolhouse Quilters
Hands Across the Water 2018
Quilt Challenge



The theme of the challenge is Rock Around the Clock. We are hoping to get lots of entries as many of us grew up in the 50's and 60's. This challenge is for a quilted wall hanging.

Your quilt must:

- ★ include a clock
- ★ have some gold and blue in it
- ★ must not exceed 160 inches around the perimeter
(all sides added together)

We would like to see what your interpretation of what Rock Around the Clock means to you.

The quilts will be displayed at Hands Across the Water in Cumberland September 22, 2018. Be sure to attach a name tag or label.


Judging will be by viewers choice.

If you have any questions please contact Mary Lou at birdy@live.ca

Comox Valley Schoolhouse Quilters' Guild

www.schoolhousequilters.com

Guild Announcements



Announcing the 30th Annual Trend-Text Challenge Celebrate! Trend-Text Fabrics Inc.

To honour our 30-year partnership with Trend-Text Fabrics Inc. and the 2018 Quilt Canada theme Celebrating Quilters! Trend-Text Fabrics Inc. has once again generously donated wonderful fabrics for the theme. Kits will be available on October 1, 2017 for members and November 1, 2017 for non-members.

Rules:

1. Fabric Use: All five of the fabrics in the kit must be clearly visible on the front of the wall quilt. You may use three additional fabrics of your own choosing. Each kit consists of five Trend-Text fabrics cut into fat quarters.
2. The Trend-Text award is presented for the best use of fabric, using only the five fabrics in the 2018 challenge kit. To be eligible, only the five kit fabrics may be used on the front of the wall quilt (including binding). Additional fabrics may be included on the back.
3. Design may be original or traditional and using any combination of machine and/or hand piecing, applique or quilting is acceptable. Embellishments are at the quilter's discretion. Judges will follow the current CQA/ACC Quilting Standards and Guidelines for Competitive Quilting.
4. Size: Perimeter of the finished piece must not be larger than 120", regardless of shape. There is no minimum size restriction.
5. Finishing: The wall quilt must be completely finished, including all aspects of quilting, binding and needlework or embroidery.
6. Hanging Sleeve: must be at least 2" wide and attached to the back of the wall quilt.
7. Label on the back of the wall quilt to include: title, artist's name, date completed and credits. For any techniques that are not your own, please give credit to the sources and obtain written permission if using another person's design. Please remember to respect copyright.
8. Request letters to purchase kits are to be postmarked no earlier than Oct. 1, 2017 for members. Non-members may purchase a kit after November 1, 2017. Kits are limited to one per person until January 1, 2018. After that date, additional kits may be purchased if available.
9. Deadlines: Wall quilts are due April 8, 2018 to be eligible for judging and must meet all challenge rules.
10. All wall quilts become the property of the CQA/ACC and will be displayed at 2018 Quilt Canada, May 31 to June 2, 2018, in Vancouver, BC.
11. The majority of wall quilts will be sold by silent auction ending June 2, 2018.
12. Prizes are awarded to CQA/ACC members only for:
 - First, second and third place for wall quilt.
 - Trend-Text Award.
 - Judge's Choice Awards may also be given.
 - A Viewers Choice Award will be announced at 2:00 pm on June 2, 2018.
 - The Trend-Text Award-winning wall quilt will be given, as a gesture of thanks, to Trend-Text Fabrics Inc. and will not be auctioned.

Entries will be photographed and may be used in *Canadian Quilter* magazine, on the CQA/ACC website or for promotional purposes.


Thank you for participating in the CQA/ACC Trend-Text Challenge! We welcome all wall quilts and look forward to seeing and displaying your challenges in Vancouver.

Trend-Text Kit Application Form An online application form is available on the website under 2018 Trend-Text Challenge or detach and complete this portion to send with your payment.

Name _____ Please enclose cheque/money order or credit card information below
Address _____ Apt. _____ Visa MasterCard
City _____ Prov. _____ Postal Code _____ # _____
CQA/ACC Member ID# _____ Expiry Date _____ Signature _____

Please send a cheque, money order (payable to CQA/ACC) or credit card payment for \$35.00 (members), \$48.00 (non-members), which includes taxes and postage to: Heather Black, Vice President CQA/ACC, 470 Edgeworth Rd, Mississauga, ON L5A 1H5.

Autumn 2017 CQA/ACC 41



CQA/ACC 2018 Quilted Postcard Challenge

Challenge Theme: Inspired by Nature!

Canada's natural bounty is a source of inspiration for quilters from coast to coast. Participants are invited to celebrate their regional uniqueness and beauty in a postcard!

Eligibility: Open to the public. You may submit as many entries as you wish.

Finished dimensions: 6" wide x 4" high.

Three construction layers: top, batting and/or stabilizer, backing fabric.

Design: All styles and techniques encouraged: traditional, contemporary, modern, fibre art, abstract, pieced, hand embroidered, thread play etc.

Edging: All edges to be finished.


Label: Sewn to back of postcard with your name and location.

Deadline: To be eligible for judging entries must be mailed by May 1, 2018 to:
Karen Killins-Robinson
1423 Haida Rd.
Duncan, BC V9L 5P4

Note: Postcards will be accepted after May 1, but will not be eligible for judging.

Postcards will be displayed at Quilt Canada 2018 in Vancouver, BC. Each postcard will be for sale for \$5.00 each and will be taken at time of purchase.

Sponsored by:



Prizes:
First Place: \$500
Second Place: \$300
Third Place: \$200
Excellence in thread use by machine: \$250
Excellence in thread use by hand: \$250

All proceeds from postcard sales will be donated to the BC Children's Hospital.

51 CQA/ACC, Autumn 2017

EXTRA QUILTING DAY

There will be an additional day available for sewing on **January 24, 2018, Wednesday** from 9 a.m. to 9 p.m. Costs are administered by Judy Morrison so please pay her \$10 for the day: either prepay or pay on the day of.

The sewing day is available to anyone. Attendees do not need to be members of Schoolhouse Quilters, so invite your friends if you wish.

Any questions? Contact Judy Morrison at morrison.judy@gmail.com or phone 250-890-1053

SUNSHINE

If anyone knows a guild member who has been ill or has illness or a death in their family or who just needs to be cheered, please call:

Trudy Thorne
(phone number on membership list)

General Meeting Reminders

- bring your coffee mug
- turn off cell phones before the meeting
- remember we are a scent free meeting

Please keep aisle ways clear of tables and chairs, especially the area in front of the windows.

Quite often people have to make their way to the front, and it becomes very difficult when there are obstacles in the way.

Volunteer Opportunity—Newsletter Editor

Are you looking for a challenging, exciting volunteer position with our guild. Consider taking over the Newsletter Editor position in September. This is a fun, exciting and sometimes challenging 'dare I say JOB' that I have had the pleasure of doing for quite a few years now.

It is time for some new ideas, perhaps you have some.

If you are interested please contact me (Hope) at the guild or via this email editor@schoolhousequilters.com for more information.

I usually spend about a minimum of 5 hours a month putting the articles (contributed by members) plus the advertising together. Our newsletter goes out from September to June (10 issues).

Skills required would be a **minimum** of the following:

- Extensive knowledge using software, the current newsletter is done in Microsoft Publisher but could be done in any software that can create the current format and able to save to a pdf file for publication.
- Knowledge of sizing and manipulating graphics files that our advertisers and contributors send in. Formats include jpg, pdf, word docx, png, excel and other formats.
- Ability to communicate via email with our advertisers and article contributors as well as our printing company.
- Able to meet deadlines.

Sounds like fun, it is so think about it and let me know. You would need to be able to do a mock up for practice for the September deadline with my help of course.

Hope

Refreshment Rota

Each month has been allocated letters of the alphabet. If your last name begins with one of the letters for that month, then that is the month that you are responsible for bringing a snack to the business meeting in the evening.

Having said that, if you just feel like baking or bringing something to any business meeting, regardless if it is your "turn" or not, you are more than welcome to do so!

Month	Surnames beginning with:
September	A, B
October	C, D, E
November	F, G
December	H, I, J.
January	K
February	L
March	M
April	N, O, P, Q, R
May	S
June	T, U, V, W, X, Y, Z

The Kitchen Cops

January Birthdays

White	Daniele	1/1
Davis	Janis	1/12
Dowe	Wendy	1/16
Watson	Connie	1/17
Castiglia	Sandra	1/20
Rodway	Marilyn	1/27
Meunier	Kathy	1/28



Guild Member Personal Information

If you need to contact any of our guild members, executive or committee members please go to the **Members Only** page and then to **Memberships** on our website for the most up to date list of all email, addresses and phone numbers of current guild members. Remember you will need to be a paid member to get the userid and password to enter this area.

To protect the privacy of our guild members' personal phone numbers or email addresses will not be published in the newsletter unless specifically requested by the committee member. Most committees have a guild email address that is redirected to their personal address.

If your committee does not as yet have one or you are organizing a special event please send an email to our webmaster using webmaster@schoolhousequilters.com to request one.

As a paid member you have received the login and password for this section. If you do not have access to a computer or printer please see Hope to request a paper copy of our newsletter. If paper copies of newsletters are not picked up 3 months in a row your name will be taken off the paper copy list. If you will be away, please arrange for another guild member to pick up your paper copy.

Personal Information Changes

Please notify the Membership Committee of any changes to your email, phone number or address.

The Membership Committee will then pass this information on to those who need the information to update email lists, and membership files.

Keep your information up to date in order to receive email regarding guild events.

"Reminder to Members

Got something you would like to raise at an upcoming meeting? Please let me know by email no later than the day before the meeting so that we can allocate our time more efficiently in the business portion of our meetings. This includes items to be addressed under Members' Announcements.

My email address is

secretary@schoolhousequilters.com

Myra Shearer

Guild Member Announcements

Notice #1

Attention all vendors from Charles Dickens and/ or Nautical Days.

Please plan to attend a discussion regarding the guild attending Nautical Days this upcoming year. The focus will be to discuss the pros and cons/obstacles/solutions of running this event.

Bring your brainstorming inspiration. It is NOT to find a chairperson!!!

If you would like to sell items, I do hope you will consider attending.

It will be held on Thursday, January 25, at 11 am.

Notice # 2

Raelene Robertson will be hosting a repeat lesson of her wallet making class on Thursday, January 11.

If you have previously attended her class and wish to make another wallet, under her guidance, consider attending. Kits with soft and stable and RFID Fabric for one wallet will be available for \$3. Please let Raelene know if you plan to attend. (rjrobb@shaw.ca)

Thanks. Raelene

December Demo Days



December Show n Tell




Comox Valley Schoolhouse Quilters' Guild

www.schoolhousequilters.com



Comox Valley Schoolhouse Quilters' Guild

www.schoolhousequilters.com



Membership Cards

Our Membership Committee will be issuing new Membership Cards at the January Meeting (January 4th 2018).

Please bring your old card to hand in and receive your new card.

Carol & Carreen

Christmas 2017 Potluck



Our Printer - ABC Printing & Signs



Our Advertisers

Red Barn Quilt Shop Courtenay & Campbell River

Happy New Quilting Year 2018

We have fabric, patterns
and notions arriving to inspire you

Come in and see what's new -
you won't be disappointed.

Guild members receive 10% off
member price with your card

connect with us

www.facebook.com/RedBarnQuiltShop

www.pinterest.com/redbarnquilt

www.instagram.com/RedBarnQuiltShop

sign up for our sale emails
redbarnquiltshop@gmail.com

Comox Valley Schoolhouse Quilters' Guild

www.schoolhousequilters.com

“Discover the world of sewing!”
“Wander through our store for a refreshing experience”

Your One Stop Quilting and Sewing Machine Store on Vancouver Island!

Winter Warm Up
New Class Schedule Available Now In-store & On-line
Sale Continues to January 16th
Register Now for All Winter/Spring Classes
Call Us Today!

Hours: Mon.-Sat. 9:30-5:30, Sun. 12-4
Closed Holidays See our newsletters and website for dates.

“Like” us on facebook Snip & Stitch Sewing Centre
Follow us on Instagram @KathySchroter

1-4047 Norwell Drive
Nanaimo, B.C. V9T 1Y6
1.250.756.2176
1.800.789.1730
Email: info@snipandstitch.com
www.snipandstitch.com

THE Stitcher's Muse
NEEDLE ART

Classes
Books
Charts
Tools

Fibres
Fabrics
Supplies
Notions

99 Commercial Street, Nanaimo, BC, V9R 5G3
(250) 591-6873 • thestitchersmuse.com • info@thestitchersmuse.com

GalaFabrics

Gala Fabrics
104-1483 Douglas Street
Victoria, BC
Canada V8W 3K4

T: 250.389.1312
F: 250.389.1339
E: info@galafabrics.com
W: galafabrics.com



Comox Valley Schoolhouse Quilters' Guild

www.schoolhousequilters.com



Serge & Sew 250-390-3602
6750 N Island Hwy facebook.com/
105 Nored Plaza sergesew
Nanaimo, BC www.sergesew.com

We are having a Grand Open House!
on **Friday and Saturday, January 26 and 27.**

- * **Classes to be announced.**
- * **20% (and more) discounts.**
- * **Refreshments and goodies.**

All Machine Repairs
Books, Patterns
Fabrics and Notions
For ALL your quilting needs!

SERGE & SEW
Authorized Dealers for:
PFAFF 



Happy
2018
New Year!

**By our reckoning, nobody deserves
a better 2018 than our creative
and enthusiastic customers!
Wishing you all a safe, joyous
and prosperous year ahead.
If you're in town, stop in.
We'd love to see you.**

Kismet Quilts 



HUCKLEBERRY'S
A QUILTER'S PARADISE **FABRICS INC.**

BERNINA
made to create

huckleberrys@shaw.ca
1930 Ryan Road East, Comox, BC V9M 4C9
Phone: (250) 339-4059 Toll Free: 1(877)339-4059



BERNINA
B 530 GOLD LIMITED EDITION
SAVE \$1,000

Limited quantity. Available while supplies last.

\$3,399 MSRP

B 530 GOLD LIMITED EDITION \$2,399 + FREE WALKING FOOT - A SAVINGS OF \$199



BERNINA 770 QE
FREE GIFT
A SAVINGS OF UP TO \$2,299

L 460 SERGER OR
B 7/8 EMBROIDERY
MODULE OCT 15 - JAN 14

MSRP \$1,949 MSRP \$2,299

Store hours:

Monday-Friday
10:00am-5:00pm

Saturday
10:00am-4:30pm

Sunday
Noon-4:00pm

Closed Holidays

Cloth Castle

"Your One Stop Sewing and Quilt Shop"



25%
**Off one Regular
priced item.**

Excludes Sewing Machine Department,
Must be presented at time of purchase
and no digital copies accepted

We are proud to support our
local and Island quilt guilds,
and we thank you for your
continued patronage of our
store for the last 46+ years!

786 Goldstream Ave. Victoria BC V9B 2X6
1-250-478-2112 ~ clothcastle.com

Needle Loft Studio

Beginner & Intermediate
Lessons for Quilting,
Sewing, Knitting and
Needlework

Workshops
Longarm Rental
Artisan Studio
Needlework Supplies

Judy & Chariti Briosi
4019 Island Highway
Royston, BC

250-338-0154
250-650-0821
needleloft@telus.net

Here are some quilting resolutions

1. Love your fabric, what you have and what you buy.
2. Donate that fabric you don't love!
3. Jettison those UFO's, if you valued it you would have finished it.
6. Drink tons of water when you sew.
7. Get up and walk around to break up your sewing time, it will feel good.
8. Love what you sew and eliminate "Quilt Envy" from your life.
9. Work on something that makes you happy.
10. Sew what you want, no more obligation sewing.

11. Accept all sewing compliments, say thank you and do not point out mistakes.
12. Compliment other quilters.
13. Take a picture of your quilts or projects and share them with people who will celebrate the moment with you.
14. Sew and quilt how you want, not how someone else does it.
15. Breathe and smile as you quilt. Play happy music or have a movie on. Relish your special talent.
16. Take a class or ask advice from another quilter and give yourself time and patience to really learn the new skill.

Sew happy!

BIB n' TUCKER QUILTING

Beat the January blues

**All predominately blue prints
All white/ecru tone on tones**

**20% off – 30% off 2m or
more(same bolt)**

½ m minimum cuts

Jan 2-13 Extra 5% end of bolt

Closed Dec 31- Jan 1

1006 Craigflower Road Victoria BC V9A 2Y1

386-6512 Mon- Thurs 10-4, Sat 12-4

Comox Valley Schoolhouse Quilters' Guild

www.schoolhousequilters.com

**AFFORDABLE SEW & VAC
2885 CLIFFE AVE
COURTENAY, PH 250-897-0950**



SUV 1122



3160 QDC

**YOU'LL NEVER GO WRONG WITH JANOME
FROM BASIC MECHANICAL TO HIGH TECH COMPUTERIZED
JANOME MACHINES ARE SIMPLY THE BEST
AFFORDABLE QUALITY
FULL TRAINING PACKAGE * LOCAL WARRANTY**

After the SALE it's the SERVICE that counts

Word Search Puzzle

Names of Shapes

Bring to Feb. Business Meeting by Beverly Michaluk

c y l i n d e r a u q s a d v s s t a o
n p a p o o u e s o c s n i e t r n a s
o o y y g e g s l i v o n o g a t n e p
g o g r a h o a r g m a n z p r a p a h
a l h a t r e c t a n g l e l l i p s e
n l n m c a l x i p n a z p b g u l o r
o c n i o e e d a l e i i a o u n p q e
n i r d i m d r g g u h c r e s c e n t
y p l a z t s u b m o h r t t r a e h a
i p o b h e n s v o t n n s d o g o v r

Circle	Decagon	Nonagon	Rhombus	Triangle
Cone	Diamond	Octagon	Sphere	
Crescent	Ellipse	Oval	Square	
Cross	Heart	Pentagon	Star	
Cube	Heptagon	Pyramid	Trapezium	
Cylinder	Hexagon	Rectangle	Trapezoid	