



President's Message

Happy New Year Everyone,

Like most of you, I was certainly hoping for a more promising start to our New Year but it's not to be.

The numbers are getting worse by the day, and so the hall will continue with the same rules as when we opened. I was hoping we could relax the rules a bit but that won't be happening for a while yet.

I wish all of you good things for "2022". Stay safe and healthy and hope to see you all at our first meeting in January.

Your President,
Diane



President's Update

You should have received this good news in an email.

Hello Everyone,

A Belated Christmas Gift. On December 24th I received an email from the CRI telling me that the hall is ours as of Thursday, January 6th.

The planning we put together for the safety of our members due to the Covid paid off. The one thing to remember is there will be no meeting that night.

Meetings fall into another category of the provincial government's guidelines, so for now let's all enjoy the fact that we're able to meet again and enjoy each other's company.

For those who wish to wait a little longer I totally understand.

Take care and stay safe.

Your President,
Diane



Comox Valley Schoolhouse Quilters' Guild

www.schoolhousequilters.com

Community Quilts News - January 2022

Community Quilters were busy delivering quilts before Christmas. Coby Sherstone and Lois Warner, of the Baby Group, delivered 20 baby quilts to the Health Unit on Dec. 8. Nerissa Thomas delivered 12 quilts to The Views and 4 quilts and 12 knitted baby toques to the Pregnancy Care Centre. Nerissa also presented a Quilt of Valour in December. Barb Bocking took 25 quilts to The Transition Society - making sure the children there had quilts for Christmas.

We had raffle tickets available at the guild sale in November, as well as for sale during the month of November. The winning ticket was drawn at the business meeting on Dec. 2, and the winner was Nerissa Thomas.

Nerissa has generously donated the quilt and pillow back to Community Quilts to be donated. We sold 326 tickets @ \$2.00 each. Our profit was \$652.00 minus expenses (ticket printing and gaming license). Thank you to all who bought tickets and the Venue Committee for suggesting the raffle.

Batting

There is batting available for Community Quilt projects, both in the storage room at the hall and at Jean Lewis' house, in East Courtenay. We have ordered an additional 2 bolts of batting, which should arrive sometime in January.

Batting for Breast Cancer Comfort kits

If you have any leftover strips of batting, they can be used in the breast cancer bags. Long strips are pieced together and are a good way to recycle them.

If you have any you would like to get rid of, contact Myra (myra.shearer@telus.net) or put them in the Community Quilt basket in the hall storage room.

Suggested Sizes for Community Quilts

Seniors (The Views) 40" x 50" or 45" square

Adult lap (Lilli House) 45" x 60"

Children' 40" x 50"

Quilts of Valour 60" x 80"

Member Activities

Heather Hodge took a break

I took a little break from quilting.....and now I need the rain to stop so I can wear it!!

Now that is it snowing you get to wear it!

Claudette

I got his cute Grinch from the guild for the Christmas party entertainment that occurred.

Many thanks to the guild and Florence for delivering it .

The dancing volunteers did it all by obeying the instructions.



Comox Valley Schoolhouse Quilters' Guild

www.schoolhousequilters.com



- 1- package (18.25 oz/515g) lemon cake mix
- 1 egg
- 1/2 cup melted butter (125 ml)
- 1 tsp. Grated lemon zest (5ml)
- Granulated sugar

TIPS

When grating lemon use only the coloured part. The white underneath has a bitter flavour. You can mix easily with an electric mixer on low speed for 1 minute

Preheat oven to 350F or 180 C Grease baking sheets

1. In large mixer bowl combine cake mix, egg, melted butter and lemon zest. Mix with wooden spoon till well blended.
2. Shape dough into 1 inch (2.5cm) balls. Place on prepared sheets. 2 inches apart, press flat with a glass dipped in sugar Bake one tray at a time for 10-12 minutes or until lightly brown around the edges.

Cool on baking sheets for 1 minute or until firm, then remove to wire racks to cool completely.

Variation : Make into sandwich cookies filling with lemon icing or raspberry jam.

Thanks Anita

Comox Valley Schoolhouse Quilters' Guild

www.schoolhousequilters.com

BIB n' TUCKER QUILTING

Beat the January Blues

Closed January 1,2,3

All predominately blue prints

All white/ecru tone on tones

**20% off – 30% off 2m or
more(same bolt)
½ m min cuts**

**Inventory Clearance continues to
Sat. January 15th**

1006 Craigflower Road Victoria BC V9A 2Y1

386-6512 Tues, Wed, Thurs 11-3, Sat 12-4



"Discover the world of sewing!"
"Wander through our store for a refreshing experience"

Your One Stop Quilting and Sewing Machine Store on Vancouver Island!

Yes, We are open!
Store Hours
Tuesday to Saturday
9:30-5:30 Each Day
Closed
Sunday & Monday

REWARD CARDS ARE BACK!
Curbside Pickup and Mail Order Available
Call Us!

Hours: Tues.-Sat. 9:30-5:30
Closed Sunday's & Monday's

"Like" us on facebook
Snip & Stitch Sewing Centre

Follow us on Instagram
@KathySchroter

#1-4047 Norwell Drive
Nanaimo, B.C. V9T 1Y6
1.250.756.2176
1.800.789.1730
Email: info@snipandstitch.com
www.snipandstitch.com

Snip & Stitch
SEWING CENTRE
NANAIMO

Price of Quilt Fabric Increases

Along with many others, I have noticed an increase in quilt cotton prices over the past year. I spent some time researching why the prices increased and found it is a case of a 'perfect storm' of three main reasons.

Reasons:

20% of the world's cotton products are produced in Xinjiang, China which is known for human rights violations of the Muslim Uighur population which our Canadian government has called a genocide. The US has banned imports of cotton and cotton products from the region and Canada has banned imports of goods produced by slave labour.

Weather – India, China and Pakistan have been experiencing difficult weather

COVID – supply and pricing

Supply chain issues

Covid restraints for production

Jaftex, one of the largest quilt fabric manufacturing companies in the US has a blog post where the CEO explains the cost increase. A 20% per yard increase he pays for the product leads to a 50% increase in what he sells it for. Our local quilt shop also has to increase the cost to stay in business. He uses a \$1/yard for simplicity

	Fabric Import Cost to Jaftex	Fabric cost (after rolling & doubling)	Fabric selling to Quilt stores	Quilt stores usual sell at double the cost + ship- ping
Pre ban/Pre- COVID	\$1/yard	\$1.32/yard	\$3/yard	\$6.25/yard
now	\$1.20/yard	\$1.54/yard	\$3.50/yard	\$7.50/yard

I don't see quilting cotton prices stabilizing as just in one-year, raw cotton prices have increased 84% from 51.15 cents to 80.65 cents a pound. (March 2020-March 2021). This may be all the reason I need to increase my 'stash' at home.

<https://www.domotex.com/en/cotton-at-the-heart-of-the-crisis/#>

<https://scottfortunoff.com/the-math-of-rising-prices/>

Comox Valley Schoolhouse Quilters' Guild

www.schoolhousequilters.com



Newsletter Advertising:

To advertise in the newsletter please contact Hope Rychkun for rates. Submit advertising by the **15th** of the month for inclusion in the next month.

editor@schoolhousequilters.com

Newsletter Deadline:

Please submit all entries for the newsletter by the **15th** of the month for inclusion in the next month's newsletter.

Submit articles to Hope (current editor) using the email:

editor@schoolhousequilters.com

Normally our guild meets every Thursday from 9:00am to 9:00pm for quilting at the Cumberland OAP Hall.

General Meeting (September to June) on the **1st** Thursday of each month at **6:30 pm**

Executive Meeting (September to June) **3rd** Thursday of each month at 1:00pm

Our Website:

www.schoolhousequilters.com

Member Activities

What is this ???

and WHY does it belong in my sewing room ?

For a number of decades now, a family tradition in our family is that someone will receive an odd little gift – with all packaging and directions removed --- just for the fun of watching them try to figure out what on earth it can be used for. Of course, this is much more fun when we had the big family gatherings – but regardless – I was the recipient of such an item for my birthday this year.

The only clue that provided to me was this this is important to have in your sewing room.



The answer to this puzzle lies in this little video : <https://www.youtube.com/watch?v=JoMGJmbnL7w>

Jean

December 2021 Christmas Pot Luck

Thanks to our photography Barb M.



Comox Valley Schoolhouse Quilters' Guild

www.schoolhousequilters.com



105 Nored Plaza
6750 N Island Hwy . Nanaimo, BC
250-390-3602. www.sergesew.com

Authorized Dealer for PFAFF & BABYLOCK

Sewing machines, sergers & machine repairs.

* We carry a large selection of hardware, notions, patterns and fabric for BAG-MAKING!

* Classes coming this Spring - watch for our Newsletter or check our website.

* Get to know us through our month Newsletter by linking through our website.

* New fabrics arriving weekly.



Wishing every day of the **new year** to be filled with success, happiness and prosperity for you.

Happy New Year!



JOY OF QUILTING

CUSTOM LONGARM SERVICES

1-778-427-6802

Our guild member Sandi Lloyd-Harasym

Workshop News

Happy New Year Everyone

The Workshop Committee is pleased to say that your list of workshops for 2022 is expanding into the Spring of the New Year, and we have a long-term plan for a live virtual workshop in September!

Wine Bottle Carrier with Raelene Robertson

Saturday January 22, 2022, 10am – 4pm

\$30, embroidered panel (optional) \$10

In light of the revised public health restrictions and our hall closing, I will let members know as soon as possible if we have to postpone and reschedule this workshop. Please watch your emails for any updates.

Our first workshop is a fun and versatile project, perfect as a gift or to keep. The wine bottle carrier can be made and completed in class. Raelene has made many of these and has lots of helpful advice on how to make this popular carrier. In addition, she will show you how to personalize the project using appropriately-sized printed panels, or an embroidered panel with text. Samples and a list of possible texts are on display at the hall on sew days. Raelene will prepare the embroidered panel for an additional fee. If you are interested in one of these please let Raelene or Clare know as soon as possible, as they will have to be prepared in advance of the workshop.

You can sign up and pay for this workshop now with Clare. A supply list and list of text sayings for the panel is on the workshop page of the website.

Breast Cancer Bag Focus Day with Myra Shearer

Saturday in late February 2022, 10am – 1pm

Myra will guide us through making the Breast Cancer Bag. This bag has been provided to women undergoing breast cancer treatment by members of our Guild for over 10 years, and is distributed by the Breast Cancer Support group. Myra will have kits for us to make the project, and instructions, and she will be on hand for guidance as required.

This workshop will be on a Saturday morning in late February. You can also bring fabric to make an additional bag if you would like to. Additional details and a supply list will be available in the new year. There will not be a fee for this Focus Day as our members will be giving their time to work on these bags, however, attendees can make a small donation (\$5-\$10) towards the costs of the hall for the morning if they wish to do so.

Forward Planning for Spring!

Colour Theory with Tracey

Comox Valley Schoolhouse Quilters' Guild

www.schoolhousequilters.com

(Continued from page 12)

March 2022

Tracey trained as a graphic designer and has offered to show us how we can incorporate colour with confidence in our quilting projects. More details to follow!

Mystery Quilt with Clare and Friends

April 2022

This will be a joint effort as I prepare to teach my first workshop at our Guild. I know how popular Mystery Quilts are, so please let me know if you've done a mystery quilt you think our members would enjoy working on!

Roll Top Bag with Joan Johnsen

Saturday May 14, 2022, 10am – 4pm

Joan will host this workshop for her versatile and popular Roll Top Bag in May. There are examples of this bag brought to the hall nearly every sew day, and people still request the workshop. So, I'm very pleased that Joan is able to come and teach it again in May. Details, supply list and cutting instructions will be available in the new year.

Modern Walking Foot Quilting with Melissa Marginet

Live Virtual Workshop

Saturday September 17, 2022, 10am – 4pm

We are so pleased that Melissa will be hosting a virtual online workshop for our guild in September. Additional details about her class, signing up, and a supply list will be available on the website and at the hall in the new year.

Melissa is a Canadian Quiltmaker, Author, Teacher, and Quilt Pattern Designer. She has published two books, Walking Foot Quilting Designs, and Edge-to-Edge Quilting Designs. She has a passion for teaching. Her focus is to help people gain the confidence to quilt on their home sewing machines. She has taught for Quilt Canada, the Saskatchewan Stitches Conference as well as guilds across Canada. Since June 2020 she has been teaching online throughout North America, including Virtual Quilt Festival and Road@Home.

*In **Modern Walking Foot Quilting with Melissa Marginet**, you will create samples of walking foot designs to help you understand what makes each design successful. The samples will be a great reference for helping you decide how to quilt your next quilt. The class includes information on quilting all sizes of quilts on the home sewing machine. It is based on Melissa's book, Walking Foot Quilting Designs, which is recommended for the class.*

(Continued on page 14)

Comox Valley Schoolhouse Quilters' Guild

www.schoolhousequilters.com

(Continued from page 13)

REGISTER FOR CLASSES most Thursdays and on meeting nights 5:30 p.m. – 6:15 p.m.

If a class is full, we'll be happy to add you to the waiting list. We often have last minute cancellations that we need to fill from the waiting list.

Information on classes, supply lists, etc. is on the guild website under Workshops.

<mailto:workshops@schoolhousequilters.com>

Please check your calendars before you register for any classes to ensure that the date of the workshop is good for you. The workshop cancellation policy is under the workshop tab on the guild website.

We're always open to answering questions and hearing your suggestions for workshops you'd like to have.

Clare Ireson and Raelene Robertson,
Workshop Committee

*** President's Challenge ***

Each participant in this year's challenge will draw 2 different crayons from a paper bag at upcoming guild sewing days or the December meeting. Using these two colours – including tones and/or shades of the colours – and a neutral colour such as white, cream, grey or black if you wish - create a quilt with a minimum size of 14" X 14" – it can be larger. **The fabrics can be solids or prints (not multi-coloured, no other colours to be introduced).**

The quilt must have a top, batting and backing and it must be bound.

Deadline for finishing the challenge quilt is the general meeting on **May 5th, 2022**.

There will be 1st, 2nd and 3rd place prize winners. The quilts will be displayed at the May meeting and the three winners will be invited to display their quilts at the Guild quilt show in May.

Any questions contact Diane or Deb

Block 12 Friendship Star



This makes one 12" block!



**** Supplies List ****



Colour 1 Colour 1 needs:
one 4-1/2" square AND one 4-7/8" x 9-3/4" strip

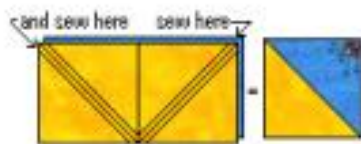


Colour 2 Colour 2 needs:
one 4-1/2" x 18" strip AND one 4-7/8" x 9-3/4" strip

**** Preparing the Pieces and Sewing the Block ****



Start by marking and cutting the Colour 2
4-1/2" x 18" strip into four 4-1/2" squares...



Speed piece the half squares by stacking a Colour 1 and
Colour 2 4-7/8" x 9-3/4" strip right sides together and all
edges aligned.

On the back of the top strip lightly draw in the 4-7/8"
square line and draw in the diagonals as shown at left.

Comox Valley Schoolhouse Quilters' Guild

www.schoolhousequilters.com

Now sew a scant $\frac{1}{4}$ " above and below the marked diagonals, pivoting at the square line.

Cut apart on the square line and on the marked diagonals between the rows of stitching.

This will give you four half squares. Press seams to darker side. Trim these back to measure $4\frac{1}{2}$ " if needed.



Now piece the block! Sew three rows, using all scant $\frac{1}{4}$ " seams, and pressing seams in alternating directions by row!

Block of the Month Examples

Judy Flynn

Here are by blocks 11 and 12. Not to sure about 12 whether it is too dark, but shall leave it as is for now.



It's a nice straightforward block to finish with. I like how different it looks on my samples with a light centre star, and a darker colour centre star. Thanks for organizing this, Hope, it's been fun to do.

Clare



More Block of the Month


The instructions were fine but I cut out the $4 \frac{7}{8}$ by $9 \frac{3}{4}$ at 5 by 10 then trimmed down my hst's to $4 \frac{1}{2}$ inches.


Thanks for the fun this year!

Kathy Rankin



Anita's Placemats





What to do if:

1. You didn't receive the current newsletter
 - contact editor@schoolhousequilters.com
 - or check our website as it is posted on the Newsletter page
2. You don't know the new website Members Only Password
 - contact Membership—Carol Metner
3. Any changes to your membership information such as phone number, home address or email
 - contact Membership—Carol Metner

Comox Valley Schoolhouse Quilters' Guild

www.schoolhousequilters.com



We are located at:

1930 Ryan Road East

Comox, BC V9M 4C9

Contact us at:

(250) 339-4059

or Toll Free 1(877)339-4059

email: huckleberrys@shaw.ca

You can also find us on:



Have you seen the wonderful online demos that Huckleberry's staff have been doing? If you missed them check them out here.

All their videos are on their YouTube channel

Most people may already know this – but just in case

Huckleberry's have been doing some you-tube videos – some a demos of a new product or ruler – some are just tours of the store – for anyone who might be missing just the visual of shopping

This is link to the latest 'store tour' – it is February of course no doubt there will be a March one but not sure when

https://www.youtube.com/watch?v=kEIYh_SRgr0

Comox Valley Schoolhouse Quilters' Guild

www.schoolhousequilters.com

SUNSHINE

We are looking forward to a healthy winter season. It will be so nice to see friends again at the hall and see what they have been working at for the last 20 months or so.

I have not had many cards to send out which is a good thing and hopefully means that you all have been as healthy as possible, shows you what masks and vaccines can help in the spread of various viruses, even the common cold.

Thank you so much for the donations of the cards. We are grateful for the card donations, and it makes my job easier. We have a good supply of cards for now. Don't forget to send along the info so I can send along a note of cheer.

It has come to my attention that some members are needing assistance in getting out to a meeting. Please let the executive know so we hopefully find some help for you.

Thanks, stay safe and healthy

Florence

Email me at: sunshine@schoolhousequilters.com



Comox Valley Schoolhouse Quilters' Guild

www.schoolhousequilters.com

Please wish everyone a Happy January Birthday



Tracy	Richards	1-4
Janis	Davis	1-12
Connie	Watson	1-17
Rona	Lawson	1-18
Sandra	Castiglia	1-20
Kathy	Meunier	1-28

Comox Valley Schoolhouse Quilters' Guild

www.schoolhousequilters.com

Guild Member's Personal Information

If you need to contact any of our guild members, executive or committee members please go to the **Members Only** page and then to **Memberships** on our website for the most up to date list of all email, addresses and phone numbers of current guild members. Remember you will need to be a paid member to get the userid and password to enter this area.

To protect the privacy of our guild members' personal phone numbers or email addresses will not be published in the newsletter unless specifically requested by the committee member. Most committees have a guild email address that is redirected to their personal address.

If your committee does not as yet have one or you are organizing a special event please send an email to our webmaster using

webmaster@schoolhousequilters.com

to request one.

As a paid member you have received the login and password for this members only section.

For newsletters you do not need to login to the Members Only section.

They are available on the main page and you will also receive the file (pdf format) via email from our Secretary.

Personal Information Changes

Please notify the Membership Committee of any changes to your email, phone number or address.

The Membership Committee will then pass this information on to those who need the information to update email lists, and membership files.

Keep your information up to date in order to receive email regarding guild events.

Comox Valley Schoolhouse Quilters' Guild

www.schoolhousequilters.com

Executive & Committees 2021–2022

President	Diane Cave	Treasurer	Colleen Love
Vice-President	Debbie Maxwell	Secretary	Beth Ritchie
	Past President	Jan Hill	

Community Quilts	Coordinator—Myra Shearer	
Comox Valley Transition Society	Barb Bocking	
Breast Cancer	Myra Shearer	
N. Island Health Newborns	Coby Sherstone	
Seniors	Nerissa Thomas	
Teddies & Toddlers	Gladi Lyall & Carreen Webber	
Pregnancy Care Centre	Nerissa Thomas	
Quilts of Valour	Nerissa Thomas	
Hall Open & Close	Carol Metner, Judy Morrison & their teams	
HAW	Hope Rychkun	
In-House Draws	Brenda Levirs	
Library	Anne Taschereau-Mamers, Myra Shearer, Margaret Yells, Shirley Krotz, Carol Metner	
Membership	Terryl Essery, Carol Metner	
Newsletter	Editor—Hope Rychkun	Advertising—Hope Rychkun
Photography	Barb Messer	
Programs	Marilyn Schick	
Refreshments	Mary Ellen Hall, Peggy Hawkins, Michelle Lampron	
Retreats	Janis Davis, Beverly Luck, Terry Duval	
Sunshine	Florence Labrecque	
Website	Sam Crewe	
Word Search Puzzle	Bev Michaluk	
Workshops	Clare Ireson, Diane Davies	

Word Search by Beverly Michaluk
Please bring to the February meeting

AROUND THE HOUSE

N	S	U	H	K	P	I	L	L	O	W	M	M
B	B	O	O	K	P	W	X	N	A	A	S	N
M	A	W	U	E	M	L	R	O	R	S	Z	E
T	O	F	K	Y	Z	A	M	A	Z	H	O	E
P	N	B	A	S	E	M	E	N	T	E	L	I
E	M	R	C	O	M	P	U	T	E	R	F	Z
M	I	O	B	V	Y	F	L	F	A	E	A	W
N	R	O	A	E	M	A	I	X	P	E	E	M
A	R	M	M	N	E	N	I	R	O	N	O	N
E	O	A	D	W	K	M	A	T	T	I	C	O
D	R	E	S	S	E	R	O	K	P	M	P	E
F	F	V	B	A	T	H	R	O	O	M	N	E
L	P	P	R	A	P	C	A	N	D	L	E	O

ATTIC BASEMENT BATHROOM BOOK BROOM CANDLE COMPUTER
DRESSER FAN FRAME IRON KEYS KNIFE LAMP MIRROR OVEN
PHOTO PILLOW TEAPOT WASHER