



Sew & Tell

January 2023

President's Message

Happy New Year



(Continued on page 2)

Comox Valley Schoolhouse Quilters' Guild

www.schoolhousequilters.com

BEE DAY

Come join the fun of a quilting bee day. This will be at the guild hall every 4th Thursday of the month. The first was held on November 24th with pattern and fabric supplied by the guild for this project.

Each 4th Thursday a new pattern will be supplied at the guild for you. You can make a block with supplied fabric and then use your own fabric to build a block, perhaps two, one for you and one for the Community Quilts quilt.


Hopefully some of us can do sashing, binding, quilting so that we can present a completed quilt. Patterns will only be supplied on the day at the hall since the intent is to do this together.

Come have some fun, get to know fellow guild members better, perhaps learn a new skill or enhance one.

If you have any questions contact Debbi, Peggy or Janis.

Your president

Debbie



Do You Need a Ride to Guild?

If you need a ride please contact Carol Metner (info on membership list) to arrange a ride. As we go into winter weather some of us might not come to guild because of driving conditions or prefer to not drive at night.

Please contact **Carol** and she will arrange rides.



December Christmas Potluck & Show n Tell



More Show & Tell



Comox Valley Schoolhouse Quilters' Guild

www.schoolhousequilters.com

More Show & Tell



President's Challenge

This year ladies, you don't have to stress about colours (ha ha).

My Challenge is for you to dig into your drawers or closets and pull out a ruler that you have had and been wanting to use for years, (**but never used**). Now is the Time.

Finished size 40x40 or four placemats.

When you sign up you have to have the name of the ruler and the ruler you are using.

Cost: \$5.00 for each entry

- register with **Theresa Pinke**

- 5 bucks 5 bucks 5 bucks", for each entry, due at time of registration.
- using a ruler you have not as yet used. Either already own or purchased.
- bring the ruler to registration so it can be listed with your registration.
- and must be used in your piece of work entry,
- minimum of 40" square or bigger, **or**, 4 placemats.
- the only other limit is your imagination.

Membership News

Thank you for all your renewals and if you haven't paid for this year please do so at the hall on Thursday as soon as possible.

We will be sending out a new password to the "Members only" part of the website to our members at the end of December.

If you have any questions or changes about the membership roster please direct them to Sharon Hansen or Pat McEwen on the membership committee.

If you have a friend who is interested in the guild please contact us and there's always somebody who is happy to welcome them for a tour on Thursday's.

[Membership Form](#)

Thank you

Sharon Hansen & Pat McEwen

Membership Committee



Comox Valley Schoolhouse Quilters' Guild

www.schoolhousequilters.com

More Show & Tell



Comox Valley Schoolhouse Quilters' Guild

www.schoolhousequilters.com

More Show & Tell



Comox Valley Schoolhouse Quilters' Guild

www.schoolhousequilters.com

And more Show & Tell plus Christmas



Comox Valley Schoolhouse Quilters' Guild

www.schoolhousequilters.com

And still more...



Community Quilts News - January 2023

Community Quilts has been busy distributing all the quilts that have been donated to us:

Heather Hodge and Joan Gurney delivered 10 quilts to The Views and 7 to Cumberland Lodge

Coby Sherstone took 14 quilts that the Baby Group made to Public Health on Dec. 8

Nerissa Thomas dropped off 7 at the Comox Valley Pregnancy Care Centre

Carreen Webber and Gladi Lyall visited Teddies and Toddlers at Vanier Secondary and left 5 quilts

Sandy Schille is still gathering quilts for the Transition Society (Lilli House) and will make a delivery in mid December.

A quilt was given to YANA to be used in their Big Love Auction fundraiser.

Myra Shearer delivered 30 Breast Cancer Comfort Kits to Breast Cancer Support in late November.

*A big **THANK YOU** to all the guild members who made these deliveries possible – without your support and generosity in donating quilts to us this wouldn't be possible.*

Craft Sale and Raffle

Community Quilts was part of the very successful Guild Craft Fair held in November. From the sale of items donated to us, we made \$260, which was deposited into our Guild account. And we received \$518 in raffle ticket sales; and had expenses of \$130.96 (gaming licence and printing costs) giving Community Quilts a profit of \$387.04. The winning ticket belonged to Joanna Mills, who was delighted with her win. This money had been deposited into a separate account and must be used to purchase materials used in making the quilts and breast cancer kits that we donate.

Community Quilts is always grateful to receive items that members want to donate to us, but we would prefer to be given completed quilts, instead of flimsies. In previous years, we had members that were willing to do the quilting for us, but that is no longer the case. We have taken flimsies from members who are no longer able to do the quilting, or are moving. If you have made a quilt top for us but don't have backing for it, there is now fabric in the storage room that might be suitable. And if anyone is interested in doing some quilting for Community Quilts, that would be appreciated. We could supply tops, batting and backing to anyone willing to do the quilting. Please contact Myra Shearer (myra.shearer@telus.net) if you are interested.

We were recently given a large donation of fabric. Some of it will go into the stash for Community Quilts, and some will be sold at a sale at the hall, probably in February.

Who Do We Donate To?

Some of our new members might not know much about the organizations or groups that Community Quilts supports. So for the next few months I will tell you a bit about them.

(Continued on page 14)

Comox Valley Schoolhouse Quilters' Guild

www.schoolhousequilters.com

(Continued from page 13)

The Baby Group

Are a group of 12 ladies (all guild members) who make baby quilts and is headed by Coby Sherstone.
They give the quilts to the Public Health Unit Nurses who give them out to 'needy' Mums and babies. All babies born in the Valley are seen in their homes by the Public Health Nurses.
They use mostly their own fabrics.
They accept appropriate fabrics from Guild members and they also get some from the free table.
Some use the Guild batting but most prefer to use their own
They recently purchased flannelette to be used as quilt backings; the money came from Community Quilts accounts.
All the quilts made do have a label on them indicating who made it for them, along with the Guild's address.
They also accept baby quilts and /or flimsies made by guild members. They finish them and put labels on the back of the quilts and attach a card with the Guild address.
They seldom hear back from any of the recipients.
Last year they donated 42 baby quilts to the Public Health Unit Nurses.

Suggested Sizes for Community Quilts

Seniors (The Views) 40" x 50" or 45" square

Adult lap (Lilli House) 45" x 60"

Children' 40" x 50"

Quilts of Valour 60" x 80"

Senior Quilts – are a smaller size because they are easier to use with a wheelchair, and are given to women and men.

Transition Society (Lilli House) – mostly young women with children of all ages.

Quilts of Valour – please check with quiltsvalour.ca website for suggestions

CAMP HOMEWOOD RETREAT

Sign-up now for February 22nd– 26th, 2023

This will be a **four** day retreat which provides us with lots of valued time for sewing and socializing. **Please note this retreat will run from 11am Wednesday to 11am Sunday.** Sign up will start at the **December** business meeting.

The cost per individual for the **four** days will range from \$352 to \$445 depending on the room you choose. **Please note there has been a 10% increase on daily rates.** The starting range of \$352. includes the three non-updated private rooms in the guesthouse, as well as bunk style dorm rooms in the main lodge which sleep up to 7. However on average there are usually anywhere from 2 to 5 in these rooms. Individuals in these rooms have shared bathroom/shower facilities. There is a separate handicapped washroom available to any that may require ease of access to toilet or shower. There are also newer rooms available which sleep up to 3 and have their own washroom, including shower/tub. The cost of these rooms per person will depend on how many are sharing.

All prices include 3 meals a day, along with snacks in the evening consisting of cookies/squares, fruit, coffee, tea, and hot chocolate. The meals at Camp Homewood are plentiful, with lots of selections at each meal . . . you will never walk away hungry!

(Continued on page 16)

Comox Valley Schoolhouse Quilters' Guild

www.schoolhousequilters.com

(Continued from page 15)

If you have never been to a retreat at Camp Homewood we urge you to give it a try. It is a lot of fun and a great way to get to know your fellow quilters. In the past we have seen a number of quilters who have attended retreat for the first time, and we continue to see more of them becoming regulars. If you wish to sign-up or for further information please contact one of the retreat coordinators listed below. Our contact details can be located on the guild website under "retreats" or by viewing the membership list.

A \$50 deposit is required upon registration with the balance due the beginning of February. We look forward to seeing all of our regulars as well as some first timers for the upcoming retreats. For those of you that plan ahead the fall retreat is booked for October 18th – 22nd, 2023.

Beverly Luck
Terry Vadeboncoeur
Janis Davis



**We're now closed
until January 10th.**

**Stay tuned for our online Boxing
Week Sales Event.**

**We'll keep you posted on
the particulars.**



Workshop News

We hope you had a wonderful Christmas break and are keen to take on some new challenges this year. In an effort to plan some workshops, we have been soliciting some ideas and expressions of interest for a number of topics We are always interested in more ideas, so keep them coming and we have some sheets to sign up 'expression of interest' on a number of topics, so that we gauge interest level before working out instructors, dates, prices, etc. There may be some reluctance to sign up on these sheets since no date is provided – but please note that an expression of interest is not a commitment. If enough people are interested in a particular topic, we will endeavour to find an instructor and plan a workshop

At this time – topics suggested include some skill based topics and some project topics

Walking Foot Quilting –

either a repeat of class done last September or moving on to Edge to Edge walking foot designs

Free motion Quilting – Ferns & Feathers

Thread Painting

New York Beauty Blocks

Needle Punch

Sew Together Bag

Stack & Whack

Clam Shell Quilt

Jelly Roll rug or placemat

Tuxedo Apron

Other ideas ???

Look for these sheets whenever I am at the Guild Hall.

SAVE THE DATE !

Mystery Quilt with Clare

Saturday March 11, 2023 – 9:30 am – 4:30 pm Fee : \$ 30.

Clare has once again offered to lead us through a mystery quilt project.

Supply list will be provided closer to date of workshop.

Sign-ups for this class will begin in January

Comox Valley Schoolhouse Quilters' Guild

www.schoolhousequilters.com

Registrations can be done at the regular meeting nights --- or whenever I am at the Guild Hall – starting January. RESERVE YOUR SPOT !

A photo of last year's project can be found in the photos in this newsletter.

Raelene Robertson & Jean Lewis
Workshop Committee

It is finished !

Thank you to Clare who led the Mystery Quilt class back in June. I'm certainly happy with how this turned out. I used a couple of tips we learned in Melissa Marginet's class when quilting this – the 8-pointed star and the paper folding technique to space out the border double diamond design – one from her book.

And I also want to thank Francine – who was working on her Kaffe pillowcases recently – although not able to purchase the actual fabrics used in this quilt, I was able to find some coordinating colours to add a pillowcase for this Christmas gift.

So good to share ideas and techniques

Jean Lewis



DREAM landscapes artful quilts with fast - piece applique


Rose Hughes

Martingale @ Company 2008


Guild Library #368

Unlike the December book review, which dealt with realism through thread painting, this book deals more in fantasy.

'DREAM landscapes' is about making art quilts quickly and takes you into a world of fascinating use of color, design and embellishments to achieve small artistic pieces based on your own designs. Learn Rose's technique and very soon you will have a 'work of art' in front of you!



The key to creating these wonderful quilts is a technique Rose calls 'Fast - pieced applique'. This method makes it easy to sew complex looking shapes in a jiffy. She has refined a method of making quilts using freezer paper with the raw fabric edges covered with various types of couched yarns.



The book begins with a primer on selecting fabrics, yarns and beads. Immediately, you are introduced to a simple project with clearly illustrated step - by - step instructions to learn 'fast - pieced applique'. The following four projects add more complexity to this method. You now discover the best way to work with large templates, embellish with beads, do freestyle piecing and more. Adding beads by hand or machine adds sparkle, dimension and texture to your quilt. This is all clearly shown in diagrams and photos.

If you are a visual learner, this book is ideal. Many large, colorful, detailed diagrams with a sprinkling of Rose's own work feature throughout the book, making her work very inspiring. In the final chapter, she shares her method of creating art quilt designs from photos and memories. A gallery of her work, followed by her students' work, gives readers ideas and confidence to make the quilts they envision.

Lois Warner

Comox Valley Schoolhouse Quilters' Guild

www.schoolhousequilters.com

Celebrating Quilts – A journey through the years

The first meeting for those interested in helping put on next June's event, was held on September 29. We were very pleased with the turnout – and with the enthusiasm shown by everyone.

At the Oct. 27 meeting we decided on what to call the event. After a few good suggestions (and all were very similar) it was decided to call the June event **Celebrating Quilts – a journey through the years**.

All the committee head positions have been filled, now we just need lots of volunteers to help them. There isn't much that can be done until early next year. The next meeting will be in January 2023.

Committee Heads

Co-chairs	Carol Metner	Myra Shearer
Secretary	Beth Ritchie	
Set up / take down	Judy Morrison	
Liaison with CVEX – frames	Judy Morrison	
Quilt Registration – paperwork	Rosanne Tinckler	
Quilt intake & return	Sandi MacDonnell	Sandra Longland
Gift Basket Raffles	Sharon Hansen	Theresa Pinke
Volunteers	Clare Ireson	
Guild Boutique	Jan Hill	Anne McCullough
Demonstrations / displays	Tina Manders	Gayle Hampton
Guild Notification	Hope Ryckun	
Vendors	Patti Kemp	
Liaison with Cumberland Village	Diane Cave	
Treasurer	Colleen Love	
Photographer	Barb Messer	
Awards	Raelene Robertson	
Tea Room	Kathy Rankin	Michelle Lampron

Comox Valley Schoolhouse Quilters' Guild

www.schoolhousequilters.com

Program

I, Judy Morrison, as the new Parttime Program Facilitator, have a request for the January monthly meeting.

The program at the meeting is by all of us. If you have one, please bring a UFO (UnFinished Object (I prefer project)) or an NES (Not Even Started i.e. you have bought the fabric and the pattern) that is:

- at least three years old
- probably never will be sewn by you, but you just can't bring yourself to throw it out .

You will have time at the meeting to display your item and tell us something about it.

The Program should be fun but we do need participation.

If you have any questions please contact me directly.

Community Quilt Block

In keeping with the monthly theme of group participation for a quilt block please bring one 4.5" block that would be suitable for an 'I Spy' quilt. The pattern adds two borders to that block and the Schoolhouse Quilters will provide the pattern and enough borders for one block per person. If you wish to make more, bring a couple of contrasting solid fabrics for each block.

If you have a 9.5" cutting square please bring it.

Judy Morrison will be in charge of the pattern for January and basic directions.

If you have any questions please contact her directly.

Comox Valley Schoolhouse Quilters' Guild

www.schoolhousequilters.com



105 Nored Plaza
6750 N Island Hwy . Nanaimo, BC
250-390-3602. www.sergesew.com

Authorized Dealer for PFAFF & BABYLOCK Sewing machines, sergers & machine repairs.

- * Pfaff sewing machine sale is on. Phone us for the details. Thank you.
- * We carry a large selection of hardware, notions, patterns and fabric for BAG-MAKING!
- * Classes coming this Spring-watch for our January Newsletter or check our website.
- * We are happy to take special orders for you-just ask! (pre-payment may be required).



Wishing every day of
the **new year** to be filled
with success, happiness and
prosperity for you.

Happy New Year!

BIB n' TUCKER QUILTING

Beat the January Blues

Closed Dec 31, Jan 1,2

All predominately blue prints

All white/ecru tone on tones

**20% off – 30% off 2m or more(same bolt)
½ m min cuts**

**Inventory Clearance continues to
Sat. January 14th**

1006 Craigflower Road Victoria BC V9A 2Y1

386-6512 Tues, Wed, Thurs 11-3, Sat 12-4

Comox Valley Schoolhouse Quilters' Guild

www.schoolhousequilters.com

Membership Dues 2022—2023

Time once again to submit your membership dues. We are so lucky to have the hall every Thursday from 9 to 9, not many guilds do.

Membership dues are \$60 and please fill in a NEW form with current information and submit with your payment.

Membership form can be found on the first page of our website, just scroll down, click on the link and print the form.

www.schoolhousequilters.com

Looking forward to seeing everyone at the guild.

Newsletter Advertising:

To advertise in the newsletter please contact Hope Rychkun for rates. Submit advertising by the **15th** of the month for inclusion in the next month.

editor@schoolhousequilters.com

Newsletter Deadline:

Please submit all entries for the newsletter by the **15th** of the month for inclusion in the next month's newsletter.

Submit articles to Hope (current editor) using the email:

editor@schoolhousequilters.com

Normally our guild meets every Thursday from 9:00am to 9:00pm for quilting at the Cumberland OAP Hall.

General Meeting (September to June) on the **1st** Thursday of each month at **6:30 pm**

Executive Meeting (September to June) **3rd** Thursday of each month at 1:00pm

Our Website:

www.schoolhousequilters.com

Your One Stop Quilting and Sewing Machine Store on Vancouver Island!

Discover the world of sewing!
Wander through our store for a refreshing experience

2023 SAVINGS - 20% OFF
ALL REGULAR PRICE MERCHANDISE

Excludes sewing machines, furniture and all items ending in .99
Bring in this Coupon to Redeem.
Cannot be combined with other offers.
Expires December 31/2023

OPEN: Tues.-Sat. 9:30-5:30
CLOSED: Sun. & Mon.

"Like" us on facebook
Snip & Stitch Sewing Centre

Follow us on Instagram
@KathySchroter

Snip & Stitch
SEWING CENTRE
NANAIMO

#1-4047 Norwell Drive
Nanaimo, B.C. V9T 1Y6
1-250-756-2176
1-800-789-1730
info@snipandstitch.com
www.snipandstitch.com

Authorized Dealer of: **BERNINA** made to create **Husqvarna VIKING®** **JANOME** Reliability by Design



Meeting Refreshment Goodies



This revised schedule takes us into the two meetings in December and June that are "pot Luck".

Please remember to bring your own mug. Fee is by donation and recommended at \$5.00 for year (or 0.50 per cup).

New schedule for goodies donations for refreshment table at our monthly meeting is as follows:

LAST NAMES STARTING WITH

SEPT	A, B, C
OCT	D, E, F
NOV	G, H, I
DEC	ALL - POTLUCK DINNER
JAN	J, K
FEB	L, Mc and Mac
MAR	M
APR	N, O, P, Q, R, S
MAY	T, U, V, W, X, Y, Z
JUNE	ALL - POTLUCK DINNER

Comox Valley Schoolhouse Quilters' Guild

www.schoolhousequilters.com



Langford-
117, C2401 Millstream Rd.

Duncan-
180 Trunk Rd.

Courtenay-
2175 Cliffe Ave.

Campbell River-
180-1100 Homewood Rd



JOY OF QUILTING
CUSTOM LONGARM SERVICES
1-778-427-6802

Our members have been busy...

Wanda has been busy

I finally finished a quilt for myself and one for a friend's daughter who LOVES the Grinch!



Pat N. has been busy

Besides my favorite hobby of quilting/sewing/etc., I have an outdoor hobby which is caring for my 4 little chickens. This cold & snow weather is a new experience for these little hens as they are only 10 months old. They certainly are curious as to where their stomping grounds have gone.

It didn't seem to bother them, me holding their feet, it's been so cold. They'll stand on one foot for quite a while and then hop to the other foot; ha No Doubt! We're hoping for warmer days ahead. All the Best to all of us in 2023. Patsy



Comox Valley Schoolhouse Quilters' Guild

www.schoolhousequilters.com

Anita has been busy...

Placemats, cat beds & a bag



Comox Valley Schoolhouse Quilters' Guild

www.schoolhousequilters.com

More from Pat

December is such a busy month with everyone getting ready for the Big Birthday Bash, December 25th.

I saw this Wall Hanging Design in a quilt magazine and I wanted to make it, not only for Christmas, but for the Winter months. I used lots of scraps and a leftover charm packs. It all came together quite easily.



Colleen Z. has been busy

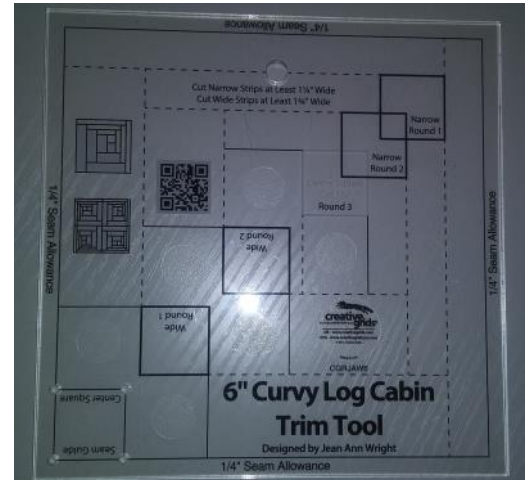


Lost, Found & for Sale

Is this your ruler ?

I was sewing at the Guild on Thursday Nov. 24th – on my scrappy curved log cabin blocks. When I eventually unpacked my sewing stuff – a good while after --- I discovered I had TWO of these rulers in my bag so obviously I picked up someone else's ruler as well as my own.

I don't remember anyone else working on a curvy log cabin – so I am searching for it's owner. I shall have this with me when I go out to sew days – but you may need it sooner Please contact me and I'll arrange to get this to you so you can continue your project – my contact information can be found in the Membership List.



A good reminder to me ~~~ to put my name or initials on tools I take out to sew days – if I had done that, I would never have picked up one that didn't have my name on it ☹️

6 inch square – Curvy Log Cabin Ruler

Jean Lewis

Coby Sherstone

For Sale a SewEzi (5024) insert for a “brother NOV-IS NS40e” sewing machine.

This insert fits into a SewEzi table.

Asking \$40.00



IN-



What to do if:

1. You didn't receive the current newsletter
 - contact **editor@schoolhousequilters.com**
 - or check our website as it is posted on the Newsletter page
2. You don't know the new website Members Only Password
 - contact Membership
3. Any changes to your membership information such as phone number, home address or email
 - contact Membership

Comox Valley Schoolhouse Quilters' Guild

www.schoolhousequilters.com

November 14 – January 31, 2023

A Sewist's

WONDERLAND

An explosion of color, value, and possibilities



B 770 QE PLUS
Kaffe Edition

Gift with purchase
over a \$1,900 value



[Learn more](#) **\$6,899 | Save \$2,000**
MSRP \$8,999



BERNINA
SALES • SERVICE • SUPPORT

STORE HOURS

Monday- Friday 10am-5pm
Saturday 10am-4:30pm
Sunday 12-4pm
Closed Holidays

1930 Ryan Road East, Comox BC
250-339-4059 or 1-877-339-4059
huckleberrys@shaw.ca

Have you seen the wonderful online demos that Huckleberry's staff have been doing? If you missed them check them out here.

All their videos are on their YouTube channel

Most people may already know this – but just in case

Huckleberry's have been doing some you-tube videos – some a demos of a new product or ruler – some are just tours of the store – for anyone who might be missing just the visual of shopping

This is link to the latest 'store tour' – it is February of course no doubt there will be a March one but not sure when

https://www.youtube.com/watch?v=kEIYh_SRgr0

SUNSHINE

I am so glad to see more quilters coming out each week for sew days.

It seems as if all our precautions have paid off as I have not heard of any members that have been very ill.

Please do not forget to call or email me if you have heard of anyone that needs some sunshine.

Thank you so much for the donations of the cards. We are grateful for the card donations, and it makes my job easier. We have a good supply of cards for now. Don't forget to send along the info so I can send along a note of cheer.

It has come to my attention that some members are needing assistance in getting out to a meeting. Please let the executive know so we hopefully find some help for you.

Thanks, stay safe and healthy

Florence

Email me at: sunshine@schoolhousequilters.com

Please wish everyone a Happy **January** Birthday



Tracy	Richards	1-4
Susan	Plankenhorn	1-4
Janis	Davis	1-12
Connie	Watson	1-17
Rona	Lawson	1-18
Sandra	Castiglia	1-20
Kathy	Meunier	1-28
Lesle	Keith-Murry	1-30
Janice	Valant	1-30

Comox Valley Schoolhouse Quilters' Guild

www.schoolhousequilters.com

Guild Member's Personal Information

If you need to contact any of our guild members, executive or committee members please go to the **Members Only** page and then to **Memberships** on our website for the most up to date list of all email, addresses and phone numbers of current guild members. Remember you will need to be a paid member to get the userid and password to enter this area.

To protect the privacy of our guild members' personal phone numbers or email addresses will not be published in the newsletter unless specifically requested by the committee member. Most committees have a guild email address that is redirected to their personal address.

If your committee does not as yet have one or you are organizing a special event please send an email to our webmaster using

webmaster@schoolhousequilters.com

to request one.

As a paid member you have received the login and password for this members only section.

For newsletters you do not need to login to the Members Only section.

They are available on the main page and you will also receive the file (pdf format) via email from our Secretary.

Personal Information Changes

Please notify the Membership Committee of any changes to your email, phone number or address.

The Membership Committee will then pass this information on to those who need the information to update email lists, and membership files.

Keep your information up to date in order to receive email regarding guild events.

Comox Valley Schoolhouse Quilters' Guild

www.schoolhousequilters.com

Executive & Committees 2022–2023

President	Debbie Maxwell	Treasurer	Peggy Hawkins
Vice-President	Therese Pinke	Secretary	Marlene Hooper
	Past President	Diane Cave	

Community Quilts	Coordinator—Myra Shearer	
Comox Valley Transition Society	Sandy Schille	
Breast Cancer	Myra Shearer	
N. Island Health Newborns	Coby Sherstone	
Seniors	Heather Hodge & Joan Gurney	
Teddies & Toddlers	Gladi Lyall & Carreen Webber	
Pregnancy Care Centre	Nerissa Thomas	
Quilts of Valour	Nerissa Thomas	
Hall Open & Close	Carol Metner, Judy Morrison & their teams	
HAW	Hope Rychkun	
In-House Draws	Brenda Levirs	
Library	Beth Ritchie & Diane Cave	
Membership	Sharon Hansen & Pat McEwen	
Newsletter	Editor—Hope Rychkun	Advertising—Hope Rychkun
Photography	Barb Messer	
Programs	Marilyn Schick	
Refreshments	Kathy Rankin	
Retreats	Janis Davis, Beverly Luck, Terry Duval	
Sunshine	Florence Labrecque	
Website	Tracey Jamieson	
Word Search Puzzle	Bev Michaluk	
Workshops	Raelene Roberts & Jean Lewis	

Name: _____ Date: _____

CHARLOTTE'S WEB

M Z Y S A M E Y E K F G N K M L V O F A F A R M
 Z B S A P P C T C N W D U N N H I F L L J H A I
 L Y A D I N T D J C K O D T Z O G V X O P H E R
 A A L O O O V P W D Z Y D B N I T T V Y A N N C
 D K U I L B W S I E Q I L P P A M E V Y Q U A X
 E Y T R T I P U L T W J R E J J I R L B N I R Z
 M V A T B N G L B B K X M A F Q U D E P P Y A V
 C H T Q M X Z P U G N O F L Y L K L A Q M N P K
 C T I D Z K I I R C S H L R U D B J P R I E T B
 C G O I K F H G W K X X E P U M N V O U E G T S
 N O N D O H Y P K H I V B F U S R E D I P S E I
 C Q S N R L A E W L A R V H G S Y J Q I Y I O Y
 A D H E J D O N N D R I S Q D H Z O D O K B J M
 X K H R K X O C S S I A I K F W U S E N B B W Z
 F A M U H S P R F Y T F Q E Q I C S L I D H X H
 P P H K Y U Z G I M Y Y O F F K K U B Y N X T G
 R R U M F P U A Z A Z T E B Y X E F A F R P Z U
 A X I R E F O Q G Y N N I U M N R R R I E M U C
 F F H W T E G G S A C U L U A U M K A L U R T T
 W K Q J I J C J V G K O L M E Y A S L A M I N A
 Q A D Y H D R I R C N C E R U Q N T F V B F D D
 U B X L W D A X W M L S N I M R X U T J O Y H A
 C U E H B U H M O G R N W Y N J S N D P F D S V
 I Z J W E V K Q L S Y S O E B Z B D Q L W K L W

ANIMALS
 CHARLOTTE
 EGG SAC
 JOY
 RADIANT
 TEMPLETON

ARABLE
 COUNTY FAIR
 FARM
 LURVY
 SALUTATIONS
 WEB

ARANEA
 DR DORIAN
 FERN
 NELLIE
 SOME PIG
 WILBUR

AVERY
 EB WHITE
 HUMBLE
 PIG PEN
 SPIDERS
 ZUCKERMAN