



**June 2025**

## **President's Message**

As my year as your President comes to a close, I want to thank each and every one of you for the opportunity to serve. It has truly been an honour. I've learned so much, not just about our guild, but about myself. Who knew we could still grow and learn in new ways at our age?

I still remember how nervous I was on my very first meeting night. But you all made me feel welcome and supported from the very beginning, and for that, I am so grateful.

To anyone who thinks, "Volunteering isn't for me," or "I'm not comfortable speaking in front of people," I say, you can do it. I used to think the same thing, but this experience has changed my perspective completely.

It's been an incredible way to feel more connected to our guild and to get to know so many wonderful people on a deeper level.

Thank you for a memorable and meaningful year!

Sandra Castiglia

## Comox Valley Schoolhouse Quilters' Guild

[www.schoolhousequilters.com](http://www.schoolhousequilters.com)

**Your One Stop Quilting and Sewing Machine Store on Vancouver Island!**

Discover the world of sewing!  
Wander through our store for a refreshing experience

**2025 SAVINGS - 20% OFF**  
**ALL REGULAR PRICE MERCHANDISE**  
Excludes sewing machines, furniture and all items ending in .99  
Bring in this Coupon to Redeem.  
Cannot be combined with other offers.  
Expires June 30th, 2025

OPEN: Tues.-Sat. 9:30-5:30  
CLOSED: Sun. & Mon.

"Like" us on facebook  
Snip & Stitch Sewing Centre

Follow us on Instagram  
@KathySchroter

**Snip & Stitch**  
SEWING CENTRE  
NANAIMO

#1-4047 Norwell Drive  
Nanaimo, B.C. V9T 1Y6  
1-250-756-2176  
1-800-789-1730  
info@snipandstitch.com  
www.snipandstitch.com

Authorized Dealer of:

**BERNINA**  
made to create

**Husqvarna**  
VIKING®

**JANOME**  
Reliability by Design



105 Nored Plaza  
6750 N Island Hwy . Nanaimo, BC  
250-390-3602. [www.sergesew.com](http://www.sergesew.com)

**Authorized Dealer for PFAFF & BABYLOCK**  
Sewing machines, sergers & machine repairs.

- \* Flannel 108" wide backing is now back in stock!
- \* We carry a large selection of hardware, notions, patterns and fabrics for BAG-MAKING!
- \* Restocked: Variety of colours of faux leather and corks.
- \* Sew with friends on Social Sew Day! (Thursdays or by request)



## Website Updates 2025

Tara is aiming to switch over the website by the end of June. In order to do that we will have a **2 week blackout period from June 30 - July 11.**

During that time, **the site will be down, AND there will be no access to @schoolhousequilters.com emails.**

Anyone who is using a guild email please empty and save whatever email you need, just forward them to your personal email for safe keeping by June 30th.

Questions, contact either Tara or myself.

Hope

**Comox Valley Schoolhouse Quilters' Guild**

[www.schoolhousequilters.com](http://www.schoolhousequilters.com)

***November Quilt and Craft Sale***

***November 7 & 8 2025***

***Courtenay Lawn Bowling Club***

We are once again looking forward to our annual Quilt and Craft Sale.

We have booked the Courtenay Lawn Bowling Clubhouse for our annual Quilt and Craft Sale on **Friday November 7th from 1:00-6:00pm and Saturday November 8th 10:00am to 4:00pm.**

Our previous sales here have been very successful, so we plan to follow the same format. We know that many of you participate in crafts other than quilting. We have a fairly large space all to ourselves so are encouraging you to include any other craft items you make in our sale.

While we do like to have a significant Christmas presence, it is not restricted to that; many people like to pick up birthday and other gifts as well. We love to have quilts for sale, but smaller pieces are our best sellers.

Just a reminder... this is a guild members' sale, so it is not appropriate to be selling things that your friends, spouses, business partners etc., have made.

We do hope that many of you will choose to participate this year. If you are interested, please contact Couleen Maryschuk (see Membership list for email) and we will pass on the details to you.

Happy quilting; looking forward to seeing you all soon!

## Comox Valley Schoolhouse Quilters' Guild

[www.schoolhousequilters.com](http://www.schoolhousequilters.com)



We are located at:  
1930 Ryan Road East Comox, BC V9M 4C9  
Contact us at:  
(250) 339-4059  
or Toll Free 1(877)339-4059  
email: [huckleberrys@shaw.ca](mailto:huckleberrys@shaw.ca)



**Last Sale till our 31<sup>st</sup> Birthday Sale in September!**

**Books & Patterns 25% off**

**Wednesday, June 11-Saturday, June 14/25**



**Month of June Sale @  
30% off Reg. Price**

**All Stock of: KAFFE  
FASSETT**

**Langford-**  
117, C2401 Millstream Rd.  
[@blacksheeplangford](#)

**Duncan-**  
180 Trunk Rd.  
[@blacksheepduncan](#)

**Courtenay-**  
2175 Cliffe Ave.  
[@blacksheepcourtenay](#)

*Free Spirit*

**Black Sheep Loyalty Stamp Card!**  
Sign up for email updates to  
start a Stamp Card, then  
**\*Buy 12m & get 1m Free!**  
\*Some exclusions apply, see instore



## **Breast Cancer Bags**

Our hospital needs 30 Breast Cancer bags, that our guild makes, **every 3 months!**

As Myra has stepped down, Carol Metner, Raelene Robertson, and Janis Davis have taken on this committee's mandate.

To this end, every 3 months, we will be hosting a sew day where members may make one (or more) of these kits.

Instruction if needed, will be available on these days.

These will be held on July 10.

We shall be making kits on the first Thursday of those months in preparation for these sew days.

We are hoping that several of you will accept this challenge to make these much needed and appreciated items.

Raelene

**[Click here for pattern & instructions](#)**

## Comox Valley Schoolhouse Quilters' Guild

[www.schoolhousequilters.com](http://www.schoolhousequilters.com)

An article by Sharon H.

Where does your inspiration come from? Is it a pattern on line or from a book in the library, or maybe someone else has inspired you with their latest project? I am always inspired by my fellow quilters and their creativity with colours, designs or a new ruler.

My mother was a seamstress so I was drawn to sewing at an early age and then Home Ec. Class and sewing clothes for my family. I took a knit sewing class in North Bay, Ontario and I started making sweatshirts and polo shirts for my kids. I was sewing a garment almost every day, I was so excited at how quick it went.

I started quilting in 1992 and the lady at the quilt shop said you'll be hooked with your first quilt, and I believe she was right. I started with the Trip Around The World and then a Log Cabin quilt. Those quilts are still being loved by my family and that is very heartwarming. 😊

Since then, I've made many table runners, baby, lap size, and bed quilts and I love the whole process. I've made many good friends along the way and look forward to many more projects and good times with my quilting friends.

If you are like me, you have a stash and mine is sorted by color and type like batiks, flannels, and neutrals. I usually pick fabrics I want to use and then go looking for a pattern that will suit so then I'm using what I have on hand. Sometimes I want to try a technique and that stirs more creativity. I think my passion is making scrappy quilts, making something from scraps can be very rewarding as you are making good use of some orphan strips or blocks.

Take a second look at your scraps and check out a book at the library, there's no end to the possibilities. 😊 📖 Happy quilting.

Sharon H.



# **YEAR END POTLUCK DINNER**

**JUNE 12, 2025 at 5 PM**



Our year end potluck dinner will be held on June 12th at 5 pm. We hope you can all attend!

Please bring the following items:

Plate, dessert bowl or small plate, mug, fork, knife, spoon and place mat.

Sweet or savoury dish (if your dish is gluten free please let us know so that we can provide a gluten free section for the members that require gluten free food).

The ovens will be on from 4pm for food warming only.


For those who are participating in the President's Challenge please bring your completed item for Show and Tell.

If anyone would like to help us at the dinner please let us know at the May meeting or sew day.

If anyone needs transportation to the dinner please let Colleen or Kathy know and we will arrange a ride.

## Comox Valley Schoolhouse Quilters' Guild

[www.schoolhousequilters.com](http://www.schoolhousequilters.com)



### **Have you heard ???**

#### **President's Challenge this year is the " HST "**

*(half square triangle – one of the most common, most versatile quilt blocks).*

*What is your favorite layout for these ? – stars ? chevrons ? flying geese ? – or are you ready to try some new layout ? Do you have a preferred method for trimming these to size ? Sometimes, the options seem unlimited.*

#### **To Enter this year's President Challenge :**

*Register with Gayle Hampton – cost is \$ 5.00. If you complete your project by June, your \$ 5. is returned - --- but, if you don't – the money goes to Community Quilts*

*Use your scrap HST's from previous projects – or make new ones*

*Any size project will be accepted – as long as the main focus is HST (although you can include other blocks in your layout)*

#### **The Library has many MANY books / patterns to provide options and ideas for you.**

*Books can be signed out for 1 month periods – if you need to keep it longer, then please return it to ensure no one else has requested it – and then sign it out again.*

*To request a book – there are small post-it notes on the cupboard door – write your name on it and then stick it to the card in the sign out book .....*

*If you return a book and find a request on your sign out card – please let the person waiting know that you've returned it.*

*If you don't know how to sign books in / out of Library, just ask another Guild member of the process.*

*Diane, Jean*

## Community Quilts

### L'Arche Comox Valley

Representatives from L'Arche Comox Valley attended our meeting in February to tell us about the programs they provide. They have 10 "live-in residents" as well as providing many activities to folks still living with family in the Valley. A request was received for 10 quilts – for the beds of those who live-in. This request was approved – and quilts have now been delivered to them. Thank you to all who contribute to Community Quilts and this project.

### Fidget Mats

We have received a request from Ocean Front Village (that new facility at 29<sup>th</sup> & Cliffe). The Recreation Manager for the long term care area is looking for activities that the residents can connect with. Touch is one of the biggest senses that residents use - and fidget blankets are a wonderful way to present that.

The ideal fidget blanket is lap size (think large placement or Fat Quarter Size) – and have multiple types of fabrics, textures, etc. – but these must be **securely fastened** – and items that can be washed or wiped clean.

Bold patterns and prints are visually appealing to residents who may be experiencing cognitive decline or vision loss. Some residents like to find patterns like an 'eye-spy' game with some fabrics – pockets, buckles, ribbons are usually well received. Some gentlemen, though – who may be intrigued by them sometimes avoid trying these if patterns or materials are too feminine – so it would be great if some of our 'creations' have a more masculine options to engage those who are not immediately drawn to pops of colour.

A short discussion was held at the April meeting – and since the request is

*(Continued on page 12)*

## Comox Valley Schoolhouse Quilters' Guild

[www.schoolhousequilters.com](http://www.schoolhousequilters.com)

*(Continued from page 11)*

only for 12 of these, there was enough interest to proceed with this request. We all have lots of creative abilities, even though this is not usually what we apply those skills to. We hope to be able to fulfil this request by end of June.

Raelene will be doing a demo about making Fidget Mats soon – so read her Workshop Report. Hope you attend this session and see how easy and fun these are to make.

### Community Quilts – Diane Cave



# HAW 2025

## CAMPBELL RIVER FRIENDSHIP GUILD

**THEME:** CELEBRATING CANADA

**SAVE THE DATE:** OCTOBER 18<sup>th</sup>, 2025

**LOCATION:** EAGLES HALL 1999 14<sup>th</sup> AVE. CAMPBELL RIVER

**TIME:** 9:30-approximately 3:00pm

**COST:** \$25.00

**QUILT CHALLENGE:** “CELEBRATING CANADA “

I will have the registration form at guild meetings if you want to sign up and pay early. June guild meeting is the deadline for signing up for this fun day.

Hope

This is the quilt block if you choose to make one. I have the pdf file and can share and I will put it on our website.





## Comox Valley Schoolhouse Quilters' Guild

[www.schoolhousequilters.com](http://www.schoolhousequilters.com)

### **Workshops – June Newsletter**

The Fidget quilt demo was attended by about 10 people. To my delight, 10 quilts have been promised to be made. We hope to have these completed by mid-summer. I have asked those who can, to bring what they have done, to the potluck dinner to show the membership what variety is possible in these mini quilts.

#### **June 19 – Freezer Paper piecing Jean Lewis 10 am.**

Usually this method, involves tearing away your freezer paper template. Come learn this useful and different way to piece accurately.

#### **July 10 – HST – Barb Messer - 10 am**

We have all made HST. Come learn more tips, and the pros and cons from Barb.

##### **Pros:** Efficiency

Speed

Fabric Waste Reduction

Precision

Versatility

##### **Cons:** Bias Edges: Some methods, produce HSTs with bias edges

Increased Risk of Stretching

Trimming Challenges

#### **August 14 – Hand Quilting -10 am**

Learn this unique look to quilting! Raelene, Alexis, Tavey and Marjorie will share their knowledge and demonstrate their unique styles. Come view how to do this dying art.

#### **September 11 – Christmas gift bag sew along - 10 am**

Fund Raiser for community quilts.

#### **October 9 – Sharon Pedersen-** binding with joins at the corners.

# SUNSHINE

It is good to see so many quilters coming out to enjoy our Thursday sew days and business meetings. Hopefully this is an indication that we are all remaining healthy.

However, as we know, "life happens" and sometimes we all need a little CHEER.

If you know of any of your fellow quilters who are in need of a little cheer, for whatever reason, please do not hesitate to let me know.

Also, a reminder that if you know of anybody who would like assistance in getting out to a meeting, please let the executive know so we can arrange for that assistance.

Thanks, stay safe and healthy.

Beverly L.

Email : [sunshine@schoolhousequilters.com](mailto:sunshine@schoolhousequilters.com)



## Comox Valley Schoolhouse Quilters' Guild

[www.schoolhousequilters.com](http://www.schoolhousequilters.com)

### Library Newsletter Article – for June 2025 Newsletter

#### HAVE YOU EVER USED THIS RULER ???

When we were going through a boxful of donated books, we came across a pamphlet with instructions for use of the "Square in a Square Technique Ruler by Jodi Barrows. We also noticed that we actually HAVE this ruler in our collection in the storeroom. This ruler does not look at all like what you would expect from the name. Using this ruler is an entirely different way of creating a variety of units – all in search of guaranteeing you to have the proper 1/4" seam allowance to save your points. In fact – they suggest you can use for any size of HST / Flying Geese / Quarter Square Triangles / Pineapple units – as well as 37 other 'options'. This pamphlet covers Options 1 through 7. So you might just want to try it out for yourself one day soon.

I know people out of town who use this technique and LOVE IT.

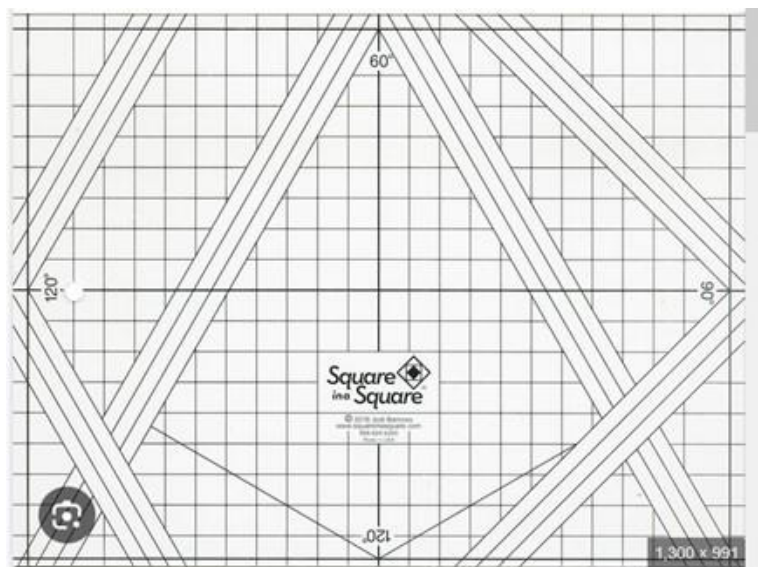

Since we have access to this ruler – our question to you is – Do you use it ? Would you be willing to give a demonstration of how to use this ruler ? OR --- should we even keep this ruler in our Guild collection ?

Courtesy of the internet and you tube – there are a number of easily accessible directions about this ruler .....


Below are just a couple of references – one to Jodi Barrows webpage (designer of this ruler) – and she has done a series of Webinars showing techniques to use this – the first of her webinars is linked below ..... but you can google many other you tube sessions on use of this technique.

<https://www.squareinasquare.com/> Jodi Barrow's webpage

<https://www.youtube.com/watch?v=R7WIO0fF45o>



**Color Magic for Quilters**  
**Ann Seely and Joyce Stewart**  
**Rodale 1997**  
**Quilt Guild Library #393**



Color Magic for Quilters, cowritten by award winning sisters, Ann Seely and Joyce Stewart, is a great resource for anyone who has ever felt unsure about choosing and combining colors and fabrics. The authors have transformed the basic color theories into simple language that any quilter can understand. Using the color wheel as a starting point, quilters can explore color relationships to produce beautiful quilts. The book contains no fancy color theories - just a few simple guidelines that will help quilters choose color and use them effectively.

From a discussion of the color wheel, the book moves on to "color harmonies". Beginning with a single color harmony (monochromatic) through side by side color harmonies (analogous) right through to multi color harmonies, we are shown 24 easy to understand color formulas for combining colors and fabrics. There are over 250 quilt blocks with exciting color and fabric combinations - a never ending source of inspiration for all your projects.

The section titled "Color Workshop" is a treasure trove of easily understood information, from understanding visual texture to changing the mood by changing the fabric. In addition, discussions include color symbolism (e.g. violet is the color of royalty and spirituality) and how some poets and musicians have used color names to describe feeling and sounds. Interesting!

Color Magic for Quilters ends with 12 projects. Each project gives clear, simple directions, a materials list, finished size and skill level needed. As an example, "Butterflies are Free", a small quilt on page 145, features the 'opposite colors with an accent' harmony. In this case, blue-violet, yellow-orange and an accent of red-orange are used. However, if this particular combination doesn't appeal to you, check out pages 53 and 54. Here you will find a description of how to find an accent color, as well as six more color options within this harmony. Seems simple, doesn't it!

From "Crayonbox Memories" by the authors, to helpful hints from Hazel, the homemade doll, this book is very readable. Simple color terms that are easy to remember and use, make this book a colorful winner.

Have a great summer, Lois Warner

## Comox Valley Schoolhouse Quilters' Guild

[www.schoolhousequilters.com](http://www.schoolhousequilters.com)

### What has MJ been up to??

**My husband and I had our first triathlon at Westwood Lake in Nanaimo on Sunday 11 May. My job was to monitor the bike course for 2 distances. Sprint is 10 K, and Standard is 20 K bike course. It was chilly and overcast in the morning with an air temp of 10.5 C at 6:30 am. Best part – it did not rain.**

**Tks**

**MJ**



### Raelene's Demo





## **Camp Homewood Quilt Retreats**

### **SQG Retreat at Homewood 2025**

Homewood has been booked for October 1 - 5, 2025.

We have 32 people plus one person for 2 days.

Please pay the full amount less your deposit at the June Meeting, cheque or cash made out to Schoolhouse Quilters Final payment no later than 26th of June 2025.

Please include the extra \$24 if you have special dietary requirements.

If you wish to pay by e-transfer, please e-mail me first. I will be away from 21 May - 13 June. Brenda Levirs or Debbie Maxwell will have the books and accept your payments while I am away.

Christine Richardson from Fibre Expressions in Halfmoon Bay will have a Pop-Up Sale. If there is any items you are looking for, please check out her website and let her know what to bring to the retreat.

[www.fibreexpressions.com](http://www.fibreexpressions.com)

Thank you!

Barb (Debbie & Brenda)

[retreat@schoolhousequilters.com](mailto:retreat@schoolhousequilters.com)

[Guest Groups • Camp Homewood](#)

[www.fibreexpressions.com](http://www.fibreexpressions.com)

## Happy June July & August Birthday



### June

Jane	McGiffin	6-3
Gayle	Hampton	6-4
Pat	McEwen	6-5
Barbara	Messer	6-8
Sheila	Scrase	6-16
Beverly	Luck	6-20
Couleen	Maryschuk	6-25
Raelene	Robertson	6-28

### July

Stefan	Harrbich	7-2
Colleen	Zuchetto	7-10
Kamille	Kirby	7-11
Joy	Whitehouse	7-15
Lorraine	Terretta	7-16
Diane	Cave	7-22
Pat	Norad	7-23
JulieAnn	Mercer	7-23
Sandy	Schille	7-26
Marlene	Hooper	7-28
Jackie	Greening	7-31

### August


Shelley	Lyall	8-4
Debbie	Maxwell	8-14
Karen	Ross	8-18
Anne	Taschereau Mamers	8-21
Margaret	Ryan	8-23
Nerissa	Thomas	8-25
Kathy	Rankin	8-27
Bonnie	Lineker	8-29

## Comox Valley Schoolhouse Quilters' Guild

[www.schoolhousequilters.com](http://www.schoolhousequilters.com)

### May Demo

Program for May was your old fabric that you've had for a long time and your newest fabric. see if your tastes have changed.



## Comox Valley Schoolhouse Quilters' Guild

[www.schoolhousequilters.com](http://www.schoolhousequilters.com)

### Membership Dues 2025—2026

Time once again to submit your membership dues. We are so lucky to have the hall every Thursday from 9 to 9, not many guilds do.

Membership dues are \$60 and please fill in a NEW form with current information and submit with your payment.

Membership form can be found on the first page of our website, just scroll down, click on the link and print the form.

[www.schoolhousequilters.com](http://www.schoolhousequilters.com)

Looking forward to seeing everyone at the guild.

### Newsletter Advertising:

To advertise in the newsletter please contact Hope Rychkun for rates. Submit advertising by the **15th** of the month for inclusion in the next month.

[editor@schoolhousequilters.com](mailto:editor@schoolhousequilters.com)

### Newsletter Deadline:

Please submit all entries for the newsletter by the **15th** of the month for inclusion in the next month's newsletter.

Submit articles to Hope (current editor) using the email:

[editor@schoolhousequilters.com](mailto:editor@schoolhousequilters.com)

Normally our guild meets every Thursday from 9:00am to 9:00pm for quilting at the Cumberland OAP Hall.

**General Meeting (September to June)** on the **1st** Thursday of each month at **6:30 pm**

**Executive Meeting (September to June)** **3rd** Thursday of each month at 1:00pm

### Our Website:

[www.schoolhousequilters.com](http://www.schoolhousequilters.com)



## Meeting Refreshment Goodies



This revised schedule takes us into the two meetings in December and June that are "pot Luck".

Please remember to bring your own mug. Fee is by donation and recommended at \$5.00 for year ( or 0.50 per cup ).

New schedule for goodies donations for refreshment table at our monthly meeting is as follows:

### LAST NAMES STARTING WITH

<b>SEPT</b>	<b>A, B, C</b>
<b>OCT</b>	<b>D, E, F</b>
<b>NOV</b>	<b>G, H, I</b>
<b>DEC</b>	<b>ALL - POTLUCK LUNCH</b>
<b>JAN</b>	<b>J, K</b>
<b>FEB</b>	<b>L, Mc and Mac</b>
<b>MAR</b>	<b>M</b>
<b>APR</b>	<b>N, O, P, Q, R, S</b>
<b>MAY</b>	<b>T, U, V, W, X, Y, Z</b>

**June** If you would like to contribute goodies for this meeting, please do!

**JUNE ALL - POTLUCK DINNER**



## **Refreshments**

Hello ladies,

Coffee and tea is provided at the monthly meetings for a nominal fee of \$5 per year or 50 cents a cup. We offer both caffeinated and decaffeinated options.

You may also make your own coffee or tea on the Sewing Days. Please deposit your money in the red and white money mug (in the cupboard or on the coffee table at the meetings). If anyone has any special teas they would like let us know as we will be replacing some of them soon.

We also all enjoy eating the treats brought by the members throughout the year.


Thank you

Kathy Rankin and Colleen Barker

# Comox Valley Schoolhouse Quilters' Guild

[www.schoolhousequilters.com](http://www.schoolhousequilters.com)

## Show n Tell





## What to do if:

- 1.** You didn't receive the current newsletter
  - contact **editor@schoolhousequilters.com**
  - orcheck our website on the Newsletter page
- 2.** You don't know the new website Members Only Password or forgot what it is
  - contact **Membership**
- 3.** Any changes to your membership information such as phone number, home address or email
  - contact **Membership**

## Comox Valley Schoolhouse Quilters' Guild

[www.schoolhousequilters.com](http://www.schoolhousequilters.com)

### **Guild Member's Personal Information**

If you need to contact any of our guild members, executive or committee members please go to the **Members Only** page and then to **Memberships** on our website for the most up to date list of all email, addresses and phone numbers of current guild members. Remember you will need to be a paid member to get the userid and password to enter this area.

To protect the privacy of our guild members' personal phone numbers or email addresses will not be published in the newsletter unless specifically requested by the committee member. Most committees have a guild email address that is redirected to their personal address.

If your committee does not as yet have one or you are organizing a special event please send an email to our webmaster using

[webmaster@schoolhousequilters.com](mailto:webmaster@schoolhousequilters.com)

to request one.

As a paid member you have received the login and password for this members only section.

For newsletters you do not need to login to the Members Only section.

They are available on the main page and you will also receive the file (pdf format) via email from our Secretary.

### **Personal Information Changes**

Please notify the Membership Committee of any changes to your email, phone number or address.

The Membership Committee will then pass this information on to those who need the information to update email lists, and membership files.

Keep your information up to date in order to receive email regarding guild events.

## Comox Valley Schoolhouse Quilters' Guild

[www.schoolhousequilters.com](http://www.schoolhousequilters.com)

# Executive & Committees 2024—2025

President	Sandra C.	Treasurer	Peggy H.
Vice-President	Gayle H.	Secretary	Marlene H.
	Past President	Debbie M.	

### Community Quilts Coordinator

Hall Open & Close Carol M., Judy M. & their teams

HAW

In-House Draws Brenda L.

Library Diane C., Jean

Membership Sharon H. & Pat Mc.

Newsletter Editor—Hope R. Advertising—Hope

Photography Barb M.

Programs Part Time Facilitator vacant

Refreshments Kathy R. & Colleen B.

Retreats Barb M. (Debbie M. & Brenda L.)

Sunshine Beverly L.

Village of Cumberland Liaison Diane C.

Website Hope R.

Word Search Puzzle Bev M.

Workshops Raelene R. & Joan G.



## Bring to September Meeting

### Airport



Airlines

Coach

Flight Attendant

Runway

Ticket

Vacation

Airplane

Delay

Jumbo Jet

Safety

Tower

Baggage Claim

Destination

Luggage

Seat Belt

Traffic Control

Carry On

First Class

Pilot

Terminal

Travel