



Sew 'n' Tell

Comox Valley
Schoolhouse Quilters' Guild
www.schoolhousequilters.com

March 2016

Monthly newsletter of the Comox Valley Schoolhouse Quilters Guild • Box 1507 Comox, BC V9M 8A2

Presidents Message

Hi Everyone

I've been experiencing a strange restlessness recently. It bothers me because I had been feeling quite "zen". I find the winters here hauntingly beautiful and alluring. Before moving to the valley, grey was not a colour that appealed to me. Here, however, grey is not just grey. The mixtures of blues, greens, purples, and browns that intermingle with the grey are intriguing and curiously inviting.

Add to that the wisps of mist that dance on the horizon and drift amongst the trees and mountains creating ever changing vistas, and I find myself being drawn in, and inspired to adopt similar colour pallets and topics for projects. The longer I gaze, the more my mind sees the tiny differences, and the more I want to spend time enjoying the slowly changing views. Not only my colour choices, but my projects themselves, have become heavily influenced by the many pictures that nature presents.

When visiting the local fabric stores I'm drawn to the muted soft tones that reflect the colours dominating our surroundings. It's amazing, the many of options available once you start opening your mind. I'm buying fabrics I would never have considered before coming to the valley. Life is wonderful.

There is, however, this tingle of uneasiness, this hint of restlessness that has started to slowly surface. It took some time before I realized what was jarring my senses, disturbing my calmness and shattering the serenity of my environment. Can you guess what it is?

The sun! It hurts my eyes. It rattles my peacefulness with bursts of energy. When the sun disappears the calmness returns only to be challenged once more, when the sun crashes through the grey sky filling it with clear bright reds, oranges, yellows, pinks, and blues. How exciting! How invigorating! The world feels energized and there is an excitement that makes me want to do something new. There is the anticipation of Spring with its explosion of plant growth and flowers bursting with breathtaking colour.

So here is my dilemma. I feel like I am abandoning my feelings of "Zen" which I enjoy so much, and yet, the draw toward energy and bright colours is powerful. The draw is magnetic.

I want to put away my winter projects. I want to rush to the fabric stores and saturate myself with bright colours and new ideas. Do my winter projects then become UFU's or are they simply hibernating until my creative thoughts align with them they again? I like this idea. It relieves the guilt of setting them aside and rushing onward to something new.

(Continued on page 3)

Comox Valley Schoolhouse Quilters' Guild

www.schoolhousequilters.com

2015—2016 Executive & Committees

Presidents:	Raelene Robertson and Carol Erskine
Past Presidents:	Anne McCullough & Mary-Lou Morden
Vice President:	Janis Davis
Secretary:	Patti Kemp
Treasurer:	Terryl Essery
Community Quilts:	Coordinator—Nerissa Thomas
Lilli House	Verna Power
Breast Cancer & Teddies & Toddlers	Gladi Lyall
Placemats	Sharon Latham
St Joe's Babies	Joy Whitehouse
Seniors & Fire Quilts	Nerissa Thomas & Verna Power
Pregnancy Care Centre	Nerissa Thomas
HAW 2016:	Mary Lou Morden
In-House Draw:	Brenda Levirs
Library:	Anne Mamers
Membership:	Carreen Webber and Carol Metner
Newsletter:	Hope Rychkun
Newsletter Advertising:	Joan Johnsen
Programs:	Anne McCullough and Margaret Yells
CQA Representative	Marcy Horswill
Refreshments:	Rosanne Tinckler & the Kitchen Cops
Retreats:	Terry Vadeboncoeur, Beverly Luck, Sharron W.
Sunshine:	Trudy Thorne
Venue:	◆ Charles Dickens ◆ Nautical Days
Website:	Hope Rychkun
Workshops:	Jackie Greening, Eva Hansen & Lynda Reid
Word Puzzle:	Bev Michaluk

From the Editor's Desk

Newsletter Advertising:

To advertise in the newsletter please contact Joan Johnsen for rates. Submit advertising by the **15th** of the month for inclusion in the next month.

forjj1@shaw.ca

Newsletter Deadline:

Please submit all entries for the newsletter by the **20th** of the month for inclusion in the next month's newsletter.

Submit articles to Hope (current editor) using the email:

editor@schoolhousequilters.com

Guild Meetings

Our guild meets every Thursday from 9:00am to 9:00pm for quilting at the Cumberland OAP Hall.

General Meeting (September to June) on the **1st** Thursday of each month at 7:00pm

Executive Meeting (September to June) **3rd** Thursday of each month at 1:00pm

No meetings in July or August, just wonderful sewing days...

Our Website:

www.schoolhousequilters.com

Memberships

Don't forget to renew your membership. You need to be a paid member to enjoy the benefits of the guild...

(Continued from page 1)

Fresh vibrant colours need innovative projects with which to pair. It forces me to embrace concepts that stretch my skills. It pushes me to reinvent old ideas. It's a scary proposition, but I know that our talented guild members are always willing to help if I need assistance. With that in mind, it's time to jump in and take a risk.

How about you? Are you ready to choose a new colour palette from nature? One that makes your heart sing. How about embarking on a new experience with a new found technique, pattern, etc. Ask a fellow quilter for assistance. Create something that fills your spirit with joy, and, don't forget to let all of us experience it too, when you share it at "Show and Tell".

Enjoy the sunshine and all the vibrant colours around us.

Carol

P.S.

We have 49 members who are "Thinking outside the Box". Our May meeting will be filled with a myriad of inspirations.



Book Review


dear quilty

12 Easy Patchwork Quilts & Great Quilting Advice

Mary Fons & Team Quilty

Fons & Porter Books 2015

Quilt Guild Library #598



Brand new - hot off the press - like a breath of fresh air! Many of you are likely familiar with Quilty magazine and will remember some of the 12 beginner-friendly quilts which were published in the magazine, and now in this book. "dear quilty" is, however, not merely a compilation of quilt patterns. We are taken behind the scenes to learn about the people who make Quilty possible. Interviews with Marianne Fons, Tula Pink and Mary Fons (along with other less well known names) add an interesting dimension to this book.

The quilt patterns vary from 'beginner level 1' (one heart, eg. Lolly, page 13) to 'beginner level 3' (3 hearts, eg. Sunny side Up, page 75), but don't let the word 'beginner' put you off if you have been quilting for years! All these projects have a fresh, modern appeal and could fit in any home.

Each project includes the necessary material list and cutting information as well as block size and finished size. Assembly instructions are clearly provided along with additional information which can be found in on the web. If your decide to make "Amelia", page 56, you can watch a video "heyquilty.com/amelia" for an episode in which Marianne and Mary Fons demonstrate construction of this block. In addition, each quilt has a suggested quilting diagram, an idea to encourage you to use your own color scheme and fabric notes which indicates the particular fabrics used in this quilt.

(Continued on page 5)

(Continued from page 4)

For those quilters familiar with "Spooly", you will find him/her throughout this book, giving bits of interesting information. As well "Tip Top Tips" are found throughout the book. These tips go into far more detail than "Spooly", but are written in a very friendly, easy to understand manner. If you steer away from sewing curved seams (eg. Drunkard's Path) take a look at "Sewing Curved Seams", page 78. The analogy to a slice of pie with the 'crust' sewn to the pie piece, plus clear photos, makes this look so easy!

Aside from the 12 projects in the book, articles about how Quilty magazine is produced are very informative. If you take out this book from our library, do read the introduction, "Now is the Best Time to Make a Quilt" by Marianne Fons. This will bring back a lot of memories, but likely make you feel you really are living in the best of times..... "dear quilty" is a fresh reminder that traditional patterns can look "new", ie 21st century, simply by the use of different fabrics and/or manipulation of the pattern. The writing is friendly, informative and the photographs are superb! A book all of us in the guild will likely enjoy.

Lois Warner

Presidents' Challenge 2016 "Out of the box"

We introduced new opportunity for guild members called the President's Challenge. It is aptly named "Out of the Box". Should you choose to participate, you will draw an envelope. Inside you will find a piece of cardboard from a box (e.g. Cereal box, cracker box, etc.). Your challenge will be to make a quilted project using the colors found on your cardboard sample. It may take you out of your color comfort zone.

You will pay a \$5 entry, (which is fully refunded when you submit your finished product in May, 2016), draw out your cardboard sample and then have 5 months to construct your entry.

Projects for these challenge tend to be smaller items (e.g. Bags, wall hangings, placemats etc.) rather than full size quilts. Get creative in what you decide to make. Ponder, mull over, ruminate, muse, and contemplate till inspiration hits.

At the May meeting, entries are received and voting for viewer's choice will occur. Three categories will be awarded – Viewer's choice, Best use of color, and Most Creative and judged by a panel of 3. You **must** attach your cardboard sample to your project.

Should you be away or wish to enter at a later date, please contact one of the president's to arrange getting your cardboard color sample and instructions.



FIBRE ART VOICES



We invite you to view the upcoming exhibit of our Ocean themed art work at

The Chemainus Theatre,
gallery and Gift Shop.

The exhibit runs from
February 11 until March 26, 2016

To view the cover of the playbill and see the announcement of our show go to

<http://chemainustheatrefestival.ca/plan-your-visit/gallery-gift-shop/current-exhibition/>

Margaret Kelly
Karrie Phelps
Pippa Moore
Gayle Lobban
Hennie Aikman
June Boyle
Lorraine Lindenbach



S A group of Comox Valley Fabric Artists invites you to a show at Sweet Surprise Bakery.

M

A The theme is 'trees': all seasons, designs, colours and unique artistic impressions.

L

L Drop by for tea or lunch and enjoy this special presentation.

W

O Date: February 2 to April 2 2016

R Place: Sweet Surprise Bakery

X 526 Cliffe Ave. Courtenay BC

A group of Guild Members called the Small Worx Group is holding a show and sale at Sweet Surprise, a tea room and bakery at Cliffe Ave & 5th

The show is available until April 2nd so please drop by and see their display.

The group is currently displaying their 'Tree' theme.

Spring Program Plans

March 3, 2016

Our **Community Quilts Committee** will give a presentation to explain the various ongoing projects that they are involved with and will provide us with the information that we need to participate in these projects if we wish to do so.

The Red Barn from Fabricland will be our guest merchant at our March meeting.

April 7, 2016

Ionne McCauley, a popular Vancouver Island Quilting Teacher, will present a trunk show of her work.

Her trunk show will be based on the theme

“Ideas, where they come from and how to run with them”.

May 5, 2016

Challenge Quilts Why do people make challenge quilts? Our members are encouraged to bring in samples of challenge quilts that they have made in the past.

Presidents Challenge: Our Guild members will present the quilts that they have made for the “Presidents Challenge”.

Over 40 people are participating in this challenge and I'm sure we will see some amazing results.

Huckleberry's Fabrics will be our Guest merchant at the May meeting.

2016 WORKSHOP NEWS

Thanks to everyone who supported our workshop program by signing up for classes at our January 2016 meeting!


March 12, 2016 – Sea Star Quilt with Janis Davis - \$30.00

This workshop is already sold out but we're taking names for the waiting list.

Use scrappy 2 ½" strips or a jelly roll to make this great quilt. Twenty blocks and pieced border make a 60 x 72" quilt or maybe you would like to only make a few blocks for a table runner or a table top- per. The 12" block is easy for beginners and fun for the more advanced quilter.

April 2, 2016 - Modern Quilt –Glam Clam Quilt Chelsea Rogers

Sew up a traditional clam shell quilt in a modern, larger size using 8" clams. This is a great way to master curves since the large scale blocks sew up quickly and easily. We'll experiment with cutting methods and learn how to piece with or without pins.



Fabric choice will be super important with this quilt. Choose a range of colours, values and print scales to punctuate the pattern. Go contemporary with batiks or embrace modern design with a mix of solids and bold, graphic prints.

Chelsea is working hard on a sample quilt for us and we're hoping to have it to show you at the next meeting along with more details on this fabulous class.

April 23, 2016 –Wallet - Raelene Robertson - \$30.00

We only have a few spaces left in this class so sign up will continue at the February meeting.

This popular class is being repeated again this year since we've had so many who would like to take it because they couldn't come the first two times it was offered!

As you all know, Raelene has lots of tips and tricks that she shares when she does a class.

Remember, classes are fun and a great way to meet other guild members.

Workshop Committee

Jackie Greening, Eva Hansen & Lynda Reid

Comox Valley Exhibition(CVEx) 2016 August 26, 27 and 28

Hello, Ladies, are you ready for this year's Fall Fair or, at the very least, thinking about which quilts you will be entering in the Show. Please do. You have been great supporters of the Event in the Past and the Quilt Show is now one of the major attractions at CVEx.

On that note, the theme for this years' CVEx is 'Machines Thru the Ages'. As always, there will be a category, sponsored by Fabricland in the Quilt Show for a quilt depicting the theme. Please think of something to enter in this particular Challenge.

Thank you.

Judy M. Morrison

CVEx Quilt Show

"Reminder to Members

Got something you would like to raise at an upcoming meeting? Please let me know by email no later than the day before the meeting so that we can allocate our time more efficiently in the business portion of our meetings.

This includes items to be addressed under Members' Announcements.

My email address is **secretary@schoolhousequilters.com**

Patti (Secretary)

Retreat Recipes

Supplied by Camp Homewood Chef—Sue

LEMON POTATOES

Oven at 350

3 pounds small to medium whole Yukon gold potatoes, scrubbed.
2 cups chicken broth
2 cloves garlic
1/2 cup lemon juice
1/3 cup olive oil
1 tsp. Dried Oregano
1/2 tsp salt
1/4 tsp pepper

Cook together in an covered oven proof container until tender. (No time was given).
You could use the left over broth for a pot of soup!

GREEK RICE

Oven: 350

2 tbsps olive oil
1/2 cup chopped onion
1 tbsp minced garlic
Zest of one lemon
1/2 tsp ground cumin
1/2 lb fresh baby spinach
1 cup basmati rice
2 cups veg broth
1/2 tsp salt
Pepper to taste
Juice of one lemon
Fresh dill - optional

HEAT oil in medium pan with tightly fitting cover over medium heat.
Sauté onions, add garlic, sauté for another minute.
Add lemon zest, cumin, spinach (wilts down - 3-5 min), stir in the rice, veggie stock, salt, pepper.

Cover and bake for 45 min... stir in lemon juice and fresh dill, enjoy!

We had a great retreat, gorgeous food, lots of beautiful projects completed or started. Good weather too.

Refreshment Rota

Each month has been allocated letters of the alphabet. If your last name begins with one of the letters for that month, then that is the month that you are responsible for bringing a snack to the business meeting in the evening.

Having said that, if you just feel like baking or bringing something to any business meeting, regardless if it is your "turn" or not, you are more than welcome to do so!

Month	Surnames beginning with:
September	A, B
October	C, D, E
November	F, G
December	H, I, J.
January	K
February	L
March	M
April	N,O,P,Q, R
May	S
June	T, U, V, W, X, Y, Z

The Kitchen Cops

Happy March Birthdays

Erskine	Carol	3-4
Labrecque	Florence	3-4
Grabove	Leslie	3-7
Tutt	Susan	3-8
Gray	Lynn	3-8
Rychkun	Hope	3-9
Shearer	Myra	3-9
Kelly	Margaret	3-10
Church	Carroll	3-11
Sherstone	Coby	3-20
Booking	Barbara	3-24
MacDonell	Sandy	3-26
Horswill	Marcy	3-29
Richert	Susan	3-29
Murray	Betsy	3-30
Davis	Marilyn	3-31



Guild Member Personal Information

If you need to contact any of our guild members, executive or committee members please go to the **Members Only** page (click the link on the left) and then to **Memberships** on our website www.schoolhousequilters.com for the most up to date list of all email, address and phone numbers of current guild members. Remember you will need to be a paid member to get the userid and password to enter this area.

To protect the privacy of our guild members personal phone numbers or email addresses will not be published in the newsletter unless specifically requested by the committee member. Most committees have a guild email address that is redirected to their personal address. If your committee does not as yet have one or you are organizing a special event please email webmaster@schoolhousequilters.com and request one.

As a paid member you have received the login and password for this section. If you do not have access to a computer or printer please see Hope to request a paper copy of our newsletter. If paper copies of newsletters are not picked up 3 months in a row your name will be taken off the paper copy list. If you will be away, please arrange for another guild member to pick up your paper copy.

SUNSHINE

If anyone knows a guild member who has been ill or has illness or a death in their family or who just needs to be cheered, please call:

Trudy Thorne

(phone number on membership list)

Or email:

sunshine@schoolhousequilters.com

so that a card may be sent

Guild Member Personal Information Changes
Please notify the Membership Committee of any changes to your email, phone number or address.

The Membership Committee will then pass this information on to those who need the information to update email lists, and membership files.

Keep your information up to date in order to receive email regarding guild events.

Our Advertisers



Red Barn Quilt Shop Campbell River & Courtenay

We are celebrating
World Wide Quilting Day March 19th
with our 3rd In Store Quilt Show
come see the quilts our staff make
for themselves.

We will also have a sale March 18-20 -
30% off regular price all Red Barn stock

Like us on Facebook
www.facebook.com/RedBarnQuiltShop

See what Inspires us on Pinterest
www.pinterest.com/redbarnquilt

sign up for our sale emails
redbarnquiltshop@gmail.com

QUENCH YOUR CREATIVITY.

SEWING • QUILTING • EMBROIDERY



Winter's the perfect time to quench your creativity and unleash your inner genius. Whether you're a quirky sewing enthusiast, a quiet quilter or a quantified embroiderer, Brother's Q-Series machines have the features you're craving, like amazing embroidery speeds, super-sized workspaces and fantastic sewing functions!

Take advantage of these awesome, limited time offers* - they'll leave you quivering with excitement.

\$145 VALUE FREE!

Get a **FREE** Brother 2-spool thread stand (model SA563C) and a straight stitch foot and needle plate (model SA564C) when you buy any of Brother's Q-Series machines advertised here. Simply present this ad at time of purchase, to an authorized Brother dealer near you.*



Sewing & Quilting
Get creative with the Sewist.
PROMO \$999.99
M.S.R.P. \$1,169.99
NQ700 Sewist



Embroidery
It's all about the detail.
PROMO \$1,999.99
M.S.R.P. \$2,499.99
NQ1400E Fashion Creator



Sewing & Quilting
Fall in love with the Stylist.
PROMO \$1,199.99
M.S.R.P. \$1,499.99
NQ900 Stylist



Combination Sewing & Embroidery
The ultimate in excitement.
PROMO \$2,999.99
M.S.R.P. \$3,999.99
NQ3500D - Fashionista

INSPIRING CREATIVITY FOR GENERATIONS.

Promotional offers and pricing valid until March 31st, 2016

Award-winning sewing machines, embroidery machines, sergers,

Island Sewing & Embroidery
105 - 2100 Guthrie Road, Comox, BC, V9M 3P6
Tel: 250-339-1940
Email: islandsews@gmail.com

and

Island Sewing Centre
3 - 2231 South Island Hwy, Willow Point
Campbell River, BC, V9W 1C4
Tel: 778-418-2232 Email: wpsewing@gmail.com

brother
at your side

Remember!

It's the After Sales Service That Counts! And at the Island we really mean it!

The Island is also Proud to Offer Unsurpassed Sales and Service for these great Brands!

PFAFF
Feel the creative energy

Believe in Your Creativity
JANOME

Husqvarna VIKING

Comox Valley Schoolhouse Quilters' Guild


www.schoolhousequilters.com



Flare Fabrics
BATIKS AND BOLD COTTONS

**BATIKS AND
BOLD COTTONS**

Canadian • Online flarefabrics.ca



Quality Threads & Essentials
for Quilters, Stitchers,
Appliqué, FibreArts

www.CindysThreadworks.com

Cindy Scraba cindysthreadworks@telus.net
250.738.0560
Follow Cinderella's Blog & Column
Thread Talks/Workshops/Trunk Shows Vancouver Island, BC

Pré-Cut-Applique


Pre cut appliqué are various laser cut fabric shapes that have pre-applied fusible webbing placed on the back of each shape.

Anyone who has done hand appliqué knows how tedious cutting and applying fusible webbing can be so forget all that intricate cutting and fussy application.

It could not be any simpler!

Pricing will vary depending on amount of applique and size.

Contact Beverly Michaluk at photoandfabricartist@gmail.com or 250-941-6999



THE NEEDLE LOFT

- Large selection of Aida, Linen and more.
- Needle Craft Lessons and Workshops.
- Threads, needles, beads for all your needlework needs.
- Patterns and Kits. New ones every week.

4019 Island Highway
Royston, BC
VoR 2Vo

Owner: Judy Briosi
Phone: 250.334.2361
E-mail: needleloft@shaw.ca



*Kaleidoscope
Quilt Company*

Fabrics ★ Notions
Quilting Classes

#2-4715 Trans Canada Highway Duncan B.C V9L 6L2
(@ Whippetree Junction)
www.kaleidoscopequiltcompany.ca
kaleidoscopequiltcompany@gmail.com
Tel. 778-455-4715



Comox Valley Schoolhouse Quilters' Guild

www.schoolhousequilters.com



1930 Ryan Road East, Comox, BC V9M 4C9
(250) 339-4059 Toll Free 1(877) 339-4059
e-mail: sewfun@telus.net
Find us on [Facebook](#)

BERNINA⁺
SALES · SERVICE · SUPPORT

<http://www.facebook.com/HuckleberrysFabricsInc>

March 2016 Accessory Special

25% OFF

Applique Foot #23*



Offer valid March 1–31, 2016 at any participating BERNINA Dealer in Canada. Offer good for 25% off one (1) BERNINA Applique Foot #23. Cannot be replaced with any other offer. Not valid on previous purchases. Taxes are not included in the total purchase calculation. Cannot be redeemed for cash. Some exclusions may apply. Subject to availability. Available while supplies last.

Add the BERNINA Applique Foot #23 to your toolbox.

It's perfect for mini piping as well as raised applique



made to create **BERNINA**

Store hours:

Monday-Friday 10am-5pm

Saturday 10am-4:30pm

Sunday Noon-4pm

Closed Holidays

Kismet Quilts



**Worldwide
Quilting Day**

Join us for the Worldwide Block Party Quiltalong.
You won't know what your project will look like until it takes shape right before your eyes!
Pick up your fabric kit in the store, and go to kismetquilts.com/blog on March 19 at 10:00 am (the Quilting Hour) for your first set of instructions.
Then stay tuned for your invitation to our Gloat 'n Tote party to show off your Quiltalong handiwork.

 www.kismetquilts.com
5334 Argyle St., Pt. Alberni • 250-723-6605 • Mon-Sat 10am-5pm

NEW CANADIAN MYSTERY QUILT CLUB!
Designed by Shania Sunga for Cantik Batik to celebrate Canada's 150th birthday!
Contact the store for more information.

FABRIC • NOTIONS • BOOKS • PATTERNS
SEWING MACHINE AND SERGER REPAIRS
CLASSES • QUILTING AND MORE

PFAFF 
Authorized dealer

  Like us on [facebook.com/sergesew](https://www.facebook.com/sergesew)

105 - Nored Plaza
6750 N Island Hwy • Nanaimo, BC
250-390-3602 • www.sergesew.com

 PFAFF Performance 5.0

3rd Monday of each month is
TAX FREE DAY
at the store; we pay the tax!

#11-1209
E. Island Highway, Parksville
B.C. V9P 1R5
sweetpea.quilting@shaw.ca
250-586-1050



Sweet Pea
Quilting

**THE
Stitcher's Muse**
NEEDLE ART

Classes • Books • Charts • Fibres • Fabrics • Supplies



#4, 70 Church Street
Nanaimo 250-591-6873
www.thestitchersmuse.com



Discover the world of sewing!
Wander through our store for a refreshing experience

Your One Stop Quilting and Sewing
Machine Store on Vancouver Island!

Clip & Save Coupon! Buy 1 Get 1
50% off
All regular Priced Quilt
Patterns
March 6-19, 2016

Clip & Save Coupon! Buy 1m Get 1m
50% off
All regular Priced
Quilt Fabric Solids
March 20-April 2, 2016

Hours: Sun. 12-4, Mon.-Sat. 9:30-5:30 (Open Fri. night if there
is a class.) Closed Holidays and Sundays in July & August

f "Like" us on facebook Snip & Stitch Sewing Centre
t Follow us on twitter @snipandstitch
w Join the conversation on our blog www.snipandstitchblog.wordpress.com

#1-4047 Norwell Drive
Nanaimo, B.C. V9T 1Y6
1.250.756.2176
1.800.789.1730
Email: info@snipandstitch.com
www.snipandstitch.com



DIANE'S QUILTING FABRIC CLEAR OUT SALE

\$5.00 PER METER
FAT QUARTERS
GRAB BAGS

FRIDAY APRIL 15TH

9:30 AM – 3:30PM

5529 DEEP BAY DRIVE
BOWSER B.C.

BIB n' TUCKER QUILTING March Sale

All tone on tone greens

Prints with creatures

20%–30% off 2m+ (same bolt)

1/2 m minimum cuts

Open Easter Monday 10-4

1006 Craigflower at Tillicum
Victoria BC V9A 2Y1

386-6512 (Mon- Thurs 10-4, Sat 12-4)

Word Search Puzzle Bring to **April** Meeting

Pet Bunnies Names
Beverly Michaluk

o c u p c a k e r b y o
o h n e o c a m a b e b
s e m b t a d g a e s k
e e u e t n g n c t a r
l k t k o i d a i l c e
d o u m n i e u l h b c
o u a s t s c e i o c n
o i g y a s b p b e l a
d l o r i a p o l l o d
b u b b l e g u m u v m
s l b o r b a z z l e e
a b o z a h c u l e r d

Ace
Baloo
Biscuit
Casey
Clover
Diamond

Apollo
Bandit
Bobo
Chaz
Cottontail
Doodles

Autumn
Bazzle
Bubblegum
Cheeko
Cupcake

Baggins
Bella
Caesar
Chipper
Dancer