

May 2019



Sew 'n' Tell



Comox Valley Schoolhouse Quilters Guild, P. O. Box 1031, Cumberland, BC V0R 1S0
www.schoolhousequilters.com

President: Jan Hill • Vice-President: Shirley Krotz
Secretary: Myra Shearer • Treasurer: Colleen Love • Past President: Janis Davis

President's Message - May 2019

Well, I can't believe that in the last two weeks we've had no less than *three* sets of company...all from the prairies, and all wanting a brief respite from the tail end of their winter. In spite of the winter we've had, we're pretty lucky to live where we do, don't you think? Anyway, it was lovely to get caught up and to revisit some of our favourite local spots with them...seems to me a little bragging is good for the soul!! It's also nice to see our own 'snowbirds' returning from that other country to the south...welcome home to all of you!!

Now that my sewing room doesn't need to stay 'tidy' anymore, it's time to get back to the good stuff...have you seen the amazing Kim Diehl prints in the Red Barn? I have no willpower. And lots of Kim D patterns. So you know where I'm going with this.... I have to say it was one of her books that got me hooked on miniature quilts, which is the main reason I chose miniatures as the President's Challenge for this year. I was blown away by what you created. Your workmanship was amazing, and I just hope you had as much fun with yours as I did with mine. We can also all be proud that Margaret Yells' beautiful CQA entry will represent our guild at CQA this year—a winner, for sure!!

So as gardens begin to bloom all around us, lets hope they inspire us with colours and designs to keep our homes warm and cozy all year long. Happy quilting!!

Jan Hill

Welcome New Members....

We look forward to seeing you at the next meeting and at upcoming sewing Thursdays!

If you would prefer to never have your picture or name in the newsletter, just let me know.

editor@schoolhousequilters.com



Our Next Meeting ...

**Thurs., May 2nd, 2019,
at 6:30 pm**

Don't forget:

- your mug
- library books for return
- to turn off your cell phone
- to bring your show 'n' tell project!

Next Executive Meeting:

May 16th, 2019

VOLUNTEER



Volunteers needed for the guild to run smoothly

We are still looking for volunteers for:

- **President**
- **Vice President**

It is imperative that we have a complete executive in order to run the guild and meet our society obligations.

We ask all members to consider how they might contribute to the effective and ongoing operation of the guild. We especially encourage new and recently-joined members to volunteer, as this is an excellent way to make new quilting friends. The committee chairs or members of the executive are always happy to provide information and assistance.

We are currently looking to fill the following positions for September 2019 and nominations are now open. Please contact Hope Rychkun at hope@schoolhousequilters.com for details on positions or for other information. And of course, Hope will be happy to hear from you if you would like to volunteer for positions!

Please help keep our guild running smoothly and get to know fellow quilters better.



We still looking to fill the following positions for the executive. These are elected positions:

President	still no one has come forward, please consider volunteering
Vice President	still no one has come forward, please consider volunteering
Secretary	we have one nomination of Beth Ritchie

We still need volunteers for the following committee:

Programs - works best with at least three volunteers

Submitted by Hope Rychkun

CINDY SCRABA
OWNER + THREADUCATOR

EMAIL cindysthreadworks@telus.net
TEL. 250.738.0560

SUBSCRIBE TO E-NEWSLETTER "THREADNEWS"
THREAD TALKS • WORKSHOPS • TRUNK SHOWS

WWW.CINDYTHREADWORKS.COM

THE Stitcher's Muse
NEEDLE ART

Classes
Books
Charts
Tools

Fibres
Fabrics
Supplies
Notions

99 Commercial Street, Nanaimo, BC, V9R 5G3
250-591-MUSE (6873) 1-888-591-6873
thestitchersmuse.com info@thestitchersmuse.com

REFRESHMENTS

Many thanks from the refreshment committee for all of your delicious contributions over the year.

Each month has been allocated letters of the alphabet. If your last name begins with one of the letters for that month, that is the month that you are responsible for bringing a snack to the business meeting on the first Thursday of the month.

Having said that, if you just feel like baking or bringing something to any business meeting, regardless of if it is your turn or not, you are more than welcome to do so!

September	A & B
October	C & G
November	D & E & F
December	H & I & J
January	K & L
February	M & N & O
March	P & R
April	S & T
May	U & W
June	V & Y & Z



Birthdays in May

- 1st Carreen Webber
- 3rd Paulette Clark,
Clare Ireson &
Karen Clement
- 6th Debbie Drake
- 9th Luca Johnson &
Wyona Hertwig
- 17th Mary-Jean McEwen
- 20th Tina Manders
- 23rd Pamela Drinkwater
- 29th Catherine Benson
- 30th Brenda Levirs
- 31st Jan Hill

UPCOMING PROGRAMS

Thursday, May 2nd

Garage Sale, 6 pm till meeting starts at 6:30, and after the meeting, the time that would normally be program, will be sale, followed by break.

For those interested in selling quilt-related items, set-up will be in the sewing area of the hall, a little before 6 pm.

Thursday, June 6th

Pot Luck Supper at 6 pm followed by the general meeting and elections

For Show 'n Tell, bring something to share with us showing what you plan to do this summer. Planning to go rock climbing, bring a rope or...? Planning to work on your stamp collection, bring...?

Think FUN!

Quilted Projects are always welcome!



VOLUNTEER





RED BARN QUILT SHOP
 CAMPBELL RIVER 180 - 1100 HOMEWOOD RD. 250-286-3600
 COURTENAY 2175 CLIFFE AVENUE 250-338-6634

For all your quilting needs!
 Fabric, Notions, Batting, Books plus friendly, knowledgeable staff.
 An amazing selection of Kaffe Fassett, Tula Pink and Batiks (to name a few).


GUILD MEMBERS RECEIVE 10% OFF MEMBER PRICE! (SALE DAYS EXCLUDED)

Facebook: "LIKE" US AT: www.facebook.com/redbarnquiltshop
 EMAIL: redbarnquiltshop@gmail.com
 FOLLOW US ON www.pinterest.com/redbarnquilt
 And Instagram @redbarnquiltshop



Our April program was 'Applique' with Marlene Hall, Linda Mathers and Anne Taschereau Mamers.





BIB n' TUCKER QUILTING

May Sale

All floral textures & floral prints
Any fabric with a food item
1/2 yard minimum cuts


20% – 30% off 2m +
(same bolt)

Open May 20, noon until 4 pm

1006 Craigflower Road,
Victoria BC V9A2Y1

250-386-6512

Monday - Thursday 10-4,
Saturday 12-4



Don't ever question the value of volunteers. Noah's Ark was built by volunteers; the Titanic was built by professionals. – Dave Gynn



Volunteers don't get paid, not because they're worthless, but because they're priceless.
Sherry Anderson





HUCKLEBERRY'S
A QUILTER'S PARADISE **FABRICS INC.**

BERNINA huckleberrys@shaw.ca
made to create 1930 Ryan Road East, Comox, BC V9M 4C9
Phone: (250) 339-4059 Toll Free: 1(877)339-4059

CELEBRATE SEWING



NEW!

BERNINA 480

NEW!

- 4.3" Touch Screen
- Automatic Thread Cutter
- Jumbo Bobbin
- Optional BERNINA Stitch Regulator
- 9 mm Stitch Width

Store hours:

Monday-Friday
10:00am-5:00pm
Saturday
10:00am-4:30pm
Sunday
Noon-4:00pm
Closed Holidays



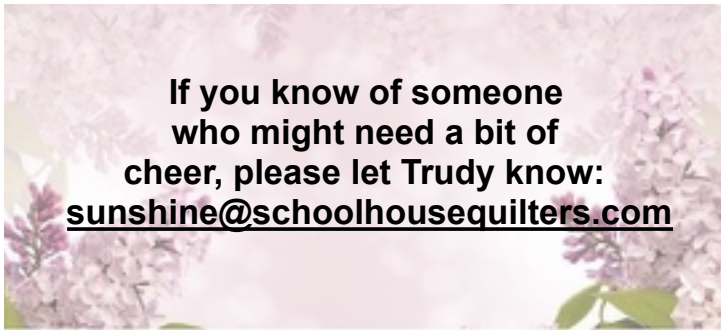

GalaFabrics

Gala Fabrics T: 250.389.1312
104-1483 Douglas Street F: 250.389.1339
Victoria, BC E: info@galafabrics.com
Canada V8W 3K4 W: galafabrics.com

Lost and Found Box

There is now a small box for lost & found items in the storage room.





Research has shown that people who volunteer often live longer.
Allen Klein

Needle Loft Studio
Royston, BC




Needlework Supplies
Long Arm Quilting Services
Workshops & Lessons
Long Arm Rental

250 - 338 - 0154

Spring is in the air,
the flowers are in bloom,
Where is the little bird,
he is in the sky,
he dropped some white
wash in my eye
I did not laugh,
I did not cry,
I just thank God that cows don't fly!



Submitted by Pat McEwen

Member Advertisements

I am looking for McCall's Quilting magazine, June 2009, with "Quiet Village" Part 1. Much appreciated if I could borrow the magazine to photocopy the information.

Lois Warner loismwarner44@gmail.com

Thank you to the Schoolhouse Quilters for supporting the very successful sale of Mary Lou's "Stash"

It was also the perfect venue to celebrate Mary Lou's life. With the wonderful help of so many quilters it was a great way to say good-bye. Mary Lou would have approved.

Thank you to everyone who helped.
Stuart, Ann & Joy

Pfaff Creative Sensation Pro 2 for sale:
New. \$8999.99.
Contact Janet Goodacre, 250 339 4065 for information.

Members of the guild may submit a classified ad related to sewing & quilting items up to 3 times per year. Ads will be published as space permits.

Include: **up to 30 word description**, price, and contact info. One picture may also be included.

Send your ad to:
editor@schoolhousequilters.com

Carol's Dilemma



Did you hear?
Carol hardly ever
gets any time to sew
on Thursdays
anymore!



What?!
?!!!???
?



It's TRUE!!
She spends
most of the day
doing
membership
'stuff'!!!



Well,
that's just
nuts!!!



I really miss
having lots of
time to sew on
Thursdays. I don't
mind registering new
members, but I think
I'm spending too
much time doing
renewals.



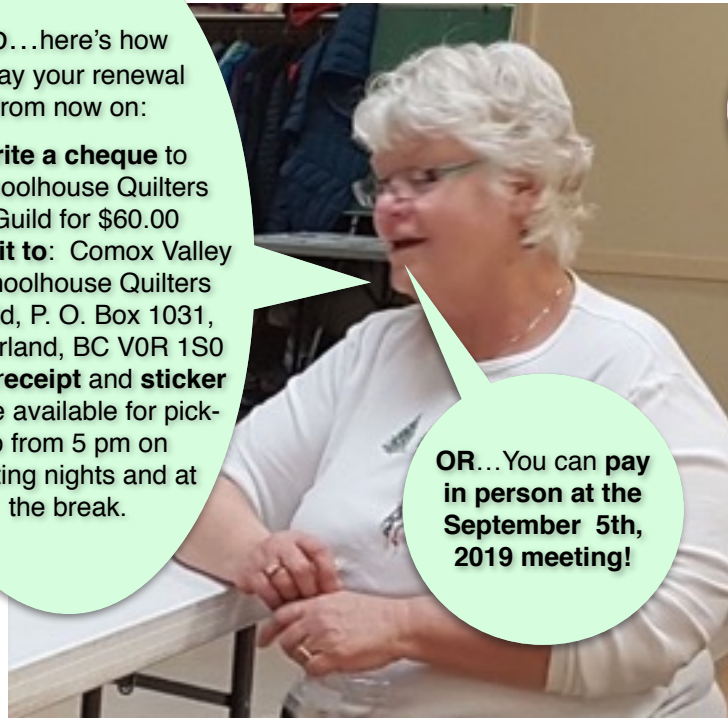
I'm
going to
have to roll up
my sleeves
and come up
with a
solution!



OK.....
.I think I
have it!

So...here's how
to pay your renewal
from now on:

- **Write a cheque** to Schoolhouse Quilters Guild for \$60.00
- **Mail it to:** Comox Valley Schoolhouse Quilters Guild, P. O. Box 1031, Cumberland, BC V0R 1S0
- Your **receipt** and **sticker** will be available for pick-up from 5 pm on meeting nights and at the break.



**OR... You can pay
in person at the
September 5th,
2019 meeting!**

I'm so happy
now! I have time to
sew again on
Thursdays!



WORKSHOP NEWS - MAY 2019

Spring 2019 saw a range of interesting and popular workshops at the guild. The workshop committee extends their thanks, once again, to all the instructors and members who attended and made Sewphie the Stitcher with heaps of personality, the made-to-measure casserole carrier, colourful mystery quilts, and those beautiful and practical roll top bags.

Thanks also to everyone who made suggestions on the suggestion sheet at the April business meeting. We will do some investigating and let you know what we come up with.



Saturday, September 28th
(postponed from June 1st)
KAREN CASWELL AND BRENDA CASWELL
EMBELLISHMENT TECHNIQUES:
CORD, YARN & DECORATIVE THREADS
10 a.m. – 4 p.m. \$32 - Kit fee to be determined

Exploring trapunto, couching, twisted cords and tassels

Brenda and Karen will lead you on an explorative journey of techniques that can add some zing to your projects, or take on a life of their own as the major element in your fibre arts piece. As this is a technique class, there's no pressure to complete a project. Just come prepared to try some new ways of using cord, yarn and decorative threads and have some fun! Materials will be supplied.



Thursday, October 10th & Saturday, October 12th
RAELENE ROBERTSON – CORK WALLET
Thursday 1 p.m. – 4 p.m., Saturday 10 a.m. – 4 p.m.
\$38 - Kit fee to be determined

On Thursday Raelene will show techniques to be used in making this attractive and versatile wallet, as well as give advice and assistance for cutting the fabric and being prepared for a successful workshop on the Saturday.

Registration for the class will start before the May business meeting, May 2nd.



	<p>Volunteers are paid in six figures – S-M-I-L-E-S. – Gayla Lemaire</p>
--	--

Two other classes are also coming up in the fall and we'll let you know as soon as we have firm dates for these classes:

November – JANIS DAVIS – PAPER PIECING

DANIELE WHITE - BARGELLO QUILT

REGISTER FOR CLASSES most Thursdays and on meeting nights 5:30 p.m. – 6:15 pm

If a class is full, we'll be happy to add you to the waiting list. We often have last minute cancellations that we need to fill from the waiting list.


Information on classes, supply lists, etc. is on the guild website under Workshops.

Or you can email for more information:
<mailto:workshops@schoolhousequilters.com>

Please check your calendars before you register for any classes to ensure that the date of the workshop is good for you. The workshop cancellation policy is under the workshop tab on the guild website.

We're always open to answering questions and hearing your suggestions for workshops

Mary Jean, Clare Ireson and
Daniele White
Your Workshop Committee





"FALL ON THE COAST"
Hands Across the Water
Hosted by Sunshine Coast Quilters' Guild



Date: Saturday, September 21, 2019
Place: Holy Family Parish Hall
5700 Nickerson Road, Sechelt, B.C.
Time: Hall opens at 10:00 am until 3:30 pm
Price: \$20.00

Activities: Placemat Challenge
Quilt Block
Merchant Mall
Catered Lunch
Trunk Show
Goodie Bags

If you would like to attend, please book directly with the Sunshine Coast Quilters Guild. Details are on our bulletin board or from Hope.

THE REGISTRATION FORM IS ON PAGE 13 OF THIS NEWSLETTER.

Class: Friday, September 20, 2019
Teacher: Catherine Nicholls
Class: "Great Blue Heron"
Catered Lunch
To bring: Mug
Notes: Billeting Available



As you grow older,
you will discover
you have two hands
— one for helping
yourself, the other
for helping others.
Audrey Hepburn

Starting in June, we will be having music piped into the hall on Thursday sewing days. We thought we would start with heavy metal music for the first month. After all, it seems to be successful for the Finnish people who love to craft:

<https://www.bbc.co.uk/newsround/47900991>

Just kidding! But it's an interesting article!



**HANDS ACROSS THE WATER 2019
SUNSHINE COAST QUILTERS' GUILD**



REGISTRATION FORM

Name: _____ Email: _____

Phone #: _____

Home Guild: _____

Hands Across the Water Fee: \$20 Included Yes No

Catherine Nicholls Class*: \$60 Included Yes No

Dietary restrictions: _____

NOTE: Please advise if any allergies include: celiac, peanut, seafood.

Payment by e-transfer cheque

Need Billet: Yes: _____ No _____ (we can't guarantee we will have a billet available however, we will try to accommodate)

NOTE: Registration and Payments for HAW must be received by: April 30/19*

*see Class information page for earlier deadline dates

E-transfer payment option email:

greg.helene.johnston@gmail.com

Question: What is the event Answer: HAW2019

Cheque: Payable to: Sunshine Coast Quilters' Guild,

Mail Cheque: c/o M. Williamson, 481 Eaglecrest Drive, Gibsons, BC VON 1V8

Notes: If you are mailing a cheque near the deadline please email marianwilliamson@hotmail.com so that your registration is processed prior to the deadlines as outlined above and detailed on the Class information page.

BOOK REVIEW by Lois Warner

Four Seasons of Quilts: Garden - Inspired Projects

Cori Derksen and Myra Harder

Martingale Company 2003

Quilt Guild Library # 613



VOLUNTEER

Spring has finally arrived, and what better way to celebrate than to create a project with spring/summer in mind? "Four Seasons of Quilts" has some lovely small and large projects, all inspired by the garden.

Before all the projects, there is a short section 'Getting Started', which assumes you have a basic knowledge of quilt making. Fabric choices, supplies, paper piecing, borders and applique briefly make up this section. There are additional hints about paper piecing and appliqueing curved pieces, which the authors have found useful over time. In addition, check out ideas on page 13 for using quilts on a table to match the theme of a party.

As with our calendar, the book begins with spring. Tulips are featured in 'Webster's Tulips', a square wall quilt with the look of a heirloom. As well, a sign or pillow could use the pattern for a lovely group of tulips.


Summer begins with a large bed quilt called 'Butterfly Blue'. Here hand or fusible applique can be used for the butterflies, while hand or machine quilting joins the layers together. What an appropriate symbol of summer! The use of the 'Storm at Sea' block, modified to create 'Petunia Picnic' is an intriguing use of an old quilting pattern. Dragonflies and flowers are combined in a simple baby quilt, which will never be out of date (pg. 52).

Since autumn and winter are a long way off, you may want to skip these projects in order to work on the spring/summer projects. However, pumpkins predominate in two simple projects - an "Autumn" sign and a baby quilt created for a baby born at this time of year. As well, the large quilt 'Autumn Joy' absolutely glows with fall colours (pg. 58).

And finally winter - 'Christmas Goose' using the 'Goose in the Pond' block doesn't necessarily have to be limited to winter. This quilt is fast and easy to piece together and with a change in colour could become a summery garden quilt. More typical of winter is the 'Holly and Berries' table runner, a foundation pieced crazy block and applique project using reds and greens. Finally, a sign 'Winter' features a snow covered bird house, awaiting spring.

The book ends with basic techniques for finishing the quilts. Included: are adding a hanging sleeve; blocking the quilt to ensure it will lie flat and signing the quilt. Detailed instructions are given on stretcher-bar framing of the four seasons signs.

A worthwhile book to borrow for inspiration to get started on a seasonal project. The projects need not be dutifully made as directed. Personalize them with your own colours, desired size and method of construction. Happy Spring!



Camp Homewood Retreat – Fall 2019

The next Camp Homewood retreat will be October 16 – 20th, 2019. We know that seems like a long way off, however,.....sign-up begins at the June business meeting. As the fall retreat is usually our busiest, we advise that you sign up early if you think you are able to attend.

Again, this retreat will run from 11 am on the Wednesday through to 11 am on the Sunday. Cost for the four days runs from \$278 to \$362 depending on your room. This is not only a lot of fun but an excellent deal with three full meals a day and “mug-up” in the evenings.

If you are new to retreats, they are a great way to get to really know your fellow quilters. Consider signing up and start thinking about what projects you want to work on. You can get a lot done over four days with no meals to prepare . . . or you can just do a whole lot of socializing!

Remember to sign-up at the June business meeting. If you have any questions, please ask any of the retreat committee members.

Beverly Luck, Terry Vadenboncoeur and Janis Davis

Comox Valley Exhibition (CVEX) Quilt Show August 23, 24 and 25, 2019



Julie Ann Mercer is the new Convener for the CVEX Quilt Show.

The Quilt Show is one of the main attractions of the fair. This year the theme is Go Hog Wild @ CVEX.

It's time again to think about your quilt entries. We're looking forward to a large number of quilts like last year!

At the May meeting Julie Ann will have the volunteer sign-up sheets available.

With your help we can make this event a continued success.

Submitted by
Julie Ann Mercer



The best way to find yourself is to lose yourself in the service of others.
Mahatma Gandhi

How do I wash a quilt?

https://www.apqs.com/how-do-i-wash-a-quilt/?fbclid=IwAR2DbzsZpLUDn9y-kVLfr_k1PGfe6IUOKI-FtaytyUxUVnGNXzw3GTRI6hE#.XLja1U1124I.f



Dear Miss Fussy Cut,
 Do you have any tips for how to deal with carpal tunnel problems. It seems that quilters & knitters are prone to this syndrome.
 Preventions ideas?
 Treatment?
 Thanks!

Dear Miss Fussy Cut,
 I think you are pretty "old school," so I'm a little worried about asking this question. It's kind of a question about...cheating!
 I have heard that there is some way you can use invisible thread to make machine quilting look like hand quilting. Do you know anything about this?
 Yours,
 Looking for a way to finish some quilts fast!

Dear Miss Tingling Finger Tips & Burning Wrists,

You are absolutely right. As quilters and knitters, or anyone working with repetitive hand movements, we can get carpal tunnel syndrome.

Try not to sleep with your hands curled inwards at night. Get yourself a pair of wrist guards and get used to sleeping with them to give the wrist a chance to relax.

Stretch out your wrists by holding out your arm and pointing your fingers downward. Then on the inside of your elbow, gently pull upward with your other hand on your finger tips.

My biggest advice is to consult your doctor before it has gone too far.

I have included a video on this subject that will give you lots of information:

<https://wpt4.org/wpt-video/sewing-nancy/sewing-with-nancy-nancys-corner-carpal-tunnel-prevention/>

I hope that you can continue stitching. Take many breaks to give your wrists a rest.


I hope this is of help to you.

And if you're typing a lot, you need to stop typing and take a break as well!

Miss Fussy Cut

Dear Looking for a way,

You say "old school" like it is a bad thing!




There are some sewing machines that have a preset stitch that mimics hand quilting. This little diagram shows what the setting looks like on some machines.

This is done with monofilament thread on top and cotton thread in the bobbin. Depending on your fabrics, the upper thread tension is increased, so the bobbin thread is pulled to the surface of your quilt.



When you're sewing using this method, it is best to slow your stitching down. This is so the monofilament threads don't snap.

Have fun and watch out in your corner cutting, Miss Fussy Cut



Miss Fussy Cut will be most happy to answer any of your sewing and quilting questions.

You'll find her mail jar on top of the library shelves.



Volunteers do not necessarily have the time; they just have the heart. Elizabeth Andrew

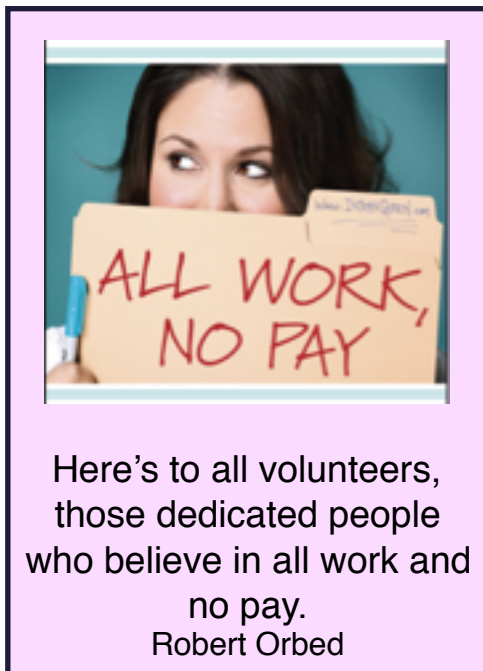
COOKING WITH CARREEN

Someone at the guild was asking me about those desserts that 'magically' become a cake on the top and have a sauce on the bottom.. Here are two, and judging from the stains on one of the recipes, it is one I have made quite often.

Chocolate Brownie Pudding - This is very dense and very chocolaty. A little goes a long way.

1 cup sifted all purpose flour
 2 teaspoons baking powder
 3/4 cup granulated sugar
 2 tablespoons cocoa powder
 1/2 teaspoon salt
 1/2 cup milk
 2 tablespoons oil (canola, safflower, NOT olive)
 1 teaspoon vanilla
 1/2 cup chopped walnuts or pecans (optional)
 3/4 cup brown sugar
 1/4 cup cocoa powder
 1 3/4 cups hot water.


1. Oven 350 F, grease 8x8x2 inch baking pan.
2. Sift together the first five ingredients, then add milk, oil and vanilla. Mix till smooth.
3. Stir in nuts, if using, and pour the lot into the prepared pan.
4. Combine the brown sugar, 1/4 cup cocoa powder and the hot water, making sure cocoa is mixed well with no lumps.
5. Pour over the batter in the pan.
6. Bake for about 40 mins. If you overcook it, you get less sauce on the bottom, more brownie, less pudding!



Lemon Pudding Cake

3/4 cup sugar
 1/4 cup sifted all purpose flour
 3 tablespoons butter, melted
 1 teaspoon grated lemon rind
 1/4 cup lemon juice
 1 1/2 cups milk
 3 well beaten egg yolks
 3 stiffly beaten egg whites

1. Oven 350 F. Grease 8x8x2 inch baking pan.
2. Combine sugar, pinch salt, and flour together, then stir in the melted butter, lemon peel and lemon juice.
3. Whisk milk and egg yolks together, before adding to the lemon mixture.
4. Whisk the egg whites in a clean bowl with a very clean whisk or electric mixer, and fold into the lemon batter.
5. Pour into the baking pan, and set this inside a larger, deeper pan on oven rack.
6. Pour hot water (from kettle) into the larger pan, about one inch deep.
7. Bake for 40 minutes. Serve warm or chilled.



Bee Happy, Bee Kind, Bee Joyful

*Mother's Day
Embroidery Pattern...*

Bee Happy!

To get this free pattern, just click on the link below:

<https://jacquelynnesteves.com/wp-content/uploads/2017/11/BeeHappy.pdf>

 An advertisement for 'The Cloth Castle' with a background of pink and orange flowers on dark blue stems. The text is centered and reads:

THE CLOTH CASTLE
786 GOLDSTREAM AVE
VICTORIA BC V9B 2X6
250-478-2112
Shop Online Now!
clothcastle.com/shop



VOLUNTEER

OUR GUILD IS GROWING! At last count, we had over 160 members. Many are new to the area, and many are just new to quilting!



While guild members are always happy to help new quilters, sometimes a class is needed to get the basics of quilting for a solid foundation. One of our local stores offers this service on a regular basis. Here's their description of what you'll learn:

"It's time to learn to quilt! In this class you will learn the basic skills of quiltmaking from A-Z as you construct a charming rail fence wallhanging. Alex Anderson (host of Simply Quilts) and BERNINA have designed this four-session workshop to introduce you to the

exciting world of quilt making. Be prepared for an exciting journey as you discover the joys of quilting. The book "Start Quilting" by Alex Anderson is included in price of class."

You can contact Huckleberry's at 250 339 4059 if you're interested in beginner classes.

Upcoming Events

Vancouver Island Fibre Fest

May 3-5, 2019

Campbell River, BC

<https://seymourqg.files.wordpress.com/2019/03/vancouver-island-fibre-fest-2019.pdf>

2019 Quilt Show – Cranbrook Quilters Guild

May 3-May 4, 2019

Bridge Interiors, 125 Slater Rd. N.W.

Cranbrook, BC

[dallassinclair1955\(at\)gmail.com](mailto:dallassinclair1955(at)gmail.com)

“Quilts By The Bay” Quilt Show Boundary Bay Quilters Guild

May 4-May 5, 2019

South Delta Recreation Centre

1720 56th St., Delta, BC (Tsawwassen)

www.boundarybayquiltersguild.ca

Spring On The Coast

Sunshine Coast Quilters Guild

May 10 -11, 2019

Gibsons & Area Community Centre,

Gibsons, BC

karen@klbhr.ca

Colour Carnival – Fraser Valley Quilt Guild

May 17-May 18, 2019

George Preston Recreation Centre,

20699 - 42nd Avenue, Langley, BC

fvqg.org/

Material Magic Quilt Show Nanaimo Quilters Guild

June 7-9, 2019 - Nanaimo Curling Club

<http://www.islandquilters.ca>

By the Beach Quilt Show Pincushion Quilt Guild

June 14 & 15th, 10-4

Peachland Community Centre

4450-6th Street, Peachland, BC



- to Barb, our photographer, for all the wonderful pictures of guild events!
- to Pat McEwen for pictures of the roll top bag workshop.
- to members who have been cuddling up to their quilts during show & tell.
- to members who submit articles, information and 'bits and pieces' to add to the newsletter.
- to our advertisers for supporting our guild.
- Ardythe, Nerissa and Hope, our newsletter proofreaders, who save me a lot of embarrassment every month by finding the errors before the newsletter goes out.
- to those who have suggestions that can be used to improve the newsletter.
- to all who take the time to read all or part of the newsletter, and to look at all the pictures of what's going on! Those who don't have a device to read the newsletter on, can read the newsletter in the Sew 'n' Tell binder that's stored in the guild library.
- to all those who got their info in to me by the 15th so the newsletter can go out on time!



The best way to find yourself is to lose yourself in the service of others.

Mahatma Gandhi



President's Challenge 2019

And the winner was....

Margaret Yells



Show & Tell *April 2019*








Something for Mom
10% off Gift Certificates
 May 1st – May 11th

So, get mom a \$100 gift certificate for only \$90. It's a pretty good deal. Heck, you could save even more on a \$5000 gift certificate. I guess it just depends how much you love your mom.

Kismet Quilts
 5334 Argyle Street, Pt. Alberni • 250-723-6605



“Remember that the happiest people are not those getting more, but those giving more.”

105 Nored Plaza
 6750 N Island Hwy. Nanaimo, BC
 250-390-3602. www.sergesew.com

Authorized Dealer for PFAFF & BABYLOCK
 Sewing machines, Sergers & machine repairs.

Sale!
 Sensation Pro II-Demo one
\$4500
 Receive a free extension table



Books, Patterns, Fabric & Notions.

AFFORDABLE SEW & VAC
 2885 CLIFFE AVE,
 COURTENAY, BC
 250-897-0950

“After the SALE it's the SERVICE that counts”

AirThread 2000D Professional



SERGING

- 2, 3 and 4 thread convertible
- Easy lay in threading
- Threading chart
- Colour coded thread guides
- Manual thread tension adjustment
- Easily accessible lower looper guides
- Easily retractable upper knife
- Adjustable foot pressure
- Snap-on presser feet
- Standard stitch length 3 mm
- Adjustable stitch length 1 mm to 5mm
- Differential feed ratio 0.5 to 2.0
- Adjustable cutting width 3.3 mm to 7.5 mm
- Maximum speed 1,300 spm
- Low profile chip box
- Air Threading: Upper and lower looper thread
- Dust cover included
- Safety switch sensor for looper and side cover, and presser foot

Unlimited FREE instructions on any machine purchased from us

SUBMISSIONS TO THE NEWSLETTER

Submissions are **due the 15th of the month prior to publication.**

Please send to:

editor@schoolhousequilters.com

Newsletter Advertising

Please contact Sandy MacDonell for rates:

nlads@schoolhousequilters.com

Submit advertising by the 15th of the month for the following month:

editor@schoolhousequilters.com

Please ensure that any info you send me is not under copyright...unless it's YOUR copyright, of course!

For many of things you find on the internet, it's difficult to find the original source.

If you are submitting something regularly to the newsletter, please send a new file of exactly what you would like to have in your section by the due date of the 15th of each month. There are a couple of reasons for this request:

- It's very time consuming to search through old files and working to a deadline does not allow for this. Most of the last minute changes that have had to be made before the newsletter is published are the result of outdated or inaccurate information being repeated, and sometimes these issues are missed. It's easy to overlook these issues when you are not part of the committee.
- Committee heads are the best people to help ensure that the newsletter information is accurate, complete and up-to-date.
- Many members have stated that they stop reading articles that are repeated month after month.
- *The editor will no longer be going back into old files to pick up old information. It just doesn't work well to do that.*

MEMBERSHIP DUES

The executive reviews the fee on an annual basis, depending on the rent charged per annum, from September 1 to August 31 of the following year.

The fee for the current year is \$60.00. When a new member joins, the membership fee is due when joining.

The renewal membership fee is due at the September general meeting (first Thursday of the month). If a member joins the Guild in May, June, July or August, the fee is applied to the next full year.

Members who are unable to attend the September general meeting should mail their cheque in the amount of \$60 to:

Comox Valley Schoolhouse Quilters Guild,
P. O. Box 1031,
Cumberland, BC V0R 1S0

Your receipt and sticker will be available for pickup from 5 pm on meeting nights and at break.

Meetings, meetings, meetings.....

All members are welcome to attend executive meetings which are usually held every 3rd Thursday of the month at 1 pm in the hall. These meetings are open to everyone!

Members of committees are especially welcome so the executive will also be 'in the know' about what you're planning for the future.

If you have something you'd like to bring to the attention of the executive, all you have to do is email secretary@schoolhousequilters.com before the meeting so you can be added to the agenda.

And, if you have something you'd like to announce or bring up at the monthly business meeting, just let Myra, our secretary know at secretary@schoolhousequilters.com and you can be included in the member announcements.

2018-2019 Committees	
Community Quilts	Coordinator – Nerissa Thomas
Lilli House	Barb Bocking
Breast Cancer	Myra Shearer
Placemats	Susan Richert, Lois Jones, Sharon Hansen
St. Joe's Babies	Joy Whitehouse
Seniors & Fire Quilts	Nerissa Thomas & Verna Power
Vanier Teddies & Toddlers	Gladi Lyall & Carreen Webber
Pregnancy Care Centre & Quilts of Valour	Nerissa Thomas
Hall Open & Close	Carol Metner, Judy Morrison & their teams
HAW 2019	Hope Rychkun
In-House Draw	Brenda Levirs
Library	Sandra Castiglia
Membership	Carreen Webber & Carol Metner
Newsletter Advertising	Sandy MacDonell
Newsletter Editor	Eva Hansen
Photography	Barb Messer
Programs	Tina Manders, Lynda Reid, Janis Davis
Refreshments	Bonnie Linneker & her team
Retreats	Terry Vadeboncoeur, Beverly Luck & Janis Davis
Sunshine	Trudy Thorne
Venue – Charles Dickens	Anne McCullough & Jan Hill
Website	Sam Crewe
Workshops	Mary Jean McEwen, Clare Ireson & Daniele White
Word Puzzle	Bev Michaluk

General Meeting Reminders

We meet the first Thursday of each month from September until June at 6:30 pm at the OAP Hall in Cumberland.

- Bring your coffee mug
- Turn off your cell phones before the meeting
- Remember that we are a scent free meeting
- Keep aisle ways clear of tables & chairs so others don't trip

Do you have something you would like to raise at an upcoming meeting?

Please let Myra, our secretary, know by email no later than the day before the meeting so she can put you on the agenda. This includes items under Members' Announcements. We like to run our meetings as efficiently as possible.

secretary@schoolhousequilters.com

Guild Sewing Days

Members are encouraged to attend sewing days each Thursday from 9 am until 9 pm at the OAP Hall in Cumberland.

Need to contact a guild member, committee or executive member?

Members can access information about other members using the user id and password given when membership fees are paid. It's available in the members only section on the guild website.

If your committee does not have a guild email address, or if you are organizing a special event for the guild, please request one from our webmaster at webmaster@schoolhousequilters.com

Personal Information Changes

Please notify the membership committee of any changes to your email, phone number or address so you will continue to receive email regarding guild events and your newsletter.

Scissors Beverly Michaluk

Bring to June Meeting

f	l	p	o	t	y	l	o	p	n	l	o	s	g
a	a	i	e	v	i	t	a	r	o	c	e	d	n
b	r	n	m	g	g	p	u	c	l	w	r	i	i
r	o	k	b	a	e	e	e	d	i	i	e	k	k
i	l	i	r	r	e	i	u	n	y	d	a	n	o
c	f	n	o	d	i	c	g	q	e	v	e	n	o
t	h	g	i	e	w	t	h	g	i	l	a	m	c
r	d	e	d	n	a	h	t	f	e	l	a	e	g
o	e	e	e	i	r	k	t	g	t	n	p	n	h
l	f	t	r	n	o	n	s	t	i	c	k	p	i
i	e	f	y	g	u	e	s	c	h	o	o	l	a
a	n	t	i	l	l	r	u	r	e	b	r	a	b
t	n	k	b	c	g	r	o	o	m	i	n	g	g
k	i	t	c	h	e	n	h	c	w	n	a	e	n

Applique
Barber
Blunt
Cooking
Decorative
Embroidery

Fabric
Floral
Gardening
Grooming
Heavy Duty
Kids

Kitchen
Left Handed
Lightweight
Manicure
Medical
Nail

Nonstick
Office
Paper
Pinking
School
Sewing

Tailor