



Sew 'n' Tell

Comox Valley
Schoolhouse Quilters' Guild
www.schoolhousequilters.com

March 2017

Monthly newsletter of the Comox Valley Schoolhouse Quilters Guild • Box 1507 Comox, BC V9M 8A2

President's Message

Glimpses of Camp Homewood Retreat - Feb. 2017

Having just returned home from 5 days at retreat, I've decided to share my perspective of things.

Wake up early and excited on Wednesday and pack 2 or 3 extra things I "dreamed" up during the middle of the night.

During my shower, I realize I forgot to pack a towel. Whew! Heaven forbid that you would forget your suitcase with all your clothes at home. You would need a friend to come to your rescue.

Drive to Island Sewing's new location in Campbell River and buy a new foot for my Pfaff machine. Meet at least 10 other retreat participants coming or going into the store.

Many vehicles arrive for the 10:30 ferry and the long cue begins. Normally some meander from car to car and visit while we wait but the drizzle/ rain discourages this.

It's like a parade as many vehicles make their way to the restaurant at Heriot Bay for lunch. They open a large room for our group of about 24.

We arrive at Camp Homewood. Luggage piles up in the lobby, as we wait for the 1 pm opening.

38 of us, eventually, find our work table and set up for the fun. Several have their traditional spots, either on the "light side" or the "dark side".

Janis Davis puts out two thread jars, one on the light side, one on the dark side, to collect threads, of course (prep for her program in March)?

At 5:30, the bell is rung and like well trained Pavlovian dogs, we salivate and find our seats in the dining area.

At each meal, we are sorely tempted to eat more carbs with fresh baked, warm focaccia, corn bread or croissants etc. at the front of the line. There is always enough food whether your table gets up first or last.

A staffer named Sam, one day goes through announcements before the meal and after he says grace, he confesses that he has arrived at easily the most stressful part of his day- to select the order in which tables get into the food line. He is so sincere in that he does not want to offend anyone as he chooses tables.

(Continued on page 2)

(Continued from page 1)

(Are we that intimidating?) He comes up with birth dates, dice, quilt trivia, and scrabble tiles to make a random selection of tables. His sense of humour is so spontaneous and endearing.

Some work on UFO'S. Others begin retreat projects- items they save for this event. Most pack multiple projects so that they won't run out of work or they can switch if they get bored or frustrated.

I truly admire the fiercely stubborn attitude of one member, who tackled a very difficult UFO, and ripped and pinned and sewed, and ripped and repined and sewed, and did it on several other stages for the project, to complete it after starting it 1 1/2 years ago. She did a beautiful job and should be VERY proud! I found it inspirational.

The night owl types stayed up till who knows when as they like to do. I wasn't one of them as I struggle to get into a sleep routine after my recent travels.

A group of 5 to 6 went for walks each day on a 2 km loop from the parking lot. We need to burn some calories! (The rain had disappeared till Sunday packing).

Thursday saw many playing the RCL dice game for strips, and then for junk food. The latter saw the tossing of sizeable chocolate bars or bags of chips into a grey cafeteria bin. A gentle toss sometimes became a frustrated firing of goods into or towards the bin. (I was reminded of the sayings -It's all fun and games till someone loses an eye, or No blood no foul). People really wanted to win and then the ultimate winner gladly shared the goods with everyone.

The best part is socializing with everyone. You visit their table, see their pattern, fondle the fabrics, offer or request advice, scrounge for a fabric or thread colour, share tools, notions and knee lifts and, of course, get motivated as the finished flimsies, quilts, runners or bags get hung from the railings above us.

Could it really have been 5 days instead of 4? It went soooo fast. It must have been FUN!!!

(Continued on page 4)

Comox Valley Schoolhouse Quilters' Guild

www.schoolhousequilters.com

2015—2016 Executive & Committees

Presidents:	Raelene Robertson and Pat McEwen
Past Presidents:	Anne McCullough & Mary-Lou Morden, Carol Erskine
Vice President:	Janis Davis
Secretary:	Patti Kemp
Treasurer:	Sharon Latham
Community Quilts:	Coordinator—Nerissa Thomas
Lilli House	Verna Power
Breast Cancer & Teddies & Toddlers	Gladi Lyall
Placemats	Sharon Latham
St Joe's Babies	Joy Whitehouse
Seniors & Fire Quilts	Nerissa Thomas & Verna Power
Pregnancy Care Centre	Nerissa Thomas
HAW 2017	Mary Lou Morden
In-House Draw:	Brenda Levirs
Library:	Anne Taschereau Mamers
Membership:	Carreen Webber and Carol Metner
Newsletter:	Hope Rychkun
Newsletter Advertising:	Joan Johnsen
Programs:	Janis Davis
Refreshments:	Bonnie Linneker & the Kitchen Cops
Retreats:	Terry Vadeboncoeur, Beverly Luck, Sharron W.
Sunshine:	Trudy Thorne
Venue:	♦ Charles Dickens ♦ Nautical Days
Website:	Sam Crewe
Workshops:	Bonnie Smith, Eva Hansen & Lynda Reid
Word Puzzle:	Bev Michaluk

From the Editor's Desk

Newsletter Advertising:

To advertise in the newsletter please contact Joan Johnsen for rates. Submit advertising by the **15th** of the month for inclusion in the next month.

forjj1@shaw.ca

Newsletter Deadline:

Please submit all entries for the newsletter by the **20th** of the month for inclusion in the next month's newsletter.

Submit articles to Hope (current editor) using the email:

editor@schoolhousequilters.com

Guild Meetings

Our guild meets every Thursday from 9:00am to 9:00pm for quilting at the Cumberland OAP Hall.

General Meeting (September to June) on the **1st** Thursday of each month at **6:30 pm**

Executive Meeting (September to June) 3rd Thursday of each month at 1:00pm

No meetings in July or August, just wonderful sewing days...

Our Website:

www.schoolhousequilters.com

Memberships

Don't forget to renew your membership. You need to be a paid member to enjoy the benefits of the guild...

(Continued from page 2)

Raelene

Winner of the junk food the second evening
--- Mary Lou



Comox Valley Exhibition (CVEx) Quilt Show

August 25, 26 and 27, 2017

Just a reminder that the Fall Fair is fast approaching. Because the Guild is also having a Quilt Show you, the volunteers, are going to be doubly needed, and you have always been willing and able to do so.

The official entry book is available in May so quilt entries can be made any time after that. Support your community in this event and showcase your creations. Be they king size quilts or journal quilts or any size and type in between, a category in the quilt show will be applicable. As you are making your fabric creations think about entering them in CVEx. It should also be pointed out that your quilts can be entered in the Guild Quilt Show and still be entered in the Fall Fair i.e. being in either show does not exclude you from the other.

As always, there is the Challenge Quilt category at CVEx. The Theme for this year's CVEx is '**Canada 150 and Growing**'.

The challenge quilt can be up to 48" square in any technique. The entry must reflect the theme and have been made in the 12 months preceding the 2017 Show.

We look forward to another successful Quilt Show at CVEx 2017 so please think about quilted items you could enter and/or volunteer your time. And even if you are unable to do either of those mark the dates on your Calendar and come and admire.

Judy Morrison

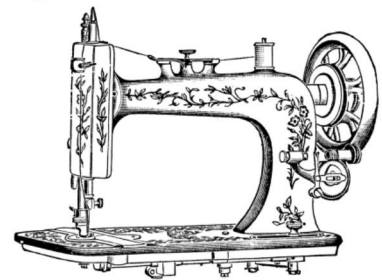
Comox Valley Exhibition

2017 Quilt Show

Friday, August 25

Saturday, August 26

Sunday, August 27



**Participant Guide & Entry Forms
available Online June 1st**

Entry Deadline Aug 16, 2017

Email: info@cvex.ca

Web: cvex.ca

CAMP HOMEWOOD RETREAT

Mark the Dates . . . our next Camp Homewood retreat is scheduled for **October 18th – 22nd, 2017**. We have found the *four* day retreat provides us with lots of valued time for sewing and socializing. **Please note this retreat will run from 11am Wednesday to 11am Sunday**. Sign up will start at the June business meeting. If you do not feel you can attend for a full four days please do not let that deter you from registering as it is a possibility for some of you to attend for three days only.

Depending on sign-up numbers we will also have the option of opening up the guesthouse for more private rooms. For further details concerning the guesthouse please speak to one of the retreat coordinators listed below. The cost per individual for the *four* days will range from \$252. to \$305., depending on the room you choose. The starting range of \$252. is a bunk style dorm room which sleeps up to 7, however on average there are usually anywhere from 2 to 5 in these rooms. Individuals in these rooms have shared bathroom/shower facilities. There is a separate handicapped washroom available to any that may require ease of access to toilet or shower. There are also newer rooms available which sleep up to 3 and have their own washroom, including shower/tub. These rooms are either \$287. with 3 sharing the room or \$305. with only 2 sharing. All prices include 3 meals a day along with snacks in the evening consisting of cookies/squares, fruit, coffee, tea, and hot chocolate. The meals at Camp Homewood are excellent . . . and you will never walk away hungry!

If you have never been to a retreat at Camp Homewood we urge you to give it a try. It is a lot of fun and a great way to get to know your fellow quilters. Over the past couple of years we have seen a number of quilters who have attended retreat for the first time, and we continue to see more of them becoming regulars . If you wish to sign-up or for further information please contact one of the retreat coordinators listed below. Our contact details can be located on the guild website under “retreats” or by viewing the membership list.

For those of you who plan ahead the dates for our spring 2018 retreat are February 14th – 18th, 2018. We look forward to seeing some new members as well as all of our regulars at one of the upcoming retreats.

Beverly Luck
Terry Vadeboncoeur
Sharron Woodland

Extra Quilting Day

The OAP Hall has been rented for **Wednesday, March 29**, from 9 to 9, for Quilters.

Come and sew, and if you are coming back early on Thursday you can leave your sewing 'stuff' over night.

Cost is \$10 and includes a mini-workshop, if you wish to take it, i.e. it is optional.

Pre-payment is not required but would be convenient for the facilitator (me) just so that I know the rent is paid.

Remember that if you haven't pre-paid you are still welcome to come on the day and pay when you arrive.

Everyone is welcome.

Happy Quilting.

Judy M. Morrison

Any Questions call at 250-890-1053 or e-mail.

March Meeting Program

Thread

Are you a basic sewer and quilter or do you like to put more creativity and expression into your work. Either way it is the thread that finishes our projects.

From spools, to quilts, to thread jars, to embellishment, what do you like to do?

Janis Davis

"Reminder to Members

Got something you would like to raise at an upcoming meeting? Please let me know by email no later than the day before the meeting so that we can allocate our time more efficiently in the business portion of our meetings. This includes items to be addressed under Members' Announcements.

My email address is secretary@schoolhousequilters.com

Patti (Secretary)

Book Review!

Nickel Quilts

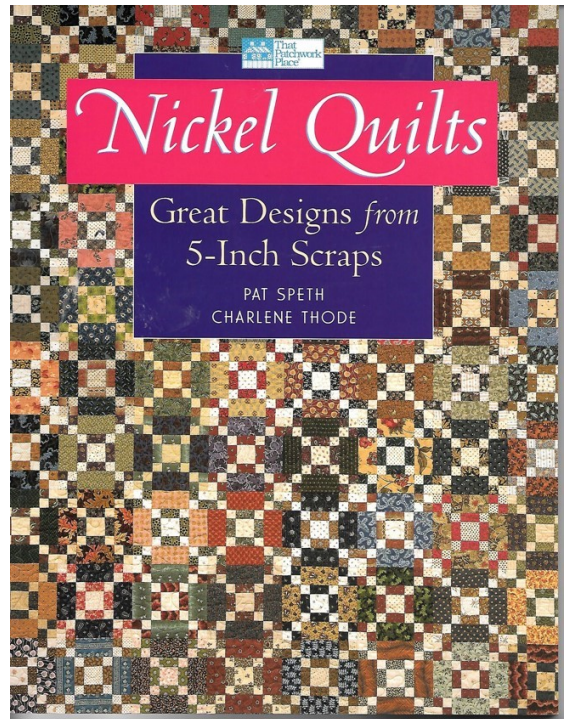
Great designs from 5 - inch scraps

Pat Speth, Charlene Thode

Martingale & Co. 2002

Guild Library #79

This book is easily passed by in our guild library. For one, the cover looks so complicated! After going through "Nickel Quilts", I think the book should be renamed "Easy Quilts". Once a seemingly complicated block is broken down into parts, the pieces are so quick to make and reassemble. Another plus is the use of scraps which, when put together, create a quilt which has structure and design, resulting in a first rate project.



The authors assume you don't own enough scraps to make these "Nickel" quilts (so named for the 5" squares used). The first part of the book is devoted to scrap accumulation by different means. Another suggestion I would add is to visit our 'free table' on Thursdays. If you do find you have yardage you wish to use up, a chart showing how many 5" squares can be cut from different sizes is included. Another chart gives you resulting larger or smaller block sizes if you don't use 5" squares.

After a section of "General Directions" the authors go on to the important part - creating the units. The simple method of dividing and sewing a 5" square into pieced units eliminates math calculations - easy! The quilts in this book are all made from combinations of eight different units: two patch, four patch, half square triangles, hour glass, flying geese, picket fence, small wonders and combinations. Most of us

(Continued on page 10)

(Continued from page 9)

know the first of these units, but if you aren't sure about the last two, check them out (pages 16,17) and see how easy they are to construct.

Now to the 20 quilts - each quilt pattern is rated beginner, easy or intermediate, and includes directions for three different sizes. For each quilt you are given the finished size, number of blocks required and the 'set' of the blocks (ie 3x4). The material chart includes everything from number of 5" squares required to size of batting needed for each quilt. Cutting directions for each size of quilt comes next and includes squares, borders and binding. Nothing is left for you to work out yourself.

Quilt directions include which construction unit is needed and, as a bonus, two quilts are constructed at the same time if you make a "Pinwheel" (pg. 74). It seems that in constructing the 'combination' units for "pinwheel", you then have, leftover, the mirror 'combination' units for "Labor Day Madness" (pg. 78). Please, someone, try this and see if you do get two quilts!

Take a look at "Jewel Box", the first of the patterns provided. Simple four patch and half square triangles can be put together in no time at all for this lovely quilt. The next, "Autumn Stretched Star" consists of only one unit, but suggestions for other unit placements can result in completely different quilts. Even "All that Glitters" (pg. 96) only uses one unit in its construction (small wonders unit) to make, what appears to, be a project which may take months to piece. Thank goodness for rotary cutters and quick construction methods!

Our library has another book by Pat Speth, "More Nickel Quilts" #83. Wonder if she has been able to produce another winner the second time around?

Lois Warner

COMMUNITY QUILTS

First off, a BIG thanks to all the ladies who participated in the Quilt Bee for CQA on January 26th, and I know there are still some ladies working on blocks & flimsies. So far, I have collected 9 flimsies & 87 blocks. Way to go!!

A HUGE shout out to Fabricland/Red Barn to the tremendous deal they gave on the purchase of 2 rolls of batting. N. Jefferson Co., no longer sells wholesale to Guilds so we had to find another source.

Thank you to Carreen, Gail K., Jessie & Karen for volunteering to help with our display at the Heritage Faire in Cumberland on February 23rd. It was well attended with many people stopping to admire our quilts.

We had a Mom thank us for the quilt her baby received when he was born at St. Joe's; and another young woman who still treasures a quilt she received a few years ago when she went to stay in Lilli House with her Mom.

Our donated quilts provide a lot of love & comfort, and are truly appreciated.

Nerissa

MARCH 2017 WORKSHOP NEWS

Thanks everyone, for being so enthusiastic about the spring workshops.

There are still a few spaces left, so if you've been putting off signing up, make a point of doing so at the March meeting!

Mystery Quilt with Janis Davis – March 11th, 2017 - \$32.00

Bargello with Raelene Robertson – March 25th, 2017 - \$32.00

Roll Top Bag with Joan Johnsen – April 22, 2017 - \$32.00
Waiting list being taken.

Beginner Machine Applique with Jan Hill - May 27th, 2017 - \$32.00

This is a class for beginners to machine applique.

In the morning, Jan will talk about products and techniques and give you helpful hints. You'll get a chance to test fusibles and machine stitches and in the afternoon you will work on a project of your own.

Remember, we're always open to hearing your suggestions for classes and teachers you would like to have.

Your workshop committee,

Eva Hansen, Lynda Reid, Bonnie Smith

2017 QUILT SHOW

Planning for the Quilt Show is moving right along. The seven vendors have confirmed & three have already paid for their booths.

Posters & handbills are being distributed & if you are interested in helping to take some posters to businesses, etc. please contact Adrienne Elfstrom or Myra Shearer.

Florence Labrecque will be putting out the volunteer sign up sheets in March.

If you have any questions regarding quilt registration, please contact Diana UnRuh or Marilyn Schick.

Registration forms will be available soon.

The next Quilt Show Committee Meeting will be held on **THURSDAY MARCH 9th @ 1:00 p.m.** & anyone is welcome to attend.

Nerissa

Refreshment Rota

Each month has been allocated letters of the alphabet. If your last name begins with one of the letters for that month, then that is the month that you are responsible for bringing a snack to the business meeting in the evening.

Having said that, if you just feel like baking or bringing something to any business meeting, regardless if it is your "turn" or not, you are more than welcome to do so!

Month	Surnames beginning with:
September	A, B
October	C, D, E
November	F, G
December	H, I, J.
January	K
February	L
March	M
April	N, O, P, Q, R
May	S
June	T, U, V, W, X, Y, Z

The Kitchen Cops

Happy March Birthdays

Erskine	Carol	3-4
Labrecque	Florence	3-4
Tutt	Susan	3-8
Rychkun	Hope	3-9
Shearer	Myra	3-9
Kelly	Margaret	3-10
Church	Carroll	3-11
Sherstone	Coby	3-20
Bocking	Barbara	3-24
MacDonell	Sandy	3-26
Richert	Susan	3-29
Murray	Betsy	3-30



Guild Member Personal Information

If you need to contact any of our guild members, executive or committee members please go to the **Members Only** page and then to **Memberships** on our website for the most up to date list of all email, addresses and phone numbers of current guild members. Remember you will need to be a paid member to get the userid and password to enter this area.

To protect the privacy of our guild members' personal phone numbers or email addresses will not be published in the newsletter unless specifically requested by the committee member. Most committees have a guild email address that is redirected to their personal address.

If your committee does not as yet have one or you are organizing a special event please send an email to our webmaster using webmaster@schoolhousequilters.com to request one.

As a paid member you have received the login and password for this section. If you do not have access to a computer or printer please see Hope to request a paper copy of our newsletter. If paper copies of newsletters are not picked up 3 months in a row your name will be taken off the paper copy list. If you will be away, please arrange for another guild member to pick up your paper copy.

SUNSHINE

If anyone knows a guild member who has been ill or has illness or a death in their family or who just needs to be cheered, please call:

Trudy Thorne
(phone number on membership list)

Or email:

sunshine@schoolhousequilters.com

so that a card may be sent

Personal Information Changes

Please notify the Membership Committee of any changes to your email, phone number or address.

The Membership Committee will then pass this information on to those who need the information to update email lists, and membership files.

Keep your information up to date in order to receive email regarding guild events.

Our Printer - ABC Printing & Signs



Our Advertisers

Red Barn Quilt Shop
Courtenay & Campbell River

Arriving in March
Tabby Road from Tula Pink

Our Canada 150 Blocks "Heron" and
"Spirit Bear" patterns are ready for pick
up to start your Sesquicentennial Quilt

Guild members receive 10% off
member price with your card

connect with us

www.facebook.com/RedBarnQuiltShop

www.pinterest.com/redbarnquilt

www.instagram.com/RedBarnQuiltShop

sign up for our sale emails
redbarnquiltshop@gmail.com

Comox Valley Schoolhouse Quilters' Guild

www.schoolhousequilters.com



Gala Fabrics
104-1483 Douglas Street
Victoria, BC
Canada V8W 3K4

T: 250.389.1312
F: 250.389.1339
E: info@galafabrics.com
W: galafabrics.com



CINDY SCRABA
OWNER + THREADUCATOR

EMAIL cindysthreadworks@telus.net
TEL. 250.738.0560

SUBSCRIBE TO E-NEWSLETTER "THREADNEWS"
THREAD TALKS • WORKSHOPS • TRUNK SHOWS

WWW.CINDYSTHREADWORKS.COM

Cloth Castle

"Your One Stop Sewing and Quilt Shop"



25%

**Off one Regular
priced item.**

Excludes sewing machine department
Must present coupon at purchase

We love all of our regular customers
and are proud to have served you for
the past 48 years! Thank you for
your continued patronage!

786 Goldstream Ave.

Victoria BC V9B 2X6

250-478-2112 ~ clothcastle.com

Comox Valley Schoolhouse Quilters' Guild

www.schoolhousequilters.com



(250) 339-4059 Toll Free 1(877) 339-4059

e-mail: sewfun@telus.net

Find us on Facebook

<http://www.facebook.com/HuckleberrysFabricsInc>

BERNINA+
SALES · SERVICE · SUPPORT

Valid February 13 to March 5
BERNINA's Best Price of the Year Sale

B 570 QE
\$2,999!

\$4,799 MSRP



Store hours:

Monday-Friday 10am-5pm

Saturday 10am-4:30pm

Sunday Noon-4pm

Closed Holiday





Finally! A quality made sewing and quilting machine at an affordable price that you've been looking for!

Introducing



Presents Our March Special

The *EverSewn* bundle deal!



+



Regular price \$750.27

Now only \$650.00
TAX INCLUDED!




Eversewn Sparrow 20 with extension table and Sewing Starter Kit!

Bring in this ad and get \$25.00 more off!!


Island Sewing Centre, #3 - 2231 South Island Hwy, Campbell River, BC, V9W 1C4, Tel: (778) 418-2232

Kismet Quilts



In honour of Dr. Seuss' 113th birthday on March 2nd,
All Seuss Fabric is 25% off for the month of March.

Featuring the largest selection of Seuss Fabrics this side of Whoville.

 www.kismetquilts.com
5334 Argyle St., Pt. Alberni • 250-723-6605 • Mon-Sat 10am-5pm

Comox Valley Schoolhouse Quilters' Guild

www.schoolhousequilters.com

THE *Stitcher's Muse*
NEEDLE ART

Classes
Books
Charts
Tools



Fibres
Fabrics
Supplies
Notions

99 Commercial Street, Nanaimo, BC, V9R 5G3
(250) 591-6873 • thestitchersmuse.com • info@thestitchersmuse.com

“Discover the world of sewing!”
“Wander through our store for a refreshing experience”



Your One Stop Quilting and Sewing Machine Store on Vancouver Island!

Saturday Deals!

1st Saturday 20% off Day	3rd Saturday Pre-Cut Madness 20% off pre-cuts	LAST SATURDAY BUY 1 GET 1 50% off ALL REGULAR PRICED MERCHANDISE
------------------------------------	---	--

Call or visit us for more details.

Hours: Sun. 12-4, Mon.-Sat. 9:30-5:30 (Open Fri. night if there is a class.) Closed Holidays and Sundays in July & August

f "Like" us on facebook
Snip & Stitch Sewing Centre

t Follow us on twitter
@snipandstitch

w Join the conversation on our blog
www.snipandstitchblog.wordpress.com



Snip & Stitch
SEWING CENTRE
NANAIMO

#1-4047 Norwell Drive
Nanaimo, B.C. V9T 1Y6
1.250.756.2176
1.800.789.1730
Email: info@snipandstitch.com
www.snipandstitch.com



Comox Valley Schoolhouse Quilters' Guild

www.schoolhousequilters.com

AFFORDABLE SEW & VAC
2885 CLIFFE AVE
COURTENAY
PH 250-897-0950

WE ARE YOUR WARRANTY CENTER
MIELE
CYCLOVAC
ELECTROLUX
KENMORE



PROUDLY MADE IN CANADA
FOR OVER 45 YEARS
CONSTANT POWER IN SPITE OF THE
VOLUME IN THE DUST BAG
ACOUSTIC COMPONENTS SOUNDPROOF UNIT
CARBON DUST FILTER

MADE IN GERMANY
UNRIVALLED QUALITY
6 STAGE SUCTION CONTROL
FULL SWIVEL CASTORS
AIRCLEAN FILTRATION
STAINLESS STEEL SUCTION TUBE

After the SALE it's the SERVICE that counts



SERGE & SEW
Come see what we're all about!
A home away from home
For all your quilting needs:
Books, Patters, Fabric & Notions.

- * Row by Row Experience 2017- On the Go
- * Canadian Mystery Quilt by Shania Sunga
- * Northcott's Trans- Canada Block Party
- * BCS Mystery Quilt Club- Border Creek Station

Authorized Dealer for PFAFF & BABYLOCK
Sewing machine & Serger. Repairs Machines

105-6750 N Island Hwy. (Near Costco), Nanaimo, BC.
Ph: 250-390-3601. Email: sergeandsew@telus.net
Web: www.sergesew.com

BIB n' TUCKER QUILTING

March Sale

All tone on tone greens

Prints with creatures

20%-30% off 2m+ (same bolt)
½ m minimum cuts

1006 Craigflower at Tillicum
Victoria BC V9A 2Y1

386-6512 (Mon- Thurs 10-4, Sat 12-4)

Word Search Puzzle Bring to April Meeting

Knitting Words

Beverly Michaluk

																	P	R		
C	C	A	S	E	U	H	E	G	T	A	E	P	E	R	M	R		Y	M	
G	A	U	G	E	S	H	K	2	T	O	G	F	L	T	J	R		N	W	
S	S															I	N		D	L
B	O		R	E	T	R	A	G	F	V	V	U	D		B	I		R	R	
W	N		I	I	N	C	R	E	A	S	E	K	E		Y	E		D	F	
M	E		J	R								Y	C		M	K		M	X	
T	E		G	L		S	F	G	N	M		P	R		D	S		O	I	
N	D		W	X		L	Z	E	T	P		Y	E		I	V		Y	H	
A	L		C	S		I	O		Z	M		T	A		Y	B		Y	B	
J	E		S	I		P	T		X	X		S	S		A	Y		G	V	
W	S		F	V		E	M					H	E		J	Y		D	P	
R	E		B	N		M	O	S	S	'	U	I	G		M	A		G	N	
G	U		I	P		H	T	F	G	S	B	B	M		U	R		D	I	
V	D		R	U											R	N		G	P	
L	V		H	R	F	C	F	A	U	U	Q	A	H	P	O	Y		Y	P	
K	A		G	L	K	Y	N	N	E	L	B	A	C	U	W	B		K	G	
Y	H																		H	P
B	O	I	V	F	N	F	S	L	B	V	J	G	O	D	F	A	Z	G	W	
T	G	X	I	Z	N	J	D	W	T	X	D	E	V	S	G	A	T	E	R	

CABLE
GAUGE
PURL
SLIP

CASE
INCREASE
REPEAT
YARN

DECREASE
K2TOG
RIB

GARTER
MOSS'
ROW

GATER
NEEDLES
SKEIN