



Comox Valley
Schoolhouse Quilters' Guild
www.schoolhousequilters.com

September 2017

Monthly newsletter of the Comox Valley Schoolhouse Quilters Guild • Box 1507 Comox, BC V9M 8A2

President's Message

This is my final article to you as president. I have frequently stressed about what I should say each month that might be of interest to you. Thanks to all those that have commented that they actually enjoyed what I had to say!

It has been an interesting and rewarding two years for me. I have learned much about how our unique guild functions and prospers. You must know that I, all too frequently, boast to people about how fantastic our guild is and how lucky we are to be able to sew each and every week, should we choose.

As a very public figure, many people at the hall know my name but, unfortunately for me, I might know your face but do not know your name. (That senior thing!) Thank heavens for our name tags, whether they be our self-made ones or green masking tape.

I finally got to make a "roll top bag" in the workshop offered this year. I had seen many of you using these and finally got the opportunity to make it. I just sold it and have made a second one. Now I long for a beading workshop. I absolutely love the name tags I see members wearing that have this embellishment!

These past two years have also seen me build my stash. I really must stop buying all the beautiful bright fabric I keep finding!

My mantra for so many years is "too much to sew, so little time". I don't even want to count how many UFO'S I have on my shelves.

During my recent visit to Calgary, a good friend commented that I needed to golf more and sew less during the summer months when the weather is so good – that I needed to save the sewing for the rainy days. He just doesn't get it.

I am already looking forward to Fall retreat, sew days and workshops that the committee is working on. I was so impressed at how many new members signed up for the workshops recently. Of course, these workshops are aimed at them, despite the fact that all us old timers need and want to learn too!

I challenge you, this year, to speak to me or any executive member about what you might like to see happen, whether it be a demo, shop hop, etc. We do need to hear from you in order to serve you.

Raelene

SEPTEMBER 2017 WORKSHOP NEWS

Welcome to another year of guild workshops! We have 4 scheduled for the first half of the year.

You can register for classes on Thursdays, usually between 1 and 2 pm and also on meeting nights. If you register for a class, you will find information about the class, including the supply list, on the guild website under workshops.

Please check your calendars **before** you register to ensure that the date of the workshop is good for you. Following is our cancellation policy. While we make every effort to fill your space should you have to cancel, it is not always possible.

CANCELLATION POLICY:

If you must cancel, here are some things to remember:

If you are expecting a refund, you must cancel at least 10 days prior to the class. This gives us time to check to see if there is anyone on the waiting list, contact those people to offer them your space, and wait for their decision. It takes us time to work our way through the list in order. Please keep in mind that the binder with the class and waiting lists is only accessible to workshop committee members at the hall on Thursdays.

Refunds are only issued if the class is full and there are people on the waiting list who want to & are able to attend the class.

Class fees are based on a minimum break-even point. So that we can continue to offer classes, we must have a minimum of 12 students in each class. If we don't, we cannot cover the cost of the room rental and teacher fee.

We are conscious of the fact that we're all members of the same guild and whenever possible, we do like to get member's money back to them if they cannot attend. At the end of the year, when we balance our books, we may be able to consider exceptional circumstances that will allow us to consider other refunds.

It is so encouraging to see so many of our guild members participate in our classes we look forward to that continuing in the coming year.

Here is a list of the classes for the fall and the descriptions from the teachers of what the class is all about.

(Continued from page 2)

**Sun., Sept. 24
10 am – 4 pm**

DEBBIE FLANNIGAN – SEW TOGETHER BAG – Class Full

&

**Sunday, Oct. 15
10 am – 4 pm**

DEBBIE FLANNIGAN – SEW TOGETHER BAG

If you were on the waiting list for the October class & were contacted and have not registered yet, please do so BEFORE the September meeting. At the September meeting, the class will be opened to the general membership.

The Sew Together Bag is a very useful little bag and ideal for needlework supplies. It has 3 zippered pockets inside, four open pockets, a handy pincushion and a great little needle landing.

All of this in a smartly held together by a zipper that forms two handles!

This awesome sewing supply storage bag will easily store your 8" scissors, a rotary cutter, marking pens, seam ripper, extra needles, floss thread, embroidery snips and much more.

This would be a great gift for friends for special occasions too!

**Saturday, Nov. 18
10 am – 4 pm**

JANIS DAVIS – CHRISTMAS DELIGHT

This festive quilt is easily made and can add a warm welcoming touch to your front door or entrance. Or, a set of placemats would make any table sparkle.

Paper piecing allows the quilter to make perfect points every time and is a technique well worth knowing.

This project is 10" x 12" finished.

**Sun., Dec. 2
10 am – 4 pm**

JUDY MORRISON – LEARNING TO PUT TEXT ON QUILTS

This class will be a review of everything you knew in grade school about lettering (printing)

(Continued on page 4)

(Continued from page 3)

and then a few techniques on how to include lettering in your projects.

The workshop includes lettering on paper complete with spacing and construction of letters and then various ways to include fonts and lettering techniques on fabric.

There is a \$10 kit fee for this class.

Please don't hesitate to ask us questions if you have any.

And we're always open to hearing suggestions for upcoming classes.

Eva Hansen, Mary Jean McEwan and Bonnie Smith
Your Workshop Committee.

CHARLES DICKENS FAIRE NOVEMBER 10TH TO 12TH 2017

Once again our guild will be participating in the Charles Dickens' Faire, Nov. 10-12.

This is a juried show and prides itself in having high quality, well established artisans. Our booth has always been well received and we hope that it will continue to be.

Anyone interested in participating needs to contact either Anne McCullough or Jan Hill by the September meeting for details regarding appropriate items to be sold.

We will have a meeting for all participants in mid-September to review pricing, items for sale and the scheduling for working at the show.

Comox Valley Schoolhouse Quilters' Guild

www.schoolhousequilters.com

2017 – 2018 Executive & Committees

Presidents:	Janis Davis
Past Presidents:	Raelene Robertson and Pat McEwen
Vice President:	Jan Hill
Secretary:	Myra Shearer
Treasurer:	Sharon Latham
Community Quilts:	Coordinator—Nerissa Thomas
Lilli House	Verna Power
Breast Cancer & Teddies & Toddlers	Gladi Lyall
Placemats	Sharon Latham
St Joe's Babies	Joy Whitehouse
Seniors & Fire Quilts	Nerissa Thomas & Verna Power
Pregnancy Care Centre	Nerissa Thomas
HAW 2017 & 2018	Mary Lou Morden
In-House Draw:	Brenda Levirs
Library:	Sandra Castiglia
Membership:	Carreen Webber and Carol Metner
Newsletter:	Hope Rychkun
Newsletter Advertising:	Sandy MacDonnell
Photography	Daniele White & Barb Messer
Programs:	Beverly Michaluk & Sheila Scrase
Refreshments:	Bonnie Linneker & the Kitchen Cops
Retreats:	Terry Vadeboncoeur, Beverly Luck, Sharron W.
Sunshine:	Trudy Thorne
Venue:	◆ Charles Dickens & Nautical Days
Website:	Sam Crewe
Workshops:	Bonnie Smith, Eva Hansen & Mary Jean McEwen
Word Puzzle:	Bev Michaluk

From the Editor's Desk

Newsletter Advertising:

To advertise in the newsletter please contact Sandy MacDonell for rates. Submit advertising by the **15th** of the month for inclusion in the next month.

nlads@schoolhousequilters.com

Newsletter Deadline:

Please submit all entries for the newsletter by the **20th** of the month for inclusion in the next month's newsletter.

Submit articles to Hope (current editor) using the email:

editor@schoolhousequilters.com

Guild Meetings

Our guild meets every Thursday from 9:00am to 9:00pm for quilting at the Cumberland OAP Hall.

General Meeting (September to June) on the **1st** Thursday of each month at **6:30 pm**

Executive Meeting (September to June) **3rd** Thursday of each month at 1:00pm

No meetings in July or August, just wonderful sewing days...

Our Website:

www.schoolhousequilters.com

Memberships

Don't forget to renew your membership. You need to be a paid member to enjoy the benefits of the guild...

CQA 2018 - Bus Trip to Vancouver

Plans are in progress for a 3 day, 2 night bus trip to CQA - 2018

If there is enough interest we will go ahead with bookings.

We would leave here on Wednesday May 30th and stop at Fabricana in Richmond before checking into the Hotel. Thursday May 31st, would be all day at the Quilt Show. Friday June 1st, for the morning, a trip to Tsawwassen Mills Outlet Mall and return home that afternoon.

The cost would cover bus and driver gratuity. Ferry, senior rate for those this applies to. Hotel would include two breakfasts. And entry fee to CQA Quilt Show. You would be responsible for other meals.

The cost, only if we fill the bus, would be an estimated \$400, if we confirm Hotel arrangements, requiring a \$200 non-refundable deposit before November 30, 2017. Balance due on or before March 1st.2018. If for some reason you are unable to attend, there would be no refund, and you would be responsible to find a replacement. Hopefully we would have waiting list.

We will start taking deposits September 21st.

Not only would we get to see the Quilt Show but have a nice little vacation also. You can e-mail me at, jrdavis4@shaw.ca please no phone calls.

Thank you. See you there.

Janis

CAMP HOMEWOOD RETREAT

The time has come to sign up for our next retreat which is scheduled for October 18th – 22nd, 2017. We have found the *four* day retreat provides us with lots of valued time for sewing and socializing. **Please note this retreat will run from 11am Wednesday to 11am Sunday.** Sign up will start at the June business meeting. If you do not feel you can attend for a full four days please do not let that deter you from registering as it is a possibility for some of you to attend for three days only.

Depending on sign-up numbers we will also have the option of opening up the guesthouse for more private rooms. For further details concerning the guesthouse please speak to one of the retreat coordinators listed below. The cost per individual for the *four* days will range from \$252. to \$305., depending on the room you choose. The starting range of \$252. is a bunk style dorm room which sleeps up to 7, however on average there are usually anywhere from 2 to 5 in these rooms. Individuals in these rooms have shared bathroom/shower facilities. There is a separate handicapped washroom available to any that may require ease of access to toilet or shower. There are also newer rooms available which sleep up to 3 and have their own washroom, including shower/tub. These rooms are either \$287. with 3 sharing the room or \$305. with only 2 sharing. All prices include 3 meals a day along with snacks in the evening consisting of cookies/squares, fruit, coffee, tea, and hot chocolate. The meals at Camp Homewood are excellent . . . and you will never walk away hungry!

If you have never been to a retreat at Camp Homewood we urge you to give it a try. It is a lot of fun and a great way to get to know your fellow quilters. Over the past couple of years we have seen a number of quilters who have attended retreat for the first time, and we continue to see more of them becoming regulars . If you wish to sign-up or for further information please contact one of the retreat coordinators listed below. Our contact details can be located on the guild website under “retreats” or by viewing the membership list.

For those of you who plan ahead the dates for our spring 2018 retreat are February 14th – 18th, 2018. We look forward to seeing some new members as well as all of our regulars at one of the upcoming retreats.

Beverly Luck
Terry Vadeboncoeur
Sharron Woodland

Canada 150 Hands Across the Water 2017

Campbell River Friendship Quilt Guild

When: September 30th 2017 10 am – 3:30 pm

Where: Fraternal Order of Eagles Hall 1999 14 Ave, Campbell River. Park at the front of the building, the hall is around the back. Not a huge parking lot so carpool if possible.

Cost: \$18.00 includes lunch, a trunk show by Daphne Greig, merchants and some great take homes!

How: We invite you to wear red and white. Our guild members are making Fascinators to wear and we would love to see lots of other people wearing them too!

Please see Mary Lou Morden to register for this fun event.

Canada 150 Quilt Challenge


The theme of the challenge is Celebrate Canada 150. We are hoping to get lots of entries this year and hope you have fun depicting an aspect of Canada that you enjoy! The challenge is for quilted wall hangings.

Your quilt must

- Include a maple leaf in either the design or the quilting.
It could be a Canadian Flag.
- Measure less than 150 inches around the perimeter (all sides added together).
- Examples of the largest measurements are a 37.5 inch x 37.5 inch square or a 30 inch x 45 inch rectangle or other rectangle adding up to less than that.
- Contain at least two of these features – ocean, mountain, lake, tree, prairie, river, or beach.
- Please do an information sheet with the quilt name, your name, phone number and Guild name. Include acknowledgements (e.g. designer if not an original)
- Judging will be by viewer's choice.

**The quilts will be displayed at Hands Across the Water
on September 30, 2017 in Campbell River.**

Have fun! Please contact Mary Lou for more details.



CUTTING INSTRUCTIONS

WHITE (NOT Cream or Beige, can be white on white as long as it shows as white)

Cut 5 squares $2\frac{1}{2}'' \times 2\frac{1}{2}''$

Cut 4 squares $3'' \times 3''$

Cut 1 square $4\frac{1}{2}'' \times 4\frac{1}{2}''$

RED

Cut 8 squares assorted reds $2\frac{1}{2}'' \times 2\frac{1}{2}''$

Cut 4 squares assorted reds $3'' \times 3''$

Cut 1 rectangle $1\frac{1}{2}'' \times 7''$

DIRECTIONS

Draw a diagonal line on white $3'' \times 3''$ squares. Place right sides together with red $3'' \times 3''$ squares. Sew a scant $\frac{1}{4}''$ on both sides of drawn lines and cut on drawn line. Press and trim to $2\frac{1}{2}''$.

Turn under $\frac{1}{4}''$ on long sides of red $1\frac{1}{2}'' \times 7''$ rectangle. Place diagonally on white $4\frac{1}{2}''$ square. Applique by whatever method you like.

Assemble maple leaf as per diagram.

Block should measure $10\frac{1}{2}'' \times 10\frac{1}{2}''$ unfinished.

Book Review

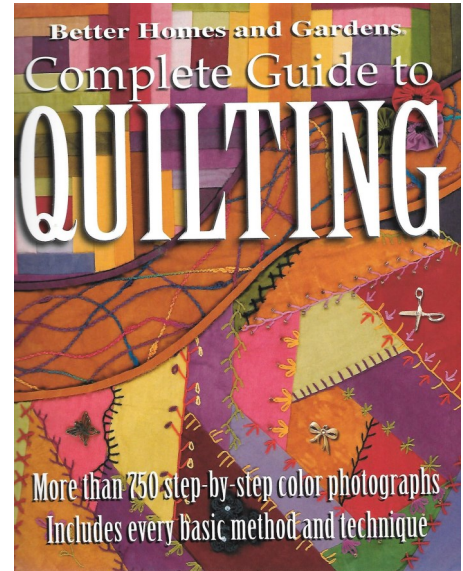
Better Homes and Gardens Complete Guide to Quilting

Published 2002

Guild Library # 335

This is certainly a complete guide book! Set out in 15 chapters, it begins with Tools, Notions & Supplies, and works through almost every imaginable quilting situation to Chapter 13 (Specialty Techniques).

Chapter 14 is a Glossary, while Chapter 15 is the Index. As well, each chapter begins with a Table of Contents and a small section describing the chapter.



If you are searching for a particular piece of information, simply check the Index where you will find the chapter number, followed by the page number in that particular chapter. This is a very easy reference method. In addition, there is a color coding for chapters at the bottom of each page. Perhaps you want information on felted wool applique? - you are directed to Chapter 8, page 30. Chapter 8 deals with Hand & Machine Applique and is coded green.

This book is set out for personal use as there are pages at the end of each chapter providing space for planning ideas, as well as writing notes pertaining to that particular chapter. Tips abound throughout this book. As well, use of photographs and good diagrams help to demonstrate procedures very clearly.

There are a lot of excellent charts throughout. Are you looking for quilt sizes to fit specific mattresses? Perhaps wondering how much fabric is needed for bor-

(Continued on page 11)

(Continued from page 10)

ders or binding? Charts in Chapter 5 even give you an estimate of yardage needed for common shapes which can be cut from strips - perfect if you don't wish to run out of fabric, or have a lot of fabric leftovers!

As a reference book for both beginner and seasoned quilters, this book is exceptional. The diagrams, photos and charts are user friendly. Along with tips, techniques and trouble shooting advice, you will have a "helping hand" guiding you through your projects. A thumbs up for this reference book!

Lois Warner

Business Meeting Programs

September 7th Program

Will be the Winners from CVEX. Could all winners please bring their Quilts to Show.

I would like to thank all who participated In Programs last year.

It was an interesting position, getting to visit with so many talented Quilters. Thank you to Carol Metner and Karrie Phelps for ideas.

See you there.

Janis Davis

Bev Michaluk & Sheila Scrase will be taking over organizing programs for 2017—2018 business meetings.

Comox Valley Exhibition Quilt Show 2017

The Quilt Show has grown every year since it first started nine years ago and 2017 was no exception. This year there were 129 quilt registrations and for the first time ever, all thirty-five quilt frames were used, in addition to fourteen lengths of construction fence. We used every bit of pipe except for 4 – 48" pieces. Chain and hooks were running low. That is success!

All of the success is due to the many quilters who support the Show with their quilt entries and to the many quilters and significant others who volunteer their time for set up and take down, and during the Show. We laud and applaud the efforts of those people.

Thank you ever so much from the Organizers of Quilt Show 2017.

Coordinator	Judy Morrison
Registrar	Rosanne Tinckler
Volunteer Coordinator	Gayle Hampton
Taking in of Quilts/Signing out	Diane Cave
Viewers' Choice	Margaret Yells

Guild Memberships

"A reminder from your Membership Committee that all Membership Fees are due by the end of October. After that date your name will be removed from the list, and you will no longer have access to the Members Only pages of our website. A member of the Committee will be at the OAP Hall on Thursday Sept 7th, from 3.00 p.m. onwards (including during the meeting) so you can pay then.

Cash or cheque accepted. \$60.00 will get you full membership privileges for a year – cheap at the price! See you then."

Thanks again
Carreen

Comox Valley Exhibition Quilt Show 2017 Judging Results

Best of Show	Gladys Schmidt	Flowers of Canada
Viewer's Choice – Bed Quilt	Judy Briosi	Fire Island Hosta
Viewer's Choice – Other	Chariti Briosi	Maruka's New Boots
Wyldflower Quilt	Gladys Schmidt	Flowers of Canada
Excellent Applique Techniques	Noreen Sterling	Fleur
Dorothy Nylin-Best Use of Colour	Karrie Phelps	Tabby Mountain
Excellence in Hand Quilting	Raelene Robertson/Evergreen Quilters	Blue on Blue

Large Bed Quilt Made by One Person

1 st	106	Jan Hill	Jan's Rose of Sharon aka Death by Satin Stitch
2 nd	101	Joan Boyle	Captain's Wheel
3 rd	103	Judy Briosi	Fire Island Hosta

Large Bed Quilt Made by more than One Person

1 st	207	Rosanne Tinckler	Interwoven Circles
2 nd	208	Rosanne Tinckler	Seaglass
3 rd	205	Sheila Scrase	Reach for the Stars

Small Bed and Cuddle Quilts

1 st	318	Jan Hill	Sprigs & Twigs
2 nd	337	Anne Taschereau-Mamers	Boomerang
3 rd	330	Fran Mills	Wild Berry Vine

Traditional Wall Quilt

1 st	407	Patti Kemp	Welcome to My Garden
2 nd	421	Lois Warner	Gum Blossom
3 rd	423	Margaret Yells	Strawberry Season

Original Design Representational Wall Quilt

1 st	516	Gladys Schmidt	Flowers of Canada
2 nd	510	Judy Morrison	My Lily, the Culmination
3 rd	507	Cindy Kozlowski	Farm Hand

Original Design Abstract Wall Quilt

1 st	605	Judy Van Sickle	Arline's Hibiscus in Oak Bay
2 nd	602	Brenda Caswell	Shattered Leaves
3 rd	601	Diane Beacham	Near & Far

(Continued on page 14)

(Continued from page 13)

Comox Valley Exhibition Quilt Show 2017 Judging Results

Wearables

1st 701 Chariti Briosi Geek Chic

Challenge "Canada 150 and Growing"

1st 801 Karen Caswell Growing Canada 150 Years and Beyond
2nd 802 Cindy Kozlowski Past, Present and Future
3rd 806 Jessie Schut Canada Airs Its' Quilts – Coast to Coast

Other

1st 903 Judy Morrison The Ladies
2nd 902 Judy Morrison A Boy Bag? Second Attempt
3rd 905 Karen Ross Australian Flower Power

Honourable Mention

343 Margaret Yells Green Spots Everywhere
520 Elvy Gustaffson Sunset Over the Comox Glacier
203 Barb Messer Kaleidoscope Pinwheel
501 Chariti Briosi Maruka's New Boots
413 Joyce McLellan Santa's Reindeer

PLACEMATS FOR MEALS ON WHEELS

Since we're having the Quilt Show in May this year, we decided, with the approval of the executive, that we will delay the placemat collection for Meals on Wheels from the June business meeting to the September business meeting.

Please feel free to take a placemat kit at the business meeting or on any Thursday.

The kits will be stored in our storage room in the laundry basket marked "PLACEMATS" and finished placemats can be left in the same basket.

Thanks,
Sharon Latham

Guild Members' Announcements

Ever wonder what our members are up to when not quilting. This page will be for announcing some activities our members are up to, especially as it relates to our community and helping others.

Contact editor@schoolhousequilters.com if you know of someone (or yourself) at the guild involved in our community, I will try and feature someone each month.

This month Karen & Chip Ross are involved with the Rotary Ribfest

For more information visit www.comoxvalleyribfest.ca



Volunteer Opportunity—Newsletter Editor

Are you looking for a challenging, exciting volunteer position with our guild. Consider taking over the Newsletter Editor position in September. This is a fun, exciting and sometimes challenging 'dare I say JOB' that I have had the pleasure of doing for quite a few years now.

It is time for some new ideas, perhaps you have some.

If you are interested please contact me (Hope) at the guild or via this email editor@schoolhousequilters.com for more information.

I usually spend about a minimum of 5 hours a month putting the articles (contributed by members) plus the advertising together. Our newsletter goes out from September to June (10 issues).

Skills required would be a **minimum** of the following:

- Extensive knowledge using software, the current newsletter is done in Microsoft Publisher but could be done in any software that can create the current format and able to save to a pdf file for publication.
- Knowledge of sizing and manipulating graphics files that our advertisers and contributors send in. Formats include jpg, pdf, word docx, png, excel and other formats.
- Ability to communicate via email with our advertisers and article contributors as well as our printing company.
- Able to meet deadlines.

Sounds like fun, it is so think about it and let me know. You would need to be able to do a mock up for practice for the September deadline with my help of course.

Hope

September Birthdays

Hall	Marlene	9/1
Fawcett	Valerie	9/3
Miller	Irene	9/6
Kirkoski	Gail	9/6
Latham	Sharon	9/6
Yells	Margaret	9/7
Pearson	Alexis	9/9
Hall	Marlene	9/15
Caswell	Karen	9/17
Nickason	Gwen	9/17
Morden	Mary Lou	9/18
Salo	Sheri	9/22
McCullough	Anne	9/23
Fraser	Jan	9/24
Lyall	Gladi	9/26
Hansen	Sharon	9/28
Schmidt	Gladys	9/28
Forsythe	Betty	9/29

SUNSHINE

If anyone knows a guild member who has been ill or has illness or a death in their family or who just needs to be cheered, please call:

Trudy Thorne
(phone number on membership)


Refreshment Rota

Each month has been allocated letters of the alphabet. If your last name begins with one of the letters for that month, then that is the month that you are responsible for bringing a snack to the business meeting in the evening.

Having said that, if you just feel like baking or bringing something to any business meeting, regardless if it is your "turn" or not, you are more than welcome to do so!

Month	Surnames beginning with:
September	A, B
October	C, D, E
November	F, G
December	H, I, J.
January	K
February	L
March	M
April	N, O, P, Q, R
May	S
June	T, U, V, W, X, Y, Z

The Kitchen Cops



Guild Member Personal Information

If you need to contact any of our guild members, executive or committee members please go to the **Members Only** page and then to **Memberships** on our website for the most up to date list of all email, addresses and phone numbers of current guild members. Remember you will need to be a paid member to get the userid and password to enter this area.

To protect the privacy of our guild members' personal phone numbers or email addresses will not be published in the newsletter unless specifically requested by the committee member. Most committees have a guild email address that is redirected to their personal address.

If your committee does not as yet have one or you are organizing a special event please send an email to our webmaster using webmaster@schoolhousequilters.com to request one.

As a paid member you have received the login and password for this section. If you do not have access to a computer or printer please see Hope to request a paper copy of our newsletter. If paper copies of newsletters are not picked up 3 months in a row your name will be taken off the paper copy list. If you will be away, please arrange for another guild member to pick up your paper copy.

Personal Information Changes

Please notify the Membership Committee of any changes to your email, phone number or address.

The Membership Committee will then pass this information on to those who need the information to update email lists, and membership files.

Keep your information up to date in order to receive email regarding guild events.

"Reminder to Members

Got something you would like to raise at an upcoming meeting? Please let me know by email no later than the day before the meeting so that we can allocate our time more efficiently in the business portion of our meetings. This includes items to be addressed under Members' Announcements.

My email address is

secretary@schoolhousequilters.com

(Myra Schearer)

Our Printer - ABC Printing & Signs



Get the
ABC Team
working
for you!

ABC
PRINTING
& Signs

250-338-6364
301 PUNTLIDGE ROAD
COURTENAY, BC
abcprinting@telus.net
www.abcprinting.ca

Our Advertisers



Gala Fabrics
104-1483 Douglas Street
Victoria, BC
Canada V8W 3K4

T: 250.389.1312
F: 250.389.1339
E: info@galafabrics.com
W: galafabrics.com



CINDY SCRABA
OWNER + THREADUCATOR

EMAIL cindysthreadworks@telus.net
TEL. 250.738.0560

SUBSCRIBE TO E-NEWSLETTER "THREADNEWS"
THREAD TALKS • WORKSHOPS • TRUNK SHOWS

WWW.CINDYSTHREADWORKS.COM

See Cindy at HAW 2017 in Campbell River

THE
Stitcher's Muse
NEEDLE ART

Classes
Books
Charts
Tools



Fibres
Fabrics
Supplies
Notions

99 Commercial Street, Nanaimo, BC, V9R 5G3
(250) 591-6873 • thestitchersmuse.com • info@thestitchersmuse.com

Red Barn Quilt Shop

Courtenay & Campbell River

We're excited to showcase fabrics from new suppliers Ink & Arrow, Sweet Bee and Dashwood Studios

The colours are gobsmackingly gorgeous and the designs inspiring. Be sure to stop in and see all that's new (there's a lot!)

Guild members receive 10% off member price with your card

connect with us

www.facebook.com/RedBarnQuiltShop

www.pinterest.com/redbarnquilt

www.instagram.com/RedBarnQuiltShop

sign up for our sale emails
redbarnquiltshop@gmail.com

“Discover the world of sewing!”
“Wander through our store for a refreshing experience”

Your One Stop Quilting and Sewing Machine Store on Vancouver Island!

Saturday Deals!

1st Saturday	3rd Saturday	Last Saturday
20% Off	20% Off Precuts	BOGO 50%

Call or visit us for more details.

Hours: Mon.-Sat. 9:30-5:30, Sun. 12-4
Closed Holidays See our newsletters and website for dates.

“Like” us on facebook: [Snip & Stitch Sewing Centre](#)
Follow us on twitter: [@snipandstitch](#)
Follow us on Instagram: [@KathySchroter](#)

#1-4047 Norwell Drive
Nanaimo, B.C. V9T 1Y6
1.250.756.2176
1.800.789.1730
Email: info@snipandstitch.com
www.snipandstitch.com



This Fall we are celebrating our **23rd Birthday!**

Join us Saturday, September 9/17: 10:00am-3:00pm
for our Birthday Party.

23 Door Prizes,
Outdoor Quilt Display (weather permitting),
Goodies and refreshments
Contact us by email so you can receive
our fall Class Schedule for info on
Demos & Classes & Bernina's Fall Sale



3 Days Only
September 7-9/17
23% off
regular priced
notions, pattern,
books & fabric

Store hours:
Monday-Friday
10am-5pm
Saturday 10am-4:30pm
Sunday Noon-4pm
Closed Holidays

BIB n' TUCKER QUILTING

September Sale

**All bolted fabric with
metallic accents & all
Christmas fabrics**

20% off - 30% off 2m or more

½ m minimum cuts

1006 Craigflower Road Victoria BC V9A 2Y1
386-6512 (Mon- Thurs 10-4, Sat 12-4)

Needle Loft Studio

Beginner & Intermediate
Lessons for Quilting,
Sewing, Knitting and
Needlework

Workshops
Longarm Rental
Artisan Studio
Needlework Supplies

Judy & Chariti Briosi

4019 Island Highway
Royston, BC

250-338-0154

250-650-0821

needleloft@telus.net

Cloth Castle

"Your One Stop Sewing and Quilt Shop"



786 Goldstream Ave. Victoria BC ~1-250-478-2112 ~ clothcastle.com
We are proud to welcome Megan Best National Handi Quilter Educator to our store!



1. Longarm Boot-camp - Are you new to longarms, need a refresher, or just not sure if it right for you? Then this is the class for you! Friday Oct. 27th 9:30 am - 12:30pm

2. The 3B's - Backgrounds borders and blocks This class teaches you to tackle your quilting in a new way . a perfect upgrade from allover quilting! Friday Oct. 27th 1:30-4:30

3. Creative Textures & Fills - This class will expand your pattern repertoire and also cover micro quilting and the use of micro handles! Sat. Oct 28th 9:30 am - 12:30 pm

4. Custom Waves, Curves and Circles - This class will use templates and rulers to tackle in the dreaded curve and make your quilts look amazing!



Comox Valley Schoolhouse Quilters' Guild

www.schoolhousequilters.com

**AFFORDABLE SEW & VAC
2885 CLIFFE AVE
COURTENAY, PH 250-897-0950**



SUV 1122



3160 QDC

**YOU'LL NEVER GO WRONG WITH JANOME
FROM BASIC MECHANICAL TO HIGH TECH COMPUTERIZED
JANOME MACHINES ARE SIMPLY THE BEST
AFFORDABLE QUALITY
FULL TRAINING PACKAGE * LOCAL WARRANTY**

After the SALE it's the SERVICE that counts

SERGE & SEW

Come see what we're all about!

A home away from home

For all your quilting needs:

Books, Patters, Fabric & Notions.

- * Row by Row Experience 2017- On the Go
- * Canadian Mystery Quilt by Shania Sunga
- * Northcott's Trans- Canada Block Party
- * BCS Mystery Quilt Club- Border Creek Station

Authorized Dealer for PFAFF & BABYLOCK

Sewing machine & Serger. Repairs Machines

105-6750 N Island Hwy. (Near Costco), Nanaimo, BC.

Ph: 250-390-3601. Email: sergeandsew@telus.net

Web: www.sergesew.com

Kismet Quilts

Welcome back, everybody,
to the official start of the

2017/2018 Quilting Season

Wishing all our friends another year
of fun, creativity and community.

Visit Kismet Quilts in scenic Port Alberni
for all your quilting needs.



www.kismetquilts.com


5334 Argyle St., Pt. Alberni • 250-723-6605 • Mon-Sat 10am-5pm

June Show n Tell



Comox Valley Schoolhouse Quilters' Guild

www.schoolhousequilters.com



Word Search Puzzle

Favorite Places To Visit
Bring to Oct. Business Meeting by Bev Michaluk

f d n a l o p a p h i l i p p i n e s
i a i b i m a n c u d d i d a j r l r
j n d i s n e y l a n d u r a o m l g
i a u s t r a l i a a b o s p o i i i
u w i a a r b u l j l m p a r c a v v
m s p b i i h n h i e e g o m o b h a
p t a i r v e l n t r n c r n n m s m
b o l u d e t u n n i c a r a g u a p
l b a w r i s a a s o l l c c o m n m
y a u g u r u a l n a p a j r i n p r

Australia

Botswana

Congo

Disneyland

Dublin

Fiji

Greenland

Ireland

Japan

Jasper

Latvia

Lithuania

Morocco

Mumbai

Namibia

Nashville

Nicaragua

Palau

Philippines

Poland

Rome

Serbia

Singapore

Uruguay

Usa