



Sew & Tell

November 2021

President's Message

Hello Everyone,

First-the President's Challenge is back and details will be revealed at the Nov. 4th meeting. This will be a fun project for anyone who wishes to participate.

Now, I would like to clarify a few things which have come up lately. On Wednesday Oct.20th, I spent about an hour on the phone going between BC Provincial Health in Vancouver and our local Island Health office trying to figure out the new COVID regulations and how they will affect us at the Guild. I must say, it's getting crazier every time changes are made.

According to the people I spoke to, we still must wear our masks when walking around the hall, but still no masks at lunch tables while eating and no masks when sitting at our sewing machines.

But what's crazier is that they've lifted the "distancing" rules. So now we can actually seat a few more people at the lunch tables and allow visiting at our sewing tables with masks on. As in restaurants and other group settings members will still need to be checked with the vaccine verifier app each time they come. We should have 6 to 8 of the executives or committee heads prepared to check the vaccine proof with the official app- it is a bit tedious but necessary, we do not want to be shut down due to lack of vigilance, please be patient and understanding. Other groups may choose to be more lax but we will err on the side of caution. It would be devastating to find out that the nice lady at the door enquiring about joining the guild was actually from the health board checking us out. I understand that it's actually happening with business, etc,. So by greeting these "possibly new members" and asking for their passports first it will eliminate any confusion and problems.

Another issue which came up at the October meeting was the assumption that our guild is regulated by the Societies Act as some other guilds are. The Schoolhouse Quilters' Guild is not a Registered Society, we are strictly a "Guild", a friendly group of women who meet every week to enjoy each other's company, do a whole lot of talking and even a bit of sewing. Those days mean more to us now since having lost them for over a year and a half.

The Executive is so appreciative of all the wonderful support we have received from so many of you, our members - thank you for helping us all get through this challenging time! I'm anxious to see the hall on Thursday with it's new coat of paint, hope to see you there!

Your President,
Diane

SACRIFICE
TRIBUTE SOLDIERS
REMEMBRANCE
POPPY DAY
VETERANS BRAVERY
RESPECT HEROES
LEST WE FORGET

In Flanders Fields
John McCrae

In Flanders fields the poppies blow
Between the crosses, row on row,
That mark our place; and in the sky
The larks, still bravely singing, fly
Scarce heard amid the guns below.

We are the Dead. Short days ago
We lived, felt dawn, saw sunset glow,
Loved and were loved, and now we lie
In Flanders fields.

Take up our quarrel with the foe:
To you from failing hands we throw
The torch; be yours to hold it high.
If ye break faith with us who die
We shall not sleep, though poppies grow
In Flanders fields.



November Quilt and Craft Sale

We have booked the Courtenay Lawn Bowling Clubhouse for our (hopefully) annual Quilt and Craft Sale on Friday and Saturday, November 5th and 6th. Our previous sale before Covid hit was very successful, so we plan to follow the same format.

We know that many of you participate in crafts other than quilting. We have a fairly large space all to ourselves so are encouraging you to include any other craft items you make in our sale.

While we do like to have a significant Christmas presence, it is not restricted to that; many people like to pick up birthday and other gifts as well. We love to have quilts for sale, but smaller pieces are our best sellers.

Just a reminder... this is a 'guild members' sale, so it is not appropriate to be selling things that your friends, spouses, business partners etc., have made.

We do hope that many of you will choose to participate this year.

If you are interested, please contact Anne McCullough (aemccul@gmail.com) or Jan Hill (janpeterhill@yahoo.ca) and we will pass on the details to you.

Happy quilting; looking forward to seeing you all soon!

Anne & Jan

(Continued on page 4)



Questions, Questions, Questions???

Now that we have started back to in-person meetings I am sure you have questions that need answering. Below is contact information regarding different areas you might need more information on or where to go to make changes.

1. Membership Renewal or Updates

If you can't be at a meeting there are two ways to renew or update your membership.

- ⇒ Go to our website www.schoolhousequilters.com and scroll down on the Home page where you will see the address for mail-in and a bit lower down a link to the membership form.
- ⇒ Fill in the membership form, print it and send with your cheque to the address on the form.
- ⇒ Or
- ⇒ If you are at the guild on a Thursday take your form to the hall and if Carol is there you can give it to her, she will then give you a new sticker for your membership card.

2. Birthdays

- ⇒ If your birthday is missing or wrong please notify membership and they will update where necessary.

3. Website Members Only password

- ⇒ This will be supplied to you by Membership when you join or renew.
- ⇒ If you forgot the password please contact Membership, DO NOT ask another member, editor or executive for this as only Membership knows if you are a current member.

4. Newsletters


- ⇒ If you didn't receive your newsletter in your email:
 - ⇒ Check your junk mail folder.
 - ⇒ Go to our website and you will find it there.
 - ⇒ Contact editor@schoolhousequilters.com to make sure the editor has your correct email.

5. Facebook Pages

- ⇒ For our regular Facebook page contact Tracy
- ⇒ For our Buy & Sell Facebook page contact Hope

Comox Valley Schoolhouse Quilters' Guild

www.schoolhousequilters.com




**SERGE
& SEW**

105 Nored Plaza
6750 N Island Hwy . Nanaimo, BC
250-390-3602. www.sergesew.com

Authorized Dealer for PFAFF & BABYLOCK
Sewing machines, sergers & machine repairs.

- * Fil-Tec Glide Trilobal Polyester Thread is in (5,000m spools)
- * Advent Calendar Panel and Stocking Panel are in.
- * New books & precuts have arrived!
- * New kits are available.
- * Books 25% off.

Fabrics for
Remembrance Day



A home away from home for all your quilting needs:
Books, Patterns, Fabric & Notions!

[Snip & Stitch Sewing Centre – Your one-stop quilting and sewing machine store on Vancouver Island](http://www.snipandstitch.com)
([snipandstitch.com](http://www.snipandstitch.com))

Newsletter Advertising:

To advertise in the newsletter please contact Hope Rychkun for rates. Submit advertising by the **15th** of the month for inclusion in the next month.

editor@schoolhousequilters.com

Newsletter Deadline:

Please submit all entries for the newsletter by the **15th** of the month for inclusion in the next month's newsletter.

Submit articles to Hope (current editor) using the email:

editor@schoolhousequilters.com

Normally our guild meets every Thursday from 9:00am to 9:00pm for quilting at the Cumberland OAP Hall.

General Meeting (September to June) on the **1st** Thursday of each month at **6:30 pm**

Executive Meeting (September to June) **3rd** Thursday of each month at 1:00pm

Our Website:

www.schoolhousequilters.com

Comox Valley Schoolhouse Quilters' Guild

www.schoolhousequilters.com

SUSIE SINGER IS GOING AWAY!

I finally got to do some sewing. I made these selvedge placemats for friends that are coming to visit. There's still a lot more selvages to use up!



The big news and the reason I don't have time to write much this time is because we are going on an adventure with our friends. Bernie Bernina & Jen Janome are coming along too, and we're all going to sew. We are packed & ready to roll!



'Til next time. Happy Sewing!

Susi

Programs


Now that we are back to meeting in person it will be great to once again enjoy Programs.



Quick Quilting Tips

QUICK QUILTING TIP

Fast and Easy Half-Square Triangles: 8-at-a-Time



You can get eight half-square triangles from a single square using this accurate and efficient method.

Check out Shannon Fraser's tutorial at: shannonfraserdesigns.com/blogs/quilty-blog/shattered-star-quilt-along-week-3-half-square-triangles-8-at-a-time-tutorial

FREE PATTERNS USING HALF-SQUARE TRIANGLES



www.freequiltpatterns.info/free-tutorial-half-square-triangle-quilt-by-little-island-quilting.htm



**BIN
THERE.
DONE
THAT
TOO!**



coopcrafts.com/2013/08/05/lava-meets-sea-half-square-triangle-quilt-with-tips-to-make-your-own/

Thanks to Marilyn for this quilting tip on half square triangles.

Half Square Triangle Quilts

Anne Taschereau Mamers



Carreen's HST



CAMP HOMEWOOD RETREAT UPDATE

February 9—13, 2022

Our next Camp Homewood retreat is scheduled for **February 9th – 13th, 2022**. As everything is tentative at this point we will be doing registration a little differently. We will begin by taking names and room preferences at the December business meeting; however will not be requiring deposits at that time.

We are waiting to hear from Camp Homewood Guest Services in regards to the current rates, and whether they are anticipating any special COVID regulations. Will provide further details when available.

Just a little overview for any new guild members. Camp Homewood is located on Quadra Island. In non-Covid times we have held two retreats per year, one in October and one in February.

The retreat runs from 11am on a Wednesday through 11am Sunday. Rates are reasonable and include three terrific meals a day, as well as "mug up" in the evening.

Beds are mostly bunks in shared rooms. Tables are supplied or you can bring your own, along with all your sewing supplies. If you are interested please speak to one of the retreat coordinators.

Attending retreats is a great way to get to know your fellow quilters.

Retreat Coordinators

Beverly Luck
Terry Duval
Janis Davis



Turkey and Stuffing Nachos

Servings: 6

Prep Time: 10 minutes

Pan size: Baking Sheet

From the Kitchen of Marilyn Schick

- 1 bag nacho or potato chips
- 1 cup grated white cheese of choice
- 1 ½ cups cooked turkey, cubed small
- 1 ½ cups leftover stuffing
- 1 cup cranberry sauce
- ½ to 1 cup turkey gravy

DIRECTIONS

1. Preheat oven to 375 F.
2. On a parchment-lined baking sheet, spread half a bag of nacho or potato chips.
3. Top with half of the grated cheese, turkey and stuffing. Top with remaining chips and cheese.
4. Bake about 8 to 10 minutes until cheese has melted. Remove from oven.
5. Top with dollops of cranberry sauce and garnish with a dribble of gravy.
6. Serve with extra gravy for the gravy lovers!

Thanks to Marilyn S. for this recipe.

Lunar Reflection is a gift shop in Union Bay who donated fabric to Community Quilts.



Comox Valley Schoolhouse Quilters' Guild

www.schoolhousequilters.com

Dates to remember in 2021

Remembrance Day Nov 11th

Christmas Day Dec 25th



JOY OF QUILTING

CUSTOM LONGARM SERVICES

1-778-427-6802

Our guild member Sandi Lloyd-Harasy

Comox Valley Schoolhouse Quilters' Guild

www.schoolhousequilters.com

Show n' Tell October 2021

Thanks to Barb M. for being such a great photographer.



Comox Valley Schoolhouse Quilters' Guild

www.schoolhousequilters.com

More Show n' Tell



Comox Valley Schoolhouse Quilters' Guild

www.schoolhousequilters.com

More Show n' Tell



Singer 301, 401 Cabinets



I have two cabinets available that will hold a Singer 401 sewing machine and a short bed 301.

If you have either one of those machines in a portable version this is an opportunity to get a cabinet.

I also have one of the cradles made specifically for the 301. When inserted into the cabinet opening it allows the sewing machine to be taken out and put back in easily. The cradle is an additional \$25 and can be purchased with or without a cabinet. It is first come first serve on that one.

Cabinet number one (no stool) is \$25 and measures 26" x 18". Cabinet number two (with stool) is \$30 and measures 29" x 17"

BIB n' TUCKER QUILTING

November Specials

All flannels

All bright & kid prints

**20% off – 30% off 2m or
more(same bolt)**

½ m minimum cuts

**Thursday Nov 11 12-4
(normally 11-3)**

1006 Craigflower Road, Victoria BC
386-6512 (Tues- Thurs 11-3, Sat 12-4)


Contact Judy Morrison

Morrison.judy@gmail.com



Comox Valley Schoolhouse Quilters' Guild

www.schoolhousequilters.com



Merry Christmas to One and All

PARTY TIME

It's Beginning To Look A Lot Like Christmas!

Our **Programs Committee** is in the midst of planning how to

Deck the Halls

for our Annual Christmas Pot Luck Party on December 2 and turn it into

A Marshmallow World.

Yes, you heard that correctly. We are having our Christmas Pot Luck Dinner. There will be a short Members' Meeting followed with Christmas Dinner and a fun Christmas Program. Proper and up-to-date safety protocol will be in place throughout the evening.

Full details of these safety protocols will be shared closer to our Party date. At our November Meeting look for the Christmas Party **SIGN-UP LIST**. The Hall can only have 50% capacity at this time, so get your name on the list pronto!

Many members have already shared some great ideas for our **PARTY**, such as

Here We Come a Caroling.

Santa Clause is Coming To Town

And

Grandma Got Run Over By a Reindeer

And we have other suggested activities that will indeed shake your

Jingle Bells

'till they can's shake any more!

Contact us at programs@schoolhousequilters.com and share your ideas today. More details will be arriving in the December Newsletter and/or your cute little e-mail boxes as we get closer to

Rockin' Around the Christmas Tree

Merry Christmas from Marilyn Schick and Florence Labrecque
PROGRAMS COMMITTEE

Workshop News November 2021

Going Forward

When the guild had to stop meeting in March 2020, the workshop committee cancelled three workshops scheduled for spring 2020. No further workshops were organised by the committee. Since March 2020, the nature of workshops – among many other things - has changed! Some of our members have done live virtual online workshops with other guilds, friends, or for personal interest. I enjoyed a live virtual three-hour workshop last weekend with an instructor in Calgary.

Speaking to several people about their experience with virtual online classes, Global Quilt Connection [GQC] is the common denominator. The website was founded by three artists/quilters/teachers as a response to not being able to offer live in person teaching events during the pandemic. GQC started to help quilt teachers who are ready to offer live online teaching to guilds around the world. It is a great source of information for guilds and their members about live virtual online classes, lectures, workshops and the teachers who offer them. My target is to have information about live virtual online workshops offered by some of the teachers introduced by GQC for our members to choose from as soon as possible.

I am grateful to Jean, Hope, Florence and Christine for their comments about their online workshop experiences over the last 19 months.

As restrictions for indoor events are being revised, another target is to survey our members about whether they would be willing to attend in-person workshops again at the hall. I look forward to hearing what you think.

Finally, the Workshop Committee is looking for two members to join and be part of planning and presentation of workshops to the Schoolhouse Quilters. It is a great way to get to know our members. Workshops inspire our members' creativity, offer opportunities to work on a range of skills, and enjoy the fellowship of people who love fabric!

Clare Ireson

Workshop Committee

Comox Valley Schoolhouse Quilters' Guild

www.schoolhousequilters.com

“Discover the world of sewing!”
“Wander through our store for a refreshing experience!”

Your One Stop Quilting and Sewing Machine Store on Vancouver Island!

THANK YOU NANAIMO!
For Voting us Your
#1 Sewing Notions Store
3 years in a row!

Be Sure To Visit Our New Website!

Hours: Tues.-Sat. 9:30-5:30
Closed Sunday's & Monday's

"Like" us on facebook
Snip & Stitch Sewing Centre

Follow us on Instagram
@KathySchroter

Snip & Stitch
SEWING CENTRE
NANAIMO

#1-4047 Norwell Drive
Nanaimo, B.C. V9T 1Y6
1.250.756.2176
1.800.789.1730
Email: info@snipandstitch.com
www.snipandstitch.com

**SHOP
ONLINE
NOW!**

www.kismetquilts.com

Kismet Quilts
rules the internet

Comox Valley Schoolhouse Quilters' Guild

www.schoolhousequilters.com

Community Quilts News

November 5 & 6 Craft Sale

Community Quilts will have some items in the craft sale and the proceeds from these will go towards our projects. These will not be sold separately, but will be with all the other lovely things. A good opportunity to get some early Christmas shopping done.

We will also have **raffle tickets available** - both at the hall at the Nov. 4 meeting and at the sale. Only \$2 a ticket - a bargain! We will have books of tickets available for guild members to sell at the Nov. 4 meeting.

Ways You Can Help Community Quilts?

Make a quilt. It doesn't have to be fancy or complicated and it's a great way to use up all those scraps we all accumulate. The guild library has lots of books on scrap quilts and there are lots of ideas online. Disappearing Nine Patch is always good and Sonja's Windows gets rid of a lot of strips.

Support our fundraising projects - buy raffle tickets, go to the craft sale.

Don't want to make a quilt but want to practice machine quilting - give us a call - we usually have flimsies that need quilting.

Too much fabric? We can always use good quality, large pieces for backing.

Suggested Sizes for Community Quilts

- Seniors (The Views) 40" x 50" or 45" square (men & women)
- Adult lap (Lilli House) 45" or 50" x 60" (women)
- Baby 40"x45" or 45" square

Other news

We have ordered batting and it should be arriving sometime in November. Some will be kept in the storage room at the hall and some will be stored at Jean Lewis' home in East Courtenay

(Continued on page 22)

Comox Valley Schoolhouse Quilters' Guild

www.schoolhousequilters.com

(Continued from page 21)

(contact jean@lewis.ba.ca with size required).

This **batting** is only for **Community Quilt projects** and we would really like it if it was only used for larger sized quilts. We have extra fabric that can be used for backing or piecing, please contact Myra Shearer (myra.shearer@telus.net) and I can bring some to the hall.

Batting for Breast Cancer Comfort Kits - leftover strips of batting would be greatly appreciated for breast cancer bags. These can be left in the basket in the storage room.

Any **donations** for Community Quilts (quilts or batting strips) can be left in the basket labelled Community Quilts in the storage room or by contacting a Community Quilts member.

Please no fabric - if you have some fabric that you would like to donate to us, please contact a committee member.

Myra

Community Quilts Coordinator

Membership News

Membership Dues can be mailed to the guild PO box along with the membership renewal form found on our website.

Make cheque payable to Schoolhouse Quilters Guild

Comox Valley Schoolhouse Quilters Guild

PO Box 1031
Cumberland PO
Cumberland, B.C.
V0R 1S0

Comox Valley Schoolhouse Quilters' Guild

www.schoolhousequilters.com

Visit us to see what's NEW from BERNINA.

Check out new machines and accessories, then reserve yours!



B 770 QE PLUS



B 770 QE PLUS Upgrade Kit



We are located at 1930 Ryan Rd East,
Comox, BC PH:250-339-4059
email: huckleberrys@shaw.ca

Have you seen the wonderful online demos that Huckleberry's staff have been doing? If you missed them check them out here.

All their videos are on their YouTube channel

Most people may already know this – but just in case

Huckleberry's have been doing some you-tube videos – some a demos of a new product or ruler – some are just tours of the store – for anyone who might be missing just the visual of shopping

This is link to the latest 'store tour' – it is February of course no doubt there will be a March one but not sure when

https://www.youtube.com/watch?v=kEIYh_SRgr0

Comox Valley Schoolhouse Quilters' Guild

www.schoolhousequilters.com

SUNSHINE

We are looking forward to a healthy fall season. It will be so nice to see friends again at the hall and see what they have been working at for the last 20 months or so.

I have not had many cards to send out which is a good thing and hopefully means that you all have been as healthy as possible, shows you what masks and vaccines can help in the spread of various viruses, even the common cold.

Thank you so much for the donations of the cards. We are grateful for the card donations, and it makes my job easier. Don't forget to send along the info so I can send along a note of cheer.

It has come to my attention that some members are needing assistance in getting out to a meeting. Please let the executive know so we hopefully find some help for you.

Thanks, stay safe and healthy

Florence

Email me at: sunshine@schoolhousequilters.com

Comox Valley Schoolhouse Quilters' Guild

www.schoolhousequilters.com

Please wish everyone a Happy November Birthday



Lois	Warner	11-3
Sandi	Lloyd-Harasym	11-4
Gail	King	11-5
Joy	Nagle	11-13
Christa	Constable	11-15
Carol	Metner	11-18
Ardienne	Elfstrom	11-19
Colleen	Barker	11-25
Joan	Gurney	11-29
Wanda	Bell	11-30

Comox Valley Schoolhouse Quilters' Guild

www.schoolhousequilters.com



Comox Valley Schoolhouse Quilters

Local Service

 Following

The new Guild Facebook group page is up and running. When you click the link (or copy and paste it), you will be asked to join. Then you will be added to the group. This allows the group to be a closed group to just our guild membership. Why the new group page? This new group will be attached to a guild account rather than a personal page. It has quite a few benefits - it will allow all group members to post their own pictures, interact with other group members and can allow us to have video calls with each other.

<https://www.facebook.com/groups/813194142640864>

If you have difficulty joining the group ask Tracy Richards or Hope Rychkun for help. You can find their email in the Members Only section of our website

www.schoolhousequilters.com

Let's have some fun sharing ideas, quilts and more.

Only guild members will be allowed in this group.

Member Activities

Anita's Dog Bed



Claudette has been busy


This month's quilting. I made this for my 82 year neighbour's birthday. She is a 6 year cancer survivor and a super gardener. Her yard is always superior. I have not started the last two months blocks yet but will get on that soon.



Block of the Month – Block 10

Dutchman's Puzzle

Here's a 12" block, and a really easy one!



** Supplies List **



Colour 1

Colours 1+2 need: one strip each, 3 1/2" x 26"



Colour 2

Colours 1+2 need: one strip each, 3 1/2" x 26"



Colour 3

Colour 3 needs: two strips 3 1/2" x 28"

** Preparing the Pieces and Sewing the Block **



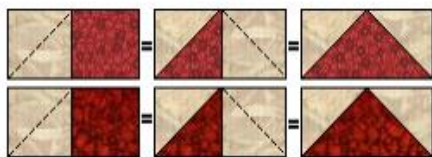
First, cut your Colour 1 and Colour 2 3-1/2" x 26 strips into four 6-1/2" x 3-1/2" rectangles of each Colour...




Then cut your Colour 3 3-1/2" x 28" strips into eight 3-1/2" squares each.

Comox Valley Schoolhouse Quilters' Guild

www.schoolhousequilters.com



For EACH of the Colour 1 and Colour 2 rectangles place a Colour 3 square, right sides together aligned on top of one end. Mark the diagonal on the wrong side and SEW on that line. Cut off the excess and press seam allowances towards triangle, then sew another square on the opposite end in the same manner. You will need four of these of each Colour!



To piece the block, sew two of these new rectangle units together, as shown. Make four of these units and then piece them, first as rows, and then sew the two rows together to make your block. Now I don't know about you, but I am thinking that is one very pretty block! Quick and easy as well!!!...Life is good!

Kathy R



Sheila S.



Judy Flynn



QUILTS OF VALOUR NEWS

On October 14th, I went to Campbell River to present a Quilt of Valour to this gentleman who served in the Army for 20 years during which time he was deployed to Bosnia & Croatia.

Thanks to Peggy Holmes for the lovely quilt. These men & women are so grateful to be recognized for their service.

Nerissa




More Member Activities

Wanda Bell has been busy



Anita's block of the month



Comox Valley Schoolhouse Quilters' Guild

www.schoolhousequilters.com

Guild Member's Personal Information

If you need to contact any of our guild members, executive or committee members please go to the **Members Only** page and then to **Memberships** on our website for the most up to date list of all email, addresses and phone numbers of current guild members. Remember you will need to be a paid member to get the userid and password to enter this area.

To protect the privacy of our guild members' personal phone numbers or email addresses will not be published in the newsletter unless specifically requested by the committee member. Most committees have a guild email address that is redirected to their personal address.

If your committee does not as yet have one or you are organizing a special event please send an email to our webmaster using

webmaster@schoolhousequilters.com
to request one.

As a paid member you have received the login and password for this section.

For newsletters you do not need to login to the Members Only section. They are available on the main page

Personal Information Changes

Please notify the Membership Committee of any changes to your email, phone number or address.

The Membership Committee will then pass this information on to those who need the information to update email lists, and membership files.

Keep your information up to date in order to receive email regarding guild events.

Comox Valley Schoolhouse Quilters' Guild

www.schoolhousequilters.com

Executive & Committees 2021–2022

President	Diane Cave	Treasurer	Colleen Love
Vice-President	Debbie Maxwell	Secretary	Beth Ritchie
	Past President	Jan Hill	

Community Quilts	Coordinator—Myra Shearer	
Comox Valley Transition Society	Barb Bocking	
Breast Cancer	Myra Shearer	
N. Island Health Newborns	Coby Sherstone	
Seniors	Nerissa Thomas	
Teddies & Toddlers	Gladi Lyall & Carreen Webber	
Pregnancy Care Centre	Nerissa Thomas	
Quilts of Valour	Nerissa Thomas	
Hall Open & Close	Carol Metner, Judy Morrison & their teams	
HAW	Hope Rychkun	
In-House Draws	Brenda Levirs	
Library	Anne Taschereau-Mamers, Myra Shearer, Margaret Yells, Shirley Krotz, Carol Metner	
Membership	Terryl Essery, Carol Metner	
Newsletter	Editor—Hope Rychkun	Advertising—Hope Rychkun
Photography	Barb Messer	
Programs	Marilyn Schick	
Refreshments	Mary Ellen Hall, Peggy Hawkins, Michelle Lampron	
Retreats	Janis Davis, Beverly Luck, Terry Duval	
Sunshine	Florence Labrecque	
Website	Sam Crewe	
Word Search Puzzle	Bev Michaluk	
Workshops	Clare Ireson, Diane Davies	

Word Search by Beverly Michaluk

Please bring to the December meeting

THE GRINCH



AWFUL CHRISTMAS CINDYLOU DRSEUSS FEAST GRINCH HEART
MAX MEANONE MOUNTCRUMPIT NOISE PRESENTS SINGING SLED
STOCKING STOLE TREE WHOHASH WHOVILLE