



Sew & Tell

November 2022

President's Message

Retreat was amazing, 2 long years of missed laughs and happy faces. The projects that were worked on and completed. Chocolate bars, candy, cookies and goodies, fabric and buttons. So much fun, thank you ladies for everything. I had a wonderful time, can't wait for February.

This is the time to think about our family and friends and the ones that are no longer with us.

Debbie

October 2022 Retreat

A great and enjoyable retreat. Big thank you to Beverly, Terry & Janis for organizing a wonderful time. Thank you to everyone who attended you made it fun. If you missed this one do sign up for February, I can guarantee you will have a great and memorable time.



Winner of Chocolate Bars—Deb



Comox Valley Schoolhouse Quilters' Guild

www.schoolhousequilters.com

Quilt Retreat Quilting Time



Comox Valley Schoolhouse Quilters' Guild

www.schoolhousequilters.com

More Retreat



Comox Valley Schoolhouse Quilters' Guild

www.schoolhousequilters.com



More retreat fun



Comox Valley Schoolhouse Quilters' Guild

www.schoolhousequilters.com

And yet more retreat fun...



President's Challenge

This year ladies, you don't have to stress about colours (ha ha).

My Challenge is for you to dig into your drawers or closets and pull out a ruler that you have had and been wanting to use for years, (**but never used**). Now is the Time.

Finished size 40x40 or four placemats.

When you sign up you have to have the name of the ruler and the ruler you are using.

Cost: \$5.00 for each entry

- register with **Theresa Pinke**

- 5 bucks 5 bucks 5 bucks", for each entry, due at time of registration.
- using a ruler you have not as yet used. Either already own or purchased.
- bring the ruler to registration so it can be listed with your registration.
- and must be used in your piece of work entry,
- minimum of 40" square or bigger, **or**, 4 placemats.
- the only other limit is your imagination.

Membership News

Thank you for all your renewals and if you haven't paid for this year please do so at the hall on Thursday as soon as possible.

We will be sending out a new password to the "Members only" part of the website to our members at the end of October.

If you have any questions or changes about the membership roster please direct them to Sharon Hansen or Pat McEwen on the membership committee.

If you have a friend who is interested in the guild please contact us and there's always somebody who is happy to welcome them for a tour on Thursday's.

[Membership Form](#)

Thank you

Sharon Hansen & Pat McEwen

Membership Committee



Library News

Hello everyone,

An audit of the library was completed on October 20th.

From the stencil collection the following are missing, please check your sewing rooms and return them as soon as possible.

1, 12, 26, 30, 67, 69, 72, 74, 75, 82, 83, 95, 97, 98 102, 107, 113.

Two books are missing - again please check your home libraries for these two titles and return them as soon as possible:

627 Modern Baby Quilts

660 Quilt Designs from the Amish - Pepper Cory

If guild members wish to donate books to the library, please give them to librarians Diane Cave or Beth Ritchie - if they are left on the library shelves it is too confusing to deal with them.

Thank you,
Beth & Diane





Schoolhouse Quilters Guild

**Annual
Quilt & Craft Sale**

**Friday, Nov. 4th
1 pm - 6 pm
&
Saturday, Nov. 5th
10 am - 3 pm**

Quilt Raffle

**Free Admission
Payment by cash or cheque**

**Courtenay Lawn Bowling Club
Kilpatrick & 23rd
Courtenay, BC**

November Quilt and Craft Sale

We have booked the Courtenay Lawn Bowling Clubhouse for our (hopefully) annual Quilt and Craft Sale on Friday and Saturday, November 4th and 5th. Our previous sale before Covid hit was very successful, so we plan to follow the same format. We know that many of you participate in crafts other than quilting. We have a fairly large space all to ourselves so are encouraging you to include any other craft items you make in our sale. While we do like to have a significant Christmas presence, it is not restricted to that; many people like to pick up birthday and other gifts as well. We love to have quilts for sale, but smaller pieces are our best sellers.

Just a reminder... this is a guild members sale, so it is not appropriate to be selling things that your friends, spouses, business partners etc., have made.

We do hope that many of you will choose to participate this year.

If you are interested please contact Anne McCullough (aemccul@gmail.com) or Jan Hill (janpeterhill@yahoo.ca) and we will pass on the details to you.

Happy quilting; looking forward to seeing you all soon!

Christmas Potluck 2022

Christmas pot luck and the guild general meeting will be **December 1st, at noon.**



Bring dishes for the main meal, as dessert will be provided by the guild.

Instead of bringing potluck desserts, we are requesting items for a bake sale to boost the guilds general funds.

Please have items pre-wrapped and labeled for ease of sale.

If you have jarred preserves or pickles feel free to donate them as well for the sale.

During the Christmas pot luck, there will be a **10"** Fabric square, dice (left right center) game. To participate bring 3, **10"** cotton squares. They can be any **solid** colours except black and white.

Theresa

Show & Tell



Guild Members have been busy

Heather Hodge has been busy, this was missed in last month's newsletter

I've been busy meeting a deadline to make a fitted shirt and bow tie for my daughter, who is a musician and needs some semi formal wear at times. I used music fabric for accents on the shirt and made the bow tie out of music fabric.



Pat Norrad has been busy

I started making this quilt using a Free Pattern from FatQuarterShop.com, it's called 'Layer Cakes' and they have lots and lots of free patterns.

This one uses 1 Layer Cake and one background. I've been holding off quilting it until after I took Melissa Marginet's Walking Foot Class. Melissa's class was excellent and now I have lots of options with how to quilt this quilt.



What have our members been up to??

FOR SALE..


ARROW CABINETS - SINGER FEATHERWEIGHT SEWING TABLE

Purchased in June 2021 from Huckleberry's. A great little table, but I just do not have enough room for it in my sewing room. It is foldable and portable.



PRICE \$175.00 Please contact Nerissa @ quilterthomas@gmail.com


Barb Messer has been travelling



More travels

Sharon Hansen

September proved to be a very busy month with canning season and a short trip to the Sunshine Coast and the Osoyoos to visit my sister. The weather was fabulous and Gibsons and Sechelt were charming. We enjoyed some nice dinners out which was a treat. We picked up some nice fruit in Keremeos, what a bounty it was in their markets. The miles and miles of grape vines were an amazing sight, I could only imagine the man hours that it would take to pick them all.



I took part in the Zoom Walking Foot class and felt it was well worth the time. It gave me some ideas on how to quilt some of my smaller items and some tips and tricks for future projects. I finally finished the jelly roll lap quilt that I wanted to make to use up the balance of the strips from my Rose Garden quilt. The fabric was Moda by Joanna Figuero and I also had

4 charm square packs so I had lots to work with. The colours were so comforting and I wanted to use them up while I was inspired.



I also finally finished my Presidents Challenge quilt top at long last. It wasn't colours I would normally choose but I'm quite pleased with the outcome. Now it's all ready to sandwich and machine quilt. I find autumn goes so quickly and I have 2 Xmas runners and a wall hanging from The Night Before Christmas book to finish before Dec.

We just returned from a trip to Winnipeg to have a small reunion with our 2 children and 6 grandchildren, it's been 3 years since we were all together so it was wonderful time and the cousins had a blast together. ♡.



Now that the weather is turning I'm thinking about making soup, we enjoy soup in the winter months and it's a great way to stretch your food budget. Today I tried Red Lentil soup with some Italian sausage in my Instant Pot and it was so easy.

In October we celebrate Thanksgiving and I wanted to share how thankful I am to have a great place to quilt and meet others who share my passion for sewing.



Camp Homewood – October 2022

Well it was so good to get back to Camp Homewood after a 2 ½ year absence. With 33 ladies in attendance it was a busy but relaxing time.

Lots of quilting, socializing, games, eating, and even walks or hikes by a number of participants. Wednesday was spent just settling in, socializing and quilting. Thursday night we played the left/right/centre dice game for 10" square. Friday was the dice game again playing with buttons, purchased for \$1 each. The winner of all the buttons, Sandi MacDonell, was able to turn them in for the cash, a total of \$90.

Each night after dinner we had a draw with the winners each receiving a nice package of 5 coordinating fat quarters. The winners were: Sam Crewe, Sandra Longland, Pat McEwen, and Theresa Pinke.

Saturday night was the conclusion of our big silent auction. The participants outdid themselves in bringing a great supply of quality items. We tried something new in having 6 surprise items sealed in gift bags. Those items were a huge success, with Heather Hodge having the winning bid on the special bag containing a \$25 gift certificate from Island Sewing Centre, along with other quilting items. Heather almost threw the gift certificate out with the bag thinking it was just part of the packaging.

All in all we feel this retreat was a great success. With funds collected for staff tips and what was raised in the silent auction we were able to present Camp Homewood with \$1000. to be put towards group staff activities.

We now look forward to our next retreat, February 22nd – 26th, 2023.

CAMP HOMEWOOD RETREAT 2023

Our next retreat is scheduled for February 22nd– 26th, 2023

This will be a **four** day retreat which provides us with lots of valued time for sewing and socializing. **Please note this retreat will run from 11am Wednesday to 11am Sunday.** Sign up will start at the **December** business meeting.

The cost per individual for the **four** days will range from \$320. to \$404., depending on the room you choose. The starting range of \$320. includes the three non-updated private rooms in the guesthouse, as well as bunk style dorm rooms in the main lodge which sleep up to 7. However on average there are usually anywhere from 2 to 5 in these rooms. Individuals in these rooms have shared bathroom/shower facilities. There is a separate handicapped washroom available to any that may require ease of access to toilet or shower.

There are also newer rooms available which sleep up to 3 and have their own washroom, including shower/tub. The cost of these rooms per person will depend on how many are sharing.

All prices include 3 meals a day, along with snacks in the evening consisting of cookies/squares, fruit, coffee, tea, and hot chocolate. The meals at Camp Homewood are plentiful, with lots of selections at each meal . . . you will never walk away hungry!

If you have never been to a retreat at Camp Homewood we urge you to give it a try. It is a lot of fun and a great way to get to know your fellow quilters.

(Continued on page 19)

Comox Valley Schoolhouse Quilters' Guild

www.schoolhousequilters.com

(Continued from page 18)

In the past we have seen a number of quilters who have attended retreat for the first time, and we continue to see more of them becoming regulars. If you wish to sign-up or for further information please contact one of the retreat coordinators listed below. Our contact details can be located on the guild website under "retreats" or by viewing the membership list.

A \$50 deposit is required upon registration with the balance due the beginning of February.

We look forward to seeing all of our regulars as well as some first timers for the upcoming retreats.

For those of you that plan ahead the fall retreat is booked for October 18th – 22nd, 2023.

Beverly Luck
Terry Vadeboncoeur
Janis Davis



Workshop News November 2022

Charm Pack Roll Top Bag Workshop with Joan Johnsen

November 12, 2022

Fee: \$35

10.00 am – 4.30 pm

A few spaces are still available for this popular workshop. If you haven't yet made one - or need another one! - yet this is a perfect opportunity to do so, before the start of the Christmas and year end rush! And you will have time in the workshop to complete most of the project.

There are usually lots of examples of the project around the hall on Thursdays.

Clare will have copies of the supply list and cutting instructions at the hall on Thursday, and be available on the Workshops page of the website.

Please contact Clare or Raelene if you have any questions or would like to join the workshop.

Clare Ireson, Raelene Robertson

Workshop Committee



Community Quilts News – November 2022

Community Quilts will be participating in the Guild **Christmas Craft Fair – Nov. 4 and 5**. Besides selling raffle tickets for a lovely child's quilt, we will be selling some items as well. If anyone has anything that they would like to give to Community Quilts to sell at the show (with the money going to Community Quilts), please contact Myra Shearer (myra.shearer@telus.net). Last year Community Quilts made over \$800 at the sale, which enabled us to purchase batting and some fabric.

Raffle tickets should be available for purchase at the November business meeting – a bargain at \$2 each. And books of tickets will be available and it would be wonderful if some of you try to sell these to friends and family. All of the money raised in last year's raffle went to purchasing materials used to make breast cancer comfort kits.

We still are looking for someone to take over the distribution of the quilts for seniors. Typically this would mean 2 or 3 deliveries to The Views and Cumberland Lodge each year. Please contact Myra Shearer or Nerissa Thomas (Quilterthomas@gmail.com) if you can help out.

Breast Cancer Comfort Kits are still available in the hall storage room. Thank you to all those members who picked up some kits and took them to retreat – it was very much appreciated. There will be another delivery of completed bags and pillows to the hospital sometime in November.

Comox Valley Schoolhouse Quilters' Guild

www.schoolhousequilters.com

Celebrating Quilts – A journey through the years

The first meeting for those interested in helping put on next June's event, was held on September 29. We were very pleased with the turnout – and with the enthusiasm shown by everyone.

At the Oct. 27 meeting we decided on what to call the event. After a few good suggestions (and all were very similar) it was decided to call the June event **Celebrating Quilts – a journey through the years**.

All the committee head positions have been filled, now we just need lots of volunteers to help them. There isn't much that can be done until early next year. The next meeting will be in January 2023.

Committee Heads

Co-chairs	Carol Metner	Myra Shearer
Secretary	Beth Ritchie	
Set up / take down	Judy Morrison	
Liaison with CVEX – frames	Judy Morrison	
Quilt Registration – paper-work	Rosanne Tinckler	
Quilt intake & return	Sandi MacDonnell	Sandra Longland
Gift Basket Raffles	Sharon Hansen	Theresa Pinke
Volunteers	Clare Ireson	
Guild Boutique	Jan Hill	Anne McCullough
Demonstrations / displays	Tina Manders	Gayle Hampton
Guild Notification	Hope Ryckun	
Vendors	Patti Kemp	
Liaison with Cumberland Village	Diane Cave	
Treasurer	Colleen Love	
Photographer	Barb Messer	
Awards	Raelene Robertson	
Tea Room	Kathy Rankin	Michelle Lampron

Comox Valley Schoolhouse Quilters' Guild

www.schoolhousequilters.com



105 Nored Plaza
6750 N Island Hwy . Nanaimo, BC
250-390-3602. www.sergesew.com

Authorized Dealer for PFAFF & BABYLOCK
Sewing machines, sergers & machine repairs.

- * All kits 20% off for Nov.2022
- * Restocked: Variety of colours of cork & faux leather.
- * We carry a large selection of hardware, notions, patterns and fabric for BAG-MAKING!
- * Check out our monthly newsletter for specials & class schedule:

www.sergesew.com



BIB n' TUCKER QUILTING

November Specials

All flannels

All bright & kid prints**

20% off

30% off 2m or more(same bolt)

1/2 m minimum cuts

**** many kids prints up to 50% off**

1006 Craigflower Road, Victoria BC
386-6512 (Tues- Thurs 11-3, Sat 12-4)

Comox Valley Schoolhouse Quilters' Guild

www.schoolhousequilters.com

Membership Dues 2022—2023

Time once again to submit your membership dues. We are so lucky to have the hall every Thursday from 9 to 9, not many guilds do.

Membership dues are \$60 and please fill in a NEW form with current information and submit with your payment.

Membership form can be found on the first page of our website, just scroll down, click on the link and print the form.

www.schoolhousequilters.com

Looking forward to seeing everyone at the guild.

Newsletter Advertising:

To advertise in the newsletter please contact Hope Rychkun for rates. Submit advertising by the **15th** of the month for inclusion in the next month.

editor@schoolhousequilters.com

Newsletter Deadline:

Please submit all entries for the newsletter by the **15th** of the month for inclusion in the next month's newsletter.

Submit articles to Hope (current editor) using the email:

editor@schoolhousequilters.com

Normally our guild meets every Thursday from 9:00am to 9:00pm for quilting at the Cumberland OAP Hall.

General Meeting (September to June) on the **1st** Thursday of each month at **6:30 pm**

Executive Meeting (September to June) **3rd** Thursday of each month at 1:00pm

Our Website:

www.schoolhousequilters.com

Your One Stop Quilting and Sewing Machine Store on Vancouver Island!

Discover the world of sewing!
Wander through our store for a refreshing experience

FALL SAVINGS - 25% OFF
ALL REGULAR PRICE MERCHANDISE

Excludes sewing machines, furniture and all items ending in .99
Bring in this Coupon to Redeem.
Cannot be combined with other offers.
Expires December 31/2022

OPEN: Tues.-Sat. 9:30-5:30
CLOSED: Sun. & Mon.

"Like" us on facebook
Snip & Stitch Sewing Centre

Follow us on Instagram
@KathySchroter

Snip & Stitch SEWING CENTRE NANAIMO

#1-4047 Norwell Drive
Nanaimo, B.C. V9T 1Y6
1-250-756-2176
1-800-789-1730
info@snipandstitch.com
www.snipandstitch.com

Authorized Dealer of: **BERNINA** made to create **Husqvarna VIKING** **JANOME** Reliability by Design



Meeting Refreshment Goodies



This revised schedule takes us into the two meetings in December and June that are "pot Luck".

Please remember to bring your own mug. Fee is by donation and recommended at \$5.00 for year (or 0.50 per cup).

New schedule for goodies donations for refreshment table at our monthly meeting is as follows:

LAST NAMES STARTING WITH

SEPT	A, B, C
OCT	D, E, F
NOV	G, H, I
DEC	ALL - POTLUCK DINNER
JAN	J, K
FEB	L, Mc and Mac
MAR	M
APR	N, O, P, Q, R, S
MAY	T, U, V, W, X, Y, Z
JUNE	ALL - POTLUCK DINNER



Langford-

117, C2401 Millstream Rd.

Duncan-

180 Trunk Rd.

Courtenay-

2175 Cliffe Ave.

Campbell River-

180-1100 Homewood Rd



JOY OF QUILTING

CUSTOM LONGARM SERVICES

1-778-427-6802

Comox Valley Schoolhouse Quilters' Guild

www.schoolhousequilters.com

Quilting & Getting your Steps in!

It is quite the dilemma – how to spend quality, productive time quilting and to get 'steps in' for healthy living.

Here are some tips that may help you find that balance.



1. Move the ironing board a bit further away from your sewing machine. Every step counts
2. Find a balance between chain piecing and steps. It is extremely gratifying to chain piece, but if you only do one or two seams, walk to the ironing board, iron, walk back to stitch more – Repeat - the steps start to add up
3. As you piece, then iron, put the piece on your design wall.
4. Move your drink further away from your sewing area
5. Schedule regular move breaks. Walk up and down the stairs, do a household chore, etc.

There are many websites that have online sit/stand calculators so you can check your ratios. Google 'sitting time calculator'.

Tracy Richards

Tips for working with Aurifil 80wt

- Aurifil's 80wt/2ply thread was introduced in 2016 and is available in 88 luxurious colors.
- You'll enjoy both fine hand work and detailed machine stitching with every bit of the 300 yards delivered on a beautiful cherry wooden spool.
- For hand work, choose your favorite hand needle in size 9, 10 or 11.
- For machine work use a small eyed needle, size 70/10 or 80/12. The smaller the eye the more accurate the stitch.
- Choose between Aurifil 80wt or 50wt in the bobbin when machine stitching with 80wt. Either thread weight allows you to wind more thread on the bobbin than when using a thicker 3 ply thread.

Bev M



What to do if:

1. You didn't receive the current newsletter
 - contact **editor@schoolhousequilters.com**
 - or check our website as it is posted on the Newsletter page
2. You don't know the new website Members Only Password
 - contact Membership
3. Any changes to your membership information such as phone number, home address or email
 - contact Membership

Comox Valley Schoolhouse Quilters' Guild

www.schoolhousequilters.com



STORE HOURS
Monday- Friday 10am-5pm
Saturday 10am-4:30pm
Sunday 12-4pm
Closed Holidays

1930 Ryan Road East, Comox
BC
250-339-4059 or 1-877-339-4059
huckleberrys@shaw.ca

Have you seen the wonderful online demos that Huckleberry's staff have been doing? If you missed them check them out here.

All their videos are on their YouTube channel

Most people may already know this – but just in case

Huckleberry's have been doing some you-tube videos – some a demos of a new product or ruler – some are just tours of the store – for anyone who might be missing just the visual of shopping

This is link to the latest 'store tour' – it is February of course no doubt there will be a March one but not sure when

https://www.youtube.com/watch?v=kEIYh_SRgr0

SUNSHINE

I am so glad to see more quilters coming out each week for sew days.

It seems as if all our precautions have paid off as I have not heard of any members that have been very ill.

Please do not forget to call or email me if you have heard of anyone that needs some sunshine.

Thank you so much for the donations of the cards. We are grateful for the card donations, and it makes my job easier. We have a good supply of cards for now. Don't forget to send along the info so I can send along a note of cheer.

It has come to my attention that some members are needing assistance in getting out to a meeting. Please let the executive know so we hopefully find some help for you.

Thanks, stay safe and healthy

Florence

Email me at: sunshine@schoolhousequilters.com

Please wish everyone a Happy **November** Birthday



Lois	Warner	11-3
Sandi	Lloyd-Harasyrn	11-4
Gail	King	11-5
Joy	Nagle	11-13
Carol	Metner	11-18
Colleen	Barker	11-25
Wanda	Bell	11-30

Comox Valley Schoolhouse Quilters' Guild

www.schoolhousequilters.com

Guild Member's Personal Information

If you need to contact any of our guild members, executive or committee members please go to the **Members Only** page and then to **Memberships** on our website for the most up to date list of all email, addresses and phone numbers of current guild members. Remember you will need to be a paid member to get the userid and password to enter this area.

To protect the privacy of our guild members' personal phone numbers or email addresses will not be published in the newsletter unless specifically requested by the committee member. Most committees have a guild email address that is redirected to their personal address.

If your committee does not as yet have one or you are organizing a special event please send an email to our webmaster using

webmaster@schoolhousequilters.com

to request one.

As a paid member you have received the login and password for this members only section.

For newsletters you do not need to login to the Members Only section.

They are available on the main page and you will also receive the file (pdf format) via email from our Secretary.

Personal Information Changes

Please notify the Membership Committee of any changes to your email, phone number or address.

The Membership Committee will then pass this information on to those who need the information to update email lists, and membership files.

Keep your information up to date in order to receive email regarding guild events.

Comox Valley Schoolhouse Quilters' Guild

www.schoolhousequilters.com

Executive & Committees 2022–2023

President	Debbie Maxwell	Treasurer	Peggy Hawkins
Vice-President	Therese Pinke	Secretary	Marlene Hooper
	Past President	Diane Cave	

Community Quilts	Coordinator—Myra Shearer	
Comox Valley Transition Society	Sandy Schille	
Breast Cancer	Myra Shearer	
N. Island Health Newborns	Coby Sherstone	
Seniors	Nerissa Thomas	
Teddies & Toddlers	Gladi Lyall & Carreen Webber	
Pregnancy Care Centre	Nerissa Thomas	
Quilts of Valour	Nerissa Thomas	
Hall Open & Close	Carol Metner, Judy Morrison & their teams	
HAW	Hope Rychkun	
In-House Draws	Brenda Levirs	
Library	Beth Ritchie & Diane Cave	
Membership	Sharon Hansen & Pat McEwen	
Newsletter	Editor—Hope Rychkun	Advertising—Hope Rychkun
Photography	Barb Messer	
Programs	Marilyn Schick	
Refreshments	Kathy Rankin	
Retreats	Janis Davis, Beverly Luck, Terry Duval	
Sunshine	Florence Labrecque	
Website	Tracey Jamieson	
Word Search Puzzle	Bev Michaluk	
Workshops	Clare Ireson, Raelene Roberts	

Word Search by Beverly Michaluk

Please bring to the December meeting

Name: _____ Date: _____

Merry Christmas

I H H M G H R R I B E Y S E I K O O C B A M H U
E H R H J A Z R D M H D S L L C I T R M J V Y J
T Z I J D K S C H H A L I T Q L P U B P X O F C
D N S O N G L L M Z L R D B L M X R M Y O K Z S
I O X K B E E F X E S T S J D G I K U B Q A G N
N I D K Y B M A B J S N M H X N H E P C B B L O
F S M N M V M Y Y X U H R D M N X Y M O Q Y V W
H O T C H O C O L A T E S S M A L M W W Z J Q U
N S U J Z V R H W D E Q C X C N L S F U O S L O
U K A X H G I E L S K J L R K G G L D Y Y Y G A
C E S N C S P H S T T N A E Q K N N O H U C U P
H O K W T P D P E E P C U P Y P I Q J W O K L F
R L A W B A R E N U W M S A R L G L I B S Q I Z
I Y L J O E R W A U Z Q Q P H T W R A H V X F F
S C X C S S S M C D A C N G E V N N L G N Z O G
T M I E C W G J Y D T B F N O G U Y C V N M G C
M Q N O O E E Z D H H E H I Z W Y V L X Q G D W
A T T R F L V J N R F U Y P G O I D Q P E G V J
S P T P F E R V A A P Y Z P S M E Q I V Q C D I
T T S F A P P Y C Y F E U A R X C Y P F F Z T B
R E L T Y U X G N W I E M R K H Z Q G Y W O O A
E S R A E B R A L O P G Y W U N I U G N E P F E
E D L X C R A C K E R S R Z W A A P G K S F U U
W S J U A M U C L X V O F E M J O M N L O M R C

Bells
Mrs Claus
marshmallows
Hot chocolate
candy canes
polar bears
Penguin
Snow
Sleigh
elf
crackers
wrapping paper
bows
turkey
presents
christmas tree
cookies
Santa

