

September



Sew 'n' Tell



Comox Valley Schoolhouse Quilters Guild, P. O. Box 1031, Cumberland, BC V0R 1S0
www.schoolhousequilters.com

President: Jan Hill • Vice-President: Shirley Krotz
Secretary: Myra Shearer • Treasurer: Coby Sherstone • Past President: Janis Davis

President's Message - September 2018

Happy New (Quilting) Year!! As we begin this new year I wonder what quilting resolutions you are going to make....


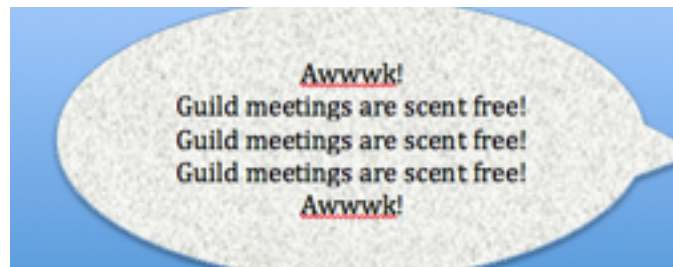
Earlier this summer my husband decided we needed to shampoo the carpet in my sewing room. Of course in order to do that, we had to take everything out. It was a pretty daunting task and I was glad that, since I'd always rather quilt than clean house, it's not something I do very often. The fun part was putting it back together; having the opportunity to see how much stuff I had actually accumulated since the last shampooing and getting inspired to finish old projects and start new ones.

So I'm beginning our new quilting year with a rather long to-do list of things to complete during the coming year. What's really exciting, though, is that most of these items will get put on the back burner once again because of new fabrics, patterns and books, the free table, and Show and Tell, and the great projects that all of you work on every Thursday. I can't wait!

My dad used to say that the best year of your life is always the one you're living right now. I'm not sure that Margaret and Sheila would agree, but in any case, we're glad they are home after a rough time, and hope they'll both be back with us again soon.

Remember, all you need in life is a friend who has chocolate....or Cheezies....or a good stash.

Jan Hill



Our Next Meeting ...

Thurs., Sept. 6th, 6:30 pm

Don't forget:

- your mug
- library books for return
- turn off your cell phone!!

Next Executive Meeting

Thurs., Sept. 20th, 1 pm

UPCOMING PROGRAMS

September 6

Longarm Quilting with Judy & Chariti Briosi from The Needleloft

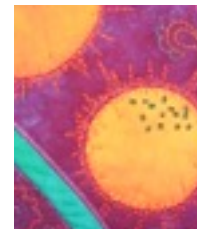
A mini-trunk show & lots of information on longarm quilting



October 4th

Demos with guild members

It's always an interesting evening when we learn from our fellow guild members.



November 1st

Sibling Reverie

A trunk show by Brenda & Karen Caswell



Gladys Schmidt

June 2018
Program



Needle Loft Studio



Judy



Chariti

Needlework Supplies
Long Arm Quilting Services
Long Arm Rental & Lessons

4019 Island Hwy
Royston, BC

(250) 338 ~ 0154

If you would prefer to never have your picture or name in the newsletter, just let me know.

editor@schoolhousequilters.com

Membership

A reminder that guild membership runs from September to September.

Fees should be paid by the end of October. After that date, non-payers will be removed from the membership list.

To help you to avoid that dire consequence, at least one of us will be at the guild each Thursday, whenever possible. If it is Carreen, she is a morning person and fades by mid afternoon. Carol M has more stamina and stays till evening.

We will be present at the September business meeting to take your money. Please be patient as there might be lots of you, and only two of us.

Fees remain the same \$60.00.
Best deal in town!



BIRTHDAYS IN SEPTEMBER

3rd	Valerie Fawcett
6th	Irene Miller, Gail Kirkoski & Sharon Latham
7th	Margaret Yells
9th	Christine Evanochko & Alexis Pearson
15th	Marlene Hall
16th	Peggy Hawkins
17th	Karen Caswell & Gwen Nickerson
18th	Mary Lou Morden
20th	Sandi McLean
22nd	Sheri Salo
23rd	Anne McCullough
24th	Jan Fraser
26th	Gladi Lyall
28th	Sharon Hansen & Gladys Schmidt
29th	Betty Forsythe

Red Barn Quilt Shop

Courtenay & Campbell River

Love Zombies, Ghosties and Dragons?

We're now carrying a great selection of Alexander Henry Fabrics

If you love slightly off kilter - you'll love

Alexander Henry designs

Guild members receive 10% off member price with your card

connect with us

www.facebook.com/RedBarnQuiltShop

www.pinterest.com/redbarnquilt

www.instagram.com/RedBarnQuiltShop

sign up for our sale emails
redbarnquiltshop@gmail.com



Welcome.....new members!
 We look forward to seeing you at
 upcoming sewing Thursdays
 & other guild events.

New to the guild?

As a veteran of other guilds, I just have to say that this guild is great! It's like no other guild – a place I instantly felt 'at home'.

This guild is full of friendly and fun ladies. Most of us qualify for the middle to senior age group, but recently we have seen some 'younger' members too. That's a real treat. It's not that I don't enjoy my own age group (senior), I don't think it's healthy to hang out with only my age group. New members of all ages bring a new sparkle to the guild with different perspectives and ideas.

If you're new to the idea of joining a guild, or new to quilting, try to get to our 'Quilting Thursdays'. Take a tour around the room to see what everyone is working on and ask questions if you have any. Quilters love to talk about their projects. Let people know what kind of quilting you're mostly interested in: modern, retro 30's, traditional, hand pieced... Before long you'll be connecting with others with similar interests. And, you'll find that our members are very open to newcomers joining activities and conversations and will introduce themselves to you. Before long you'll know who everyone is and feel right at home.

Take a guild workshop and learn a whole new way of doing things with new products. You may not really love the project made in the workshop, but you'll always learn how to do something new that can be applied to your favourite style of quilting. And guild workshops are non-profit so prices for these workshops are lower than non-guild classes.

Visit our guild library. We have hundreds of books for quilters of all levels and interests. There is even light box in the library for your use and also stencils and templates. Discover what can help you

make your quilting journey easier or more fun. We also have mats and rulers for your use on Thursdays.

Our retreats are very popular and very affordable. It's another chance to meet members, and get away from the everyday must-do's at home. You can focus on your projects, while having meals and snacks prepared for you in a beautiful setting on Quadra Island.

New and 'old' (meant in the most respectful way!) quilters who don't already have a 'stash' can make good use of the guild 'free table' to stash up! And, if you have fabric at home that you're not going to use, add it to the free table. Someone in our group might be looking for exactly one of the pieces you donate.

Aside from quilting, members of the guild will become your friends and quite often, your support system. Many of us have experienced some of the same issues you might be dealing with, aside from your quilting project not turning out as you wanted it to, or finding enough space in your home for your 'stash'. We've all had a whole host of life experiences.

You will find lots of like-minded people in the guild as you start to participate and volunteer for guild activities and events. You'll learn new things, have lots of fun and find kindred spirits to spend time with.

Welcome to our guild and enjoy every minute of your quilting time!



Shy about show and tell?

Try not to be.....we're all friends in this guild and love to see what everyone else is doing!

It's inspiring, motivating and fun to see all the different ideas people have.

Let's see how many we can have at the September meeting!



REFRESHMENTS

Many thanks from the refreshment committee for all of your delicious contributions over the year.

Each month has been allocated letters of the alphabet. If your last name begins with one of the letters for that month, that is the month that you are responsible for bringing a snack to the business meeting on the first Thursday of the month.

Having said that, if you just feel like baking or bringing something to any business meeting, regardless of if it is your 'turn' or not, you are more than welcome to do so

September

A & B

- October
- November
- December
- January
- February
- March
- April
- May
- June

- C & G
- D & E & F
- H & I & J
- K & L
- M & N & O
- P & R
- S & T
- U & W
- V & Y & Z



HUCKLEBERRY'S
A QUILTER'S PARADISE **FABRICS INC.**

BERNINA *made to create* **huckleberrys@shaw.ca**
 1930 Ryan Road East, Comox, BC V9M 4C9
 Phone: (250) 339-4059 Toll Free: 1(877)339-4059

LIMITED TIME OFFER - \$699 IN SAVINGS

INTRODUCING THE **BERNINA 350 PE**

PLUS



\$1799. While supplies last





Don't forget about your
ROCK AROUND THE
CLOCK challenge quilt!

HAW - Hands Across the Water

Theme: Rock Around the Clock
September 22, 2018

Details about the HAW block and the challenge for this event are on the guild website under HAW.

If you have any questions, please contact:
haw@schoolhousequilters.com

Also, please bring your favourite quilts to show & tell to hang around the hall.

Thanks! Mary Lou



AFFORDABLE SEW & VAC
2885 CLIFFE AVE,
COURTENAY, BC
250-897-0950

"After the SALE it's the SERVICE that counts"

Making a quilt with a serger has some benefits. One of the main benefits is you will be able to complete your quilt in less time than conventional methods of quilt-making require. When you make a quilt with a serger, you are completing the entire quilt, batting and backing layers at the same time, making any finishing steps unnecessary. Learn how to make a quilt using a serger and begin and finish a quilt in a short amount of time.

Visit www.heirloomcreations.net where you can find quick and easy quilted serger ideas and patterns.

Babylock Model 097

Easiest to manually thread serger on the market
Swing away front for easy access to both loopers
Uses standard sewing machine needles
Use either cone thread or your quilting spools
Unlimited FREE instructions
AFFORDABLE SEW AND VAC

MSRP \$999.00 * OUR PRICE: \$699.00

COMMUNITY QUILTS

There is no expectation for members to participate in any of the community quilts programs, but once people learn what fun it is, they are eager to join in. Below are the approximate sizes for quilts for the different groups we donate to. Sizes are very approximate as we find homes for any quilts donated!

We have a large stash of fabrics, batting and backing available. We would prefer that all quilts be quilted, but realize this is not always possible. With the exception of Quilts of Valour, if a quilt is larger than lap size, it must be quilted for us to accept it..

Lilli House Women's Shelter - approx. 50-60"

Seniors - approx. 45-50" square or close to square

Soroptomists - placemats for women and children leaving Lilli house

Teddies & Toddlers Daycare - 40-45" square

Breast Cancer Cushions - Instructions & kits available from Myra & Gladi

Hospital Baby Quilts - 40-45" square
- kits available

Placemats - 12 x 18" is the optimum size - see the guild website for a pattern that uses 4 fat quarters for 4 placemats

Fire Quilts - large lap or bed size for fire victims

Quilts of Valour - 55" x 70" minimum size. More info: www.quiltsofvalour.ca

Any questions? Please contact one of the members who oversee the Community Quilts programs. Their names are on the Committee List near the end of this newsletter.




THE CLOTH CASTLE
786 GOLDSTREAM AVE
VICTORIA BC V9B 2X6
250-478-2112

Shop Online Now!

clothcastle.com/shop

WORKSHOPS

Carola Russell's workshops on the 2nd and 3rd of November are both now full.

She will have her 'Pop-up' shop open for all members following the Free Motion Quilting workshop on Friday, November 2nd from 4-6 p.m. Please - no early birds.

Coming up in the fall

Saturday, October 6th – CHENILLE CHRISTMAS with Eva Hansen 10 a.m. – 4 p.m.

In this class, you'll make a Santa wall hanging by learning to work with the new 'faux chenille' tape to make Santa's beard. With this fun product, you can give your quilts a vintage look, trim a jacket or bag, or make a snowman runner.

Santa's patchwork hat will be done with fusible grid for perfect 1 1/2" finished squares. Top the hat with a chenille pompom or a large bell as in the sample.

The kit fee for this class is approximately \$28.00. The kit includes pre-washed red fabric, fusible grid and chenille tape. See the supply list on the guild website under the workshop tab for rest of supplies needed.

Deadline for sign-up is the September meeting so supplies can be ordered in time.


2 CLASSES WITH CAROLA RUSSELL

Friday, November 2nd – FREE MOTION QUILTING CLINIC 9 a.m. – 4 p.m.

A waiting list is being taken for this class.

Saturday, November 3rd - EMBELLISH THIS! 10 a.m. – 4 p.m.

A waiting list is being taken for this class.



REGISTER FOR CLASSES most Thursdays, usually between 1 & 2 pm and meeting nights 5:30 – 6:30

If a class is full, we'll be happy to add you to the waiting list. We often have last minute cancellations that we need to fill from the waiting list.

Information on classes, supply lists, etc. is on the guild website under workshops.

workshops@schoolhousequilters.com

Please check your calendars before you register for any classes to ensure that the date of the workshop is good for you. The workshop cancellation policy is under the workshop tab on the guild website.

We're always open to answering questions and hearing your suggestions for workshops you'd like to have.

BC Quilt Events Coming up!

Alberni Fall Fair

September 6 - 10

<https://www.albernifair.com/arts-n-crafts>

Summerland Material Girls Quilt Show

September 8-9

Summerland, BC

<http://www.materialgirlsquiltguild.org>

Cowex-Cowichan Exhibition

(has a quilting division)

September 9

Call of the Heartwood, My Creative

Journey with Trees, Lorraine Roy

September 17, 7 pm

The Little Red Church,

Comox , \$10, Tickets:

Jessie Schutt, Trudy Thorne,

Ardythe Crawford

Full details in the guild's

mid-summer newsletter

Castlegar Quilters Guild Show

October 19 & 20

Castlegar Community Complex

2101 6th Ave., Castlegar

Blue Mountain Quilters Guild

October 20 & 21

<http://bluemountainquiltersguild.ca>

Vancouver Quilters Guild Show

Oct 12 and 13

<http://vancouverquiltersguild.com/quilt-show/>

Chilliwack Piecemakers Guild Show

Oct 20 and 21

<http://chilliwackpiecemakers.com/quilt-show-2018>


Carola's Pop Up Shop

November 2, 4 - 6 pm

OAP Hall, Cumberland BC

No early-birds please!

SUNSHINE



Many thanks for the donations of cards. These are used to let guild members know that we are thinking of them in many situations - illness, hospitalization, bereavements, etc.

If you know of someone who might need this bit of cheer, please let Trudy Thorne sunshine@schoolhousequilters.com know and a card will be winging its way as soon as possible.



CINDY SCRABA

OWNER + THREADUCATOR

EMAIL cindysthreadworks@telus.net

TEL. 250.738.0560

SUBSCRIBE TO E-NEWSLETTER "THREADNEWS"
THREAD TALKS • WORKSHOPS • TRUNK SHOWS

WWW.CINDYTHREADWORKS.COM


See you at HAW. Pre-orders encouraged.

BOOK REVIEW by Lois Warner

Machine Embroidered Seascapes
 Alison Holt
 Search Press Ltd 2014
 Guild Library #629

Welcome back to quilting after a hot, dry summer. Here is a book which will cool you down!

At first glance, the pictures in *Machine Embroidered Seascapes* seem involved and intricate, but once you look again, these scenes really are composed of straight and zigzag stitches on fabric. Another 'plus' are the sizes of the pieces.....they are all about the same size as each photo.....small.



Beginning with 'Materials & equipment', the book goes on to 'Inspiration' (photos and sketches). Holt includes observations which may pass us by, such as dry sand having a different feel and color palette to wet sand, or pebbles being shiny when wet. Contrast between North Atlantic water and Mediterranean water, due to light and atmosphere, is clearly shown in photos on pages 16 and 17. Angry vs placid!

Composition and planning are important for a successful piece. The author paints or color washes background material thus providing some color in addition to machine stitches. Detailed information on transferring designs to fabric are provided through photos and explanations.

For those quilters reluctant to tamper with their bobbin tension, fear no longer. A good tip on page 30 is given to get your bobbin back to its starting position. From using small stitches in the distance to larger ones in the foreground, resulting in perspective, or loosening bobbin tension so the thread is visible on the surface, resulting in 'choppy water', this book is a goldmine of information.

Skies are part of ocean scenes and a project is devoted to creating a sunset (pgs 52 - 55). In this case, the painted background is only partially stitched.

The last technique used is intriguing. 'Paper & Stitch' is the title of this chapter. Various types of paper are stitched on the background fabric then cut and scratched to produce foaming waves. Again, a project, 'Restless Waves', takes you through the steps when reproducing this scene.

The final three projects 'Pebble Beach', 'Crashing Wave' and 'Splash' are wonderfully illustrated, again step by step. 'Crashing Wave', when completed (pg. 87) gives a feeling of being right there, feeling the spray, while 'Splash' leaves foam in your hair.

This is an interesting book but, of course, not for all quilters. However, with stunning photos and excellent instructions, it is worth a look, even if you are a traditionalist.....perhaps you will try a wave or two?

LIBRARY

Did you know that we have over 600 books in our quilting library?

Our guild library is an excellent resource that has been under-used. I am excited about promoting our library, which is available to all guild members. All suggestions are welcomed and if you have any special book requests, there will be a sheet with the sign-out binders.

Let's make it our goal for this upcoming new year to utilize and improve this wonderful tool at our disposal.

See you all at the September meeting!

Sandra Castiglia



What's new in the library collection?

- #630 *Charm School* by Vanessa Goertzen
- #631 *WALK: Master Machine Quilting with your Walking Foot* by Jacquie Gering
- #632 *Moda All-Stars Mini Marvels* by Lissa Alexander
- #633 *Learn to Make Quilted Mug Rugs* by Carolyn S. Vagts

Arriving in September

Improvising Tradition by
Alexandra Legerwood

Really thick books have many nicknames:
doorstops, tomes, nerd magnets.
But, to me, they're just extremely hard to steal.

CAMP HOMEWOOD RETREAT



Sign Up Now . . . our fall Camp Homewood retreat is scheduled for **October 17th – 21st, 2018**. We have found the four day retreat provides us with lots of valuable time for sewing and socializing. **Please note this retreat will run from 11am Wednesday to 11am Sunday.** Sign up will start at the June business meeting. If you do not feel you can attend for a full four days please do not let that deter you from registering as it is a possibility for some of you to attend for three days only.

Depending on sign-up numbers we will also have the option of opening up the guesthouse for more private rooms. For further details concerning the guesthouse

please speak to one of the retreat coordinators listed below. The cost per individual for the **four** days will range from \$265. to \$307., depending on the room you choose. The starting range of \$265. is a bunk style dorm room which sleeps up to 7, however on average there are usually anywhere from 2 to 5 in these rooms. Individuals in these rooms have shared bathroom/shower facilities. There is a separate handicapped washroom available to any that may require ease of access to toilet or shower. There are also newer rooms available which sleep up to 3 and have their own washroom, including shower/tub. These rooms are either \$293. with 3 sharing the room or \$307. with only 2 sharing. All prices include 3 meals a day along with snacks in the evening consisting of cookies/squares, fruit, coffee, tea, and hot chocolate. The meals at Camp Homewood are excellent . . . and you will never walk away hungry!

If you have never been to a retreat at Camp Homewood we urge you to give it a try. It is a lot of fun and a great way to get to know your fellow quilters. Over the past couple of years we have seen a number of quilters who have attended retreat for the first time, and we continue to see more of them becoming regulars. If you wish to sign-up or for further information please contact one of the retreat coordinators listed below. Our contact details can be located on the guild website under “retreats” or by viewing the membership list.

Dates for February 2019 are February 13th – 17th, 2019. We look forward to seeing some new members as well as all of our regulars at one of the upcoming retreats.

Is your husband bored?

Check out: <http://m.startribune.com/bloomington-quilter-95-reaches-his-goal-of-500-baby-blankets/491659221/>

BIB n' TUCKER QUILTING

September Sale

**All bolted fabric with
metallic accents & all
Christmas fabrics**

**20% off - 30% off 2m or more
1/2 m minimum cuts**

Christmas 1/2m precuts \$5.00

1006 Craigflower Road Victoria BC V9A 2Y1
386-6512 (Mon- Thurs 10-4, Sat 12-4)



Block of the Month Update

Only 4 people emailed to express interest in doing a block of the month this coming year. Perhaps by next year, more will be interested and we can look at organizing this project for members.



"Discover the world of sewing!"
"Wander through our store for a refreshing experience"

**Your One Stop Quilting and Sewing
Machine Store on Vancouver Island!**

**Next Open House:
FALL GATHERING**
Friday Sept. 7, 9-6
Saturday Sept. 8, 9-6
Sunday Sept. 9, 11-5
Sale runs until
September 18

Look for our new class schedule available at the beginning of September! There are plenty of new classes with Cathy, Donna, & Julie! Our special guests and events are expanding too. There is "Sew" much happening at Snip & Stitch Sewing Centre!

**Hours: Mon.-Sat. 9:30-5:30, Sun. 12-4
Closed Holidays See our newsletters and website for dates.**

"Like" us on facebook Snip & Stitch Sewing Centre Follow us on Instagram @KathySchruter

#1-4047 Norwell Drive
Nanaimo, B.C. V9T 1Y6
1.250.756.2176
1.800.789.1730
Email: info@snipandstitch.com
www.snipandstitch.com



Miss Fussy Cut will be most happy to answer any of your sewing and quilting questions. You'll find her mail jar attached to one of the shelves in our back room.

Dear Miss Fussy Cut,

The other day my friend and I were standing next her cutting table TRYING to have a conversation while her pet bird kept yelling at her, "Give me that cuttlebone! Give me that cuttlebone!" Finally I asked her, "What is his problem?"

She said, "Oh, ignore him, he thinks my cutting mat cleaner is cuttlebone for him."

"Ah!" I said, not wanting to seem stupid. But really, I don't have a clue what she meant! (I may not know anything about pet birds, but I know rudeness when I hear it!)

What about this mat cleaner though?

Sincerely,
Shy but Offended.

Dear Shy but Offended,

No rudeness here, just a jealous bird looking for a treat in his cage!

Your friend's mat cleaner is a great little product to clean and prolong the life of your cutting mats. It is a bumpy little rectangular piece of rubber type material and all you do with this is rub it across your mat to pick up the bits of thread and lint that gets trapped in the cuts on the mats. After you use it, you pull off the collections you've retrieved and wash it under cold water. Let dry, and it is ready for next time.

My personal product was put out by Designs to Share with You. But check out your local Shop I am sure you will find one there.

And remember "there are no stupid questions!" so if you don't want to question your friends in person as things come up, you can always ask me!

*Keep your mat clean and your blades sharp!
Miss Fussy Cut*



Dear Miss Fussy Cut,

It was suggested to me to join a Quilting Group to help me keep my hands busy and distracted from my bad snacking habits.

So, I eagerly found a local group and joined in the circle of chatting ladies and my morning was progressing-along with my little paper piecing project. And my hands busy.

But, on returning the following week I couldn't believe my ears. Everyone was excitedly talking about this great sale on honey buns, jelly rolls and layer cakes. Well I just began to salivate! I was really enjoying this group but the temptations are just too much! I thought they understood me.

Do I stay or do I leave the group?
Low Self Control.

Dear Low Self Control,

Have no worries these ladies are not trying to sabotage your diet or self control.

They would have been talking about pre cut packages of fabrics. These are usually a full line

of a pattern run. and are packaged as follows:

Honey Buns are 1 1/2" strips.


Jelly Rolls are 2 1/2" strips.

Layer Cakes are 10" squares.

Charm Squares are 5" squares.

Most packs have 42 squares or strips, but read the label to be sure. Some are packaged in smaller amounts.

Hoping you stay in the group,
Miss Fussy Cut



The **Parrot's Puzzle** quilt block is a variation of the traditional Chinese Puzzle block, adapted for easy foundation piecing.

Here's a link to a [free paper piecing pattern for the parrot's puzzle quilt block.](#)

**On Your Marks... Get Set...
GO!**



**The 2018-19 Quilting Season
is Now Underway
Good Luck Everybody!**

Kismet Quilts 



Carreen's Cookery Corner

We all love to take a break and have a healthy snack after a fun day at the sewing machine.

Here's the perfect quick and easy recipe for this year's tomato crop, which you can see has grown right up to the eaves!

Fresh Tomato Salsa

Many of you already have versions of this, so this is just a reminder of how good it is.

- 1 – 1 1/2 pounds tomatoes
- 1/2 red onion or 4-5 green onions
- 1 jalapeno pepper (or any other type of green chile pepper)
- 1 lime, grated rind, and juice
- 1/2 cup cilantro
- salt, pepper

1. Finely dice the tomatoes & onion.
2. Remove stems, ribs and seeds from the jalapeno, and mince.
3. Chop the cilantro.
4. Mix everything together.

Best eaten right after you make it. Serve with tortilla chips, or use as bruschetta.

Add minced garlic if you want; black olives; pinch of dried oregano.

You can use the food processor to chop everything, but do not over process or you will get mush!



Thank you...

- Florence, for picking up the printed copies and bringing them to the meeting
- to those who contributed to this newsletter
- for your kind words about the newsletter...it's a work in progress and they are very encouraging
- Nerissa & Ardythe, the eagle eyes who proofread the newsletter before it goes out

Ultimately, this is YOUR newsletter. It's for all members of the guild to enjoy and contribute to. The more you send me for consideration, the more interesting the newsletter will be.



**SERGE
& SEW**

105 - Nored Plaza
6750 N Island Hwy . Nanaimo, BC
250-390-3602. www.sergesew.com



Authorized Dealer for PFAFF & BABYLOCK
Sewing machine & Serger. Repairs Machines

Come and join us at our **Open House**

Great Ideas, Lots of Inspiration, Bring your questions!

Have fun and enjoy other quilters' company and ideas!

Friday , September 21 and Saturday , September 22.

Welcome!

20% off

Newsletter Timeline – Submissions are due the 15th of the month prior to publication.

Please send articles to:

editor@schoolhousequilters.com

Newsletter Advertising

Please contact Sandy MacDonell for rates:

nlads@schoolhousequilters.com

Submit advertising by the 15th of the month for the following month:

editor@schoolhousequilters.com

Please email me your short articles and descriptions of far away quilt shops you've visited, quilt shows you've attended, tips you have to share and other sewing and quilt issues.

I may not be able to use everything when submitted, but it's nice to have a file on hand to fill a little space in a future newsletter. Pictures are **always** welcome – remember a picture paints a thousand words.

For members who wish to print the newsletter, it is designed to be a bit shorter than previously to save on printer ink, paper and the environment. **Starting in November 2018 newsletters will be emailed only.**

There is also a copy of each newsletter in the binder in the guild library for those who wish to read a hard copy.



Member Advertisements

Quilters' De-stash Garage Sale

September 15th from 9:00am to 1:00pm

Royston Community Hall

3902 Island Hwy, Royston, BC

Quilting, sewing, knitting & weaving...

There will be lots of fabric for quilting and sewing notions for quilting, thread, for embroidery, patterns and lots of books.

Come join us – something for everyone

We may have a vacant table so if you are interested in selling contact Florence for information.

Members of the guild may submit a classified ad related to sewing & quilting items up to 3 times per year. Ads will be published as space permits.

Include: **up to 30 word description**, price, and contact info. One picture may also be included.



GalaFabrics

Gala Fabrics
104-1483 Douglas Street
Victoria, BC
Canada V8W 3K4

T: 250.389.1312
F: 250.389.1339
E: info@galafabrics.com
W: galafabrics.com

THE
Stitcher's Muse
NEEDLE ART

Classes
Books
Charts
Tools



Fibres
Fabrics
Supplies
Notions

99 Commercial Street, Nanaimo, BC, V9R 5G3

250-591-MUSE (6873) 1-888-591-6873

thestitchersmuse.com info@thestitchersmuse.com

2018-2019 Committees

Community Quilts	Coordinator – Nerissa Thomas
Lilli House	Barb Bocking
Breast Cancer & Teddies & Toddlers	Myra Shearer
Placemats	Susan Richert, Lois Jones, Sharon Hansen
St. Joe's Babies	Joy Whitehouse
Seniors & Fire Quilts	Nerissa Thomas & Verna Power
Pregnancy Care Centre & Quilts of Valour	Nerissa Thomas
Hall Open & Close	Carol Metner, Judy Morrison & their teams
HAW 2018	Mary Lou Morden
In-House Draw:	Brenda Levirs
Library	Sandra Castiglia
Membership	Carreen Webber & Carol Metner
Newsletter Advertising	Sandy MacDonell
Newsletter Editor	Eva Hansen
Photography	Barb Messer
Programs	Tina Manders, Lynda Reid, Janis Davis
Refreshments	Bonnie Linneker & her team
Retreats	Terry Vadeboncoeur & Beverly Luck
Sunshine	Trudy Thorne
Venue – Charles Dickens	Anne McCullough & Jan Hill
Website	Sam Crewe
Workshops	Mary Jean McEwen, Clare Ireson & Daniele White
Word Puzzle	Bev Michaluk

General Meeting Reminders

We meet the first Thursday of each month from September until June at 6:30 pm at the OAP Hall in Cumberland.

- Bring your coffee mug
- Turn off your cell phones before the meeting
- Remember that we are a scent free meeting
- Keep aisle ways clear of tables & chairs so others don't trip

Do you have something you would like to raise at an upcoming meeting?

Please let Myra, our secretary, know by email no later than the day before the meeting so she can put you on the agenda. This includes items under Members' Announcements. We like to run our meetings as efficiently as possible.

secretary@schoolhousequilters.com

Guild Sewing Days

Members are encouraged to attend sewing days each Thursday from 9 am until 9 pm at the OAP Hall in Cumberland

Need to contact a guild member, committee or executive member?

Members can access information about other members using the user id and password given when membership fees are paid. It's available in the members only section on the guild website.

If your committee does not have a guild email address, or if you are organizing a special event for the guild, please request one from our webmaster at webmaster@schoolhousequilters.com

Personal Information Changes

Please notify the membership committee of any changes to your email, phone number or address so you will continue to receive email regarding guild events and your newsletter.

All About Birds Beverly Michaluk

Bring to October meeting

s	a	g	s	r	s	p	s	a	s	s	u
y	s	u	w	o	w	o	o	c	d	e	o
s	e	l	w	i	s	n	o	r	e	h	o
l	b	l	a	c	k	b	i	r	d	s	w
r	s	s	r	e	l	b	r	a	w	u	k
r	u	o	c	p	e	w	s	o	r	r	a
h	w	s	d	r	a	r	r	l	e	h	o
s	p	p	o	g	p	r	o	n	n	t	t
k	s	h	v	d	a	e	r	s	s	g	l
w	s	o	e	p	a	r	l	o	y	r	s
a	u	k	s	k	c	u	d	r	t	a	e
h	w	t	j	f	i	n	c	h	e	s	j

Auks
Blackbirds
Crows
Doves
Ducks

Finches
Gulls
Hawks
Herons
Jays

Owls
Parrots
Shorebirds
Sparrows
Thrushes

Warblers
Wrens