



Sew 'n' Tell

Comox Valley
Schoolhouse Quilters' Guild
www.schoolhousequilters.com

September 2016

Monthly newsletter of the Comox Valley Schoolhouse Quilters Guild • Box 1507 Comox, BC V9M 8A2

Presidents Message

By now, many of you know that I am headed out on a great RV adventure. I left Comox August 7th and met up with 4 friends to continue camping/sight-seeing/ golfing my way across Canada to Nova Scotia in our RV's.

We have no reservations for anything --- just a general plan. Around Thanksgiving, we shall enter the US and travel along the eastern seaboard to Florida. (There is great golf in the Carolinas).

Then, we swing west along the Gulf coast to California. I wonder how many quilt shops I will be able to stop at in about 5 months of travel.

At the September meeting, Pat McEwen, my trusty co-president, shall preside and elaborate on this year's President's Challenge.

This year's theme shall be UFO's with 4 categories.

1. UFO's that are 1-5 years old.
2. UFO's that are 6-10 years old.
3. UFO's that are 11 years or older.
4. A SWAP category.

Do you have a project that you are fully prepared to give away because, for whatever reason, you will not finish it? Those entering this will randomly (Blind draw) exchange their project.

Your **CHALLENGE** will be to complete/reinvent it to become something you want. If it began as a king size quilt you have the option to make anything, eg. 4 placemats. Please ensure that you are donating good quality fabric and it is a quilting project, rather than say making a doll, or article of clothing.

As was done last year, you will pay \$5 to participate (per entry) and receive that money back when you bring your completed item to the April meeting. Pat may elaborate a bit in September and answer any questions.

(Continued on page 3)

Comox Valley Schoolhouse Quilters' Guild

www.schoolhousequilters.com

2015—2016 Executive & Committees

Presidents:	Raelene Robertson and Carol Erskine
Past Presidents:	Anne McCullough & Mary-Lou Morden
Vice President:	Janis Davis
Secretary:	Patti Kemp
Treasurer:	Terryl Essery
Community Quilts:	Coordinator—Nerissa Thomas
Lilli House	Verna Power
Breast Cancer & Teddies & Toddlers	Gladi Lyall
Placemats	Sharon Latham
St Joe's Babies	Joy Whitehouse
Seniors & Fire Quilts	Nerissa Thomas & Verna Power
Pregnancy Care Centre	Nerissa Thomas
HAW 2016:	Mary Lou Morden
In-House Draw:	Brenda Levirs
Library:	Anne Mamers
Membership:	Carreen Webber and Carol Metner
Newsletter:	Hope Rychkun
Newsletter Advertising:	Joan Johnsen
Programs:	Anne McCullough and Margaret Yells
CQA Representative	
Refreshments:	Rosanne Tinckler & the Kitchen Cops
Retreats:	Terry Vadeboncoeur, Beverly Luck, Sharron W.
Sunshine:	Trudy Thorne & Sandy McDonnel
Venue:	<ul style="list-style-type: none"> ◆ Charles Dickens ◆ Nautical Days
Website:	Hope Rychkun
Workshops:	Jackie Greening, Eva Hansen & Lynda Reid
Word Puzzle:	Bev Michaluk

From the Editor's Desk

Newsletter Advertising:

To advertise in the newsletter please contact Joan Johnsen for rates. Submit advertising by the **15th** of the month for inclusion in the next month.

forjj1@shaw.ca

Newsletter Deadline:

Please submit all entries for the newsletter by the **20th** of the month for inclusion in the next month's newsletter.

Submit articles to Hope (current editor) using the email:

editor@schoolhousequilters.com

Guild Meetings

Our guild meets every Thursday from 9:00am to 9:00pm for quilting at the Cumberland OAP Hall.

General Meeting (September to June) on the **1st** Thursday of each month at 7:00pm

Executive Meeting (September to June) **3rd** Thursday of each month at 1:00pm

No meetings in July or August, just wonderful sewing days...

Our Website:

www.schoolhousequilters.com

Memberships

Don't forget to renew your membership. You need to be a paid member to enjoy the benefits of the guild...

At the October meeting, bring your money and sign up. This was such a great success last year with 43 of 50 quilters bringing in their completed items for the Show n' Tell.

I plan to write another message for the November newsletter in which I will share what I have found along the way related to quilting.

Raelene – Co-President

Membership Dues 2016 -2017

A gentle reminder to all new and returning members that Annual Membership Fees should be paid by then end of October 2016. There is usually at least one of the Membership Committee available each Thursday, eagerly waiting to take your money, cash or cheque. Sorry, we don't give away free glassware, candies or any other goodies with paid membership. We feel that our annual fee of \$60.00 is great value for money as it is!

Carol Metner and Carreen Webber make up the Membership Committee. If the business meeting is the only time you come to the Guild, be advised that we will be at the O.A.P. Hall from about 2.30 pm onward on September 01, 2016. (At least, one of us will be, lol). If there is only one of us present that night, your patience is requested. One of us is traveling.

New expiry date stickers to put on the back of your membership cards will be available also.

Thanks,
Carol and Carreen

CAMP HOMEWOOD RETREAT – Sign up NOW

So excited to advise all of you that our next Camp Homewood retreat has been scheduled for *four* days, providing us with one additional day of sewing and socializing. It will run from Wednesday through Sunday, October 19th – 23rd, 2016. Sign up for the October retreat will be at the June business meeting with a \$50. deposit due upon registration. If you do not feel you can attend for a full four days please do not let that deter you from registering as it may be a possibility for some of you to attend for three days only.

Depending on sign-up numbers we may also have the option of opening up the guesthouse for more private rooms. For further details concerning the guesthouse please speak to one of the retreat coordinators listed below. The cost per individual for the *four* days would range from \$227. to \$267., depending on the room you choose. The starting range of \$227. is a bunk style dorm room which sleeps up to 7, however on average there are usually anywhere from 3 to 5 in these rooms. Individuals in these rooms have shared bathroom/shower facilities. There is a separate handicapped washroom available to any that may require ease of access to toilet or shower. There are also newer rooms available which sleep up to 3 and have their own washroom, including shower/tub. These rooms are either \$254. with 3 sharing the room or \$267. with only 2 sharing. All prices include 3 meals a day along with snacks in the evening consisting of cookies/squares, fruit, coffee, tea, and hot chocolate. The meals at Camp Homewood are excellent . . . and you will never walk away hungry!

If you have never been to a retreat at Camp Homewood we urge you to give it a try. It is a lot of fun and a great way to get to know your fellow quilters. Most quilters who have attended previous retreats become regulars. If you wish to sign-up or for further information please contact one of the retreat coordinators listed below. Our contact details can be located on the guild website under “retreats” or by viewing the membership list.

We look forward to seeing some new members as well as all of our regulars at one of the upcoming retreats.

Beverly Luck
Terry Vadeboncoeur
Sharron Woodland

2017 QUILT SHOW

Our Quilt Show is scheduled for May 20, 21 & 22, 2017 in conjunction with Empire Days in Cumberland. Setup will be on Friday May 19th. It will be held, as before, using the two floors of the building that we are in every Thursday.

Thanks to the ladies who have already offered to volunteer. There will be LOTS of opportunities for everyone to be a part of the action. It's a lot of work, but also lots of fun! The Committee will begin meetings in September & we will keep everyone posted.

Over the summer, please consider how you would like to help out and, of course, we will need lots of entries, so give some thought to you what you would like to show.

If you have any questions, please contact Nerissa Thomas or Verna Power.

2017 QUILT SHOW COMMITTEE MEETING

The kick-off meeting for the 2017 Quilt Show will be held on THURSDAY SEPTEMBER 8th @ 1:00 pm. Anyone interested, especially if you would like to volunteer, is welcome to attend.

Thanks again to those ladies that have come forward to volunteer.

It's going to be another GREAT show!

Nerissa & Verna

Greetings from the Kitchen Cops!

A few gentle reminders for everyone as we meander into our autumnal season & the general meeting refreshments. Please bring your own mug or cup to be taken home & washed as our kitchen space is limited.

Payment for coffee/tea business meetings is by voluntary donation. It is suggested that each member who has a drink provided by the refreshment committee shall donate \$5 per year or 50 cents per cup.

Using these donations the committee shall purchase teas, coffees, milk & sugars for the meetings.

Goodies are eagerly accepted but there is a designated rota. For the month of Sept those gals last names ending in A & B will be happily contributing their world renown delights if possible. Please respect our gluten free members by refraining from sharing their treats. Thanks so much.

Looking forward to a happy & productive fall from your refreshment committee...

Shirley, Trudy & Bonnie

"Reminder to Members

Got something you would like to raise at an upcoming meeting? Please let me know by email no later than the day before the meeting so that we can allocate our time more efficiently in the business portion of our meetings. This includes items to be addressed under Members' Announcements.

My email address is secretary@schoolhousequilters.com

Patti (Secretary)

Summer 2016

Nature has a way of putting one's life in perspective. Fire, floods, storms, you name it; when people lose everything, including their health, petty differences are just that, petty.

This summer has seen someone I know affected by at least one of the above.

The fires in Fort Mac have been one of the defining factors of this summer. Despite their own busy lives, several members of our Guild (and some friends thereof,) rallied to my appeal earlier in the year, and 14 quilts were sent from here to the firefighters in Fort Mac.

My friend, Chris and her daughter Jenn, spearheaded this endeavor, with help from a Home Care nurse, Nadine, who had been evacuated to Leduc. Nadine met with Chris and took quilts up to Fort Mac when she returned there at the end of June.

I have photos that she sent, including one showing the father of a firefighter who is down in the States undergoing cancer treatment, receiving a quilt on behalf of his son. She wanted us to see how appreciative the firefighters were, even if those photos did not show any of "our" quilts. (Having said that, there was at least one of "ours" in the photos!).

The first batch went to the families of the 20 personnel who lost everything. Chris then went into overdrive, stitching and collecting more quilts so that each of the 200 personnel could have one as a Thank You for their continued efforts (including dealing with the recent flooding). A Calgary quilting store – My Sewing Room – donated the quilts made in their store – to the cause. I get the feeling that there were quilts everywhere in Chris' home. Nadine managed to send information on the personnel so Chris could match quilts to recipients.

At the end of July, Chris, Jenn, and two friends from the Dalemead Quilt Guild, drove with a 26 foot trailer full of carefully packaged quilts up to Fort Mac. They met at the Firehall and personally delivered the quilts. There were an extra 20 lap quilts which were going to the Seniors residence.

Chris said it was an extremely moving experience. Jenn has a video which she will be sending to me.

So, Thank You to those who trusted me with their quilts, and to two special quilters who actually took the second batch to Calgary and delivered them to Chris in person.

Carreen Webber

Nautical Days 2016

The guild was represented at the Natural Days this year.

Many of our members participated and looked after the booth in shifts. We were very happy with the results of our efforts and received many compliments on the Quality of our work. Many of our members put in a lot of time and effort to make this venue so successful.

We cover all our expenses with a fee for entry of the items and a percentage of the Sales is given to the guild's general funds.

I would like to thank all the members who volunteered to man the booth and to assist in erecting our tent and supplies and transporting it all back to our storage.

Also thanks to our venue leader, Shirley for her amazing guidance.

Thanks again to all who participated.

Florence

Sewing Machines & Sewing Supplies for Mexico

The Rotary Club has a bus and ambulance going down to Mexico in late October with space for sewing machines and notions to be given to women trying to earn a living for their families.

If you have anything to donate please contact Karen.

Please call Karen Ross at 250-336-8377

Or email Karen.ross@shaw.ca


Book Review

Quilt Toppings: Fun and Fancy Embellishment Techniques

Melody Crust

Breckling Press 2005

Quilt Guild Library #147



Have you ever felt a quilt needed that "little something" to take it from "good to great" or "ordinary to eye catching"? Here is the book for you! This book is designed for both the hand and machine quilter in mind, and looks at ways to embellish finished quilts using a whole variety of diverse media. Modern as well as time-honored materials are used to create new works of fabric art.

From directly applying color in the form of paint, crayons, inks and foils, to adding three dimensional effects with fabric ruching, beads and tassels, Melody Crust enthusiastically pushes us to try embellishing quilts to make them "sing". A list of prep work and supplies plus clear instructions and photographs are provided for the various techniques. An Idea Gallery ends each section, providing even more wonderful photos of finished projects.

This book is divided into four sections:

1. Paints, crayons, inks, foil and more
2. Beads, buttons and more
3. Ribbon, rick rack and more
4. Thread play!

As the titles suggest, each medium is thoroughly covered. When painting is discussed, the different types of paint and how they are best applied is given, as well

(Continued on page 10)

(Continued from page 9)

as care of the finished project. Beads add a third dimension to a flat surface and this need not be only a quilt - think how clothing and purses benefit from added sparkle!

For more fun, try adding ribbon to your surface. Don't be limited to what is available in the store - make your own (page 75). To prove her point concerning ribbons, look at the stunning quilt, "New Year's Eve" - a colorful fan quilt on a black background. Doesn't it live up to it's name? Cords.....again, make your own using an electric drill or the bobbin winder on your sewing machine!

The final section "Thread play" is wonderful. With so many new threads on the market (a sampling is listed on page 104), you can enhance a flat surface in any number of ways. Which quilt seems more alive and interesting on page 98? Thread facts, thread types and appropriate machine needles are thoroughly covered in this section. Stitching from the bobbin adds yet another angle to "thread play" and, again, a chart of threads for bobbin stitching is a handy guide.

In this book, the emphasis is on creativity, making the book an enduring source of future inspiration. By following excellent instructions and advice, your quilts are sure to be stunning!

Lois Warner

WORKSHOP NEWS

The workshop committee is looking forward to another fun year of classes with guild members. Following is what we've planned for the fall of 2016. We'll begin taking registrations at the September meeting.

Hand Quilting with Anne Mammers

2 Thursday afternoons at the hall - September 15th and September 22nd

In this class, Anne will get you 'Hand Quilting'. She would like to share with you what she has learned in thirty years of quilting. It was September 1986 when she took her first beginner's quilting class and we've all seen lots of evidence of her wonderful work. You will learn about thimbles, threads and "betweens", fabrics, battings, basting, frames (lap & floor), transfer of patterns, burying the knot and "The Rocking Stitch". Anne is looking forward to sharing what she knows with those interested in hand quilting.

Sliced Circles with Ionne McCauley Saturday October 29th

Circles are among the most satisfying shapes to work with and the combination of circles and straight lines is exciting! Play with great, favorite fabrics and create a wall hanging-sized art quilt top, while you learn about shapes and lines and designs. Quilting options are discussed for your finished project.

Christmas Workshop

Once we have finalized details for this workshop, we'll let you know!

Thanks for support of guild workshops!

Jackie Greening, Eva Hansen, Lynda Reid
Your Workshop Committee

Blankets of Love...Make the World go Round

My brother-in-law Bob watches my sister Sue making another quilt, and asks (although he should know better), "Don't we already have enough blankets, Sue?"

Ahg! Some people just don't get us, do they? They don't understand that there will never be enough "blankets". Especially quilts, which are blankets of love. You can't say, "There's too much love in the world," can you? Ditto for quilts.

However...maybe your family, your loved ones, and your friends, and your friends of friends, have already received their offering of love. Maybe you enjoy making lap quilts, but all the laps you know have a quilt on them already. Maybe baby quilts are your thing, or place mats, or wedding quilts, but alas, nobody is having a baby, the tables you know are beautifully set, and that niece just hasn't found her perfect match yet. What to do? Quit quilting? Never!

Good news! There are a lot of people we've never met who may need what we love doing – not just enjoy, but actually NEED. Community Quilts is our guild's umbrella committee that includes people who are creating quilted goods to meet diverse needs in the community. Bonus! More love gets spread around. For instance, our creations have gone to the elderly at The Views and to the newborns in the nursery at St. Joe's Hospital and to women and children who are living at Lilli House, a transition house for families moving out of abusive situations. If your heart sings to read this, you may wish to get involved, too.



You don't have to be a prize-winning quilter whose seams all match and whose free-motion quilting is a work of art. Newbies or long-timers, traditional or modern, you are invited to participate in this endeavor. Fabric, backing and batting, donated or purchased with funds from our quilt show raffles, is available for your use. The quilts don't need to be intricate – four patches, string quilts, and pinwheels are perfect for new quilters to finish in a hurry, and learn-as-you-go. And, of course, there is no expectation for all members to do this – everyone has their own priorities.

Community Quilts is a good way for new members to get involved and meet others. Perhaps new satellite groups can form around a common cause. For instance, the Baby Group was formed when people who had a common heart for making baby quilts got together. (See article Thanks to the Elves.)

Our website has a section that lists the projects within Community Quilts, and how you can get involved, and who to contact if you want more info. Check it out, and if your heart leads you, quilt on, sisters.

Don't we already have enough blankets? Nope! There's never too many blankets of love to go around.

(Continued on page 13)

(Continued from page 12)

Thanks to the Elves!

The elves have been at work. That's the only explanation that makes sense.

This spring, Joy Whitehouse, who represents the Baby Group at our guild's Community Quilts meetings, found half a dozen finished baby quilts in the storeroom. Lovely, colourful quilts, obviously made for the babies at St. Joseph's Hospital, but who had left the quilts there? Who had sewn them so lovingly? It must have been elves – quilting elves who belong to our guild.

The Baby Group wants to say thanks to the elves. And who is the Baby Group, you ask. We are about a dozen women who are committed to making sure that a steady supply of baby quilts are brought to St. Joe's nursery every year.

The need for these quilts has always been there, but back in the 90s, the Parksville guild supplied them. Then that guild received a request from the hospital in Nanaimo, and our guild took over at St. Joe's. At the time, Jennifer Harrison called together other quilters who were interested in taking charge of the responsibility. That's how the Baby Group was born.



The Baby Group members gather monthly to do all the little jobs that are needed to ensure a steady supply. We collect and sort donated fabrics, sometimes cutting the fabric into kits to hand out to volunteers. We collect and store finished quilts to pass on to the hospital, usually about twice a year. Sometimes we purchase batting and flannel backing out of a fund administered by Community Quilts. And we show-and-tell the baby quilts we've been working on, passing on simple patterns that work well for quick and easy attractive "blankets of love." Most of the members of the baby group make several – up to half a dozen – baby quilts each year to donate to the cause.

Baby Quilts are distributed at the discretion of the nurses at St. Joe's to families who seem to need a "blanket of love" during a stressful time. Perhaps the parents are from out of town without family nearby, or perhaps their baby has been born with medical needs that requires a long hospital stay. Or perhaps the family is destitute, and the baby quilt may be the only layette the child will have. Last year we brought about 60 quilts to St. Joe's, and this year to date 30 more, with lots more in storage awaiting delivery. Thanks to our elves, we'll do better than last year.

We know that these quilts are appreciated. The nurses are thrilled when the new supply arrives, and tell us how awed the new parents are when invited to choose a blanket for their baby. Sometimes we get a personal note of thanks from a mom or dad – one that sticks out in my memory is a heartfelt message that told about the despair a

(Continued on page 14)

(Continued from page 13)

mom felt when her baby was born with severe needs. The quilt she received was a message to her: people cared. There was still beauty and love and hope in this world.

So elves, whoever you are, your anonymous donations have really encouraged the Baby Group to keep up the good work. Thanks!

What have I learned this summer?

Well, the major one was that what seems to be the easiest solution to an issue, is not always true.

Not being sure of the exact date of a cousin's 50th wedding anniversary, I decided to err on the side of caution and send our gift over earlier rather than later. Yes, it was a quilt, packed into one of those plastic bags that squeeze the air out, and then into a substantial envelope, beautifully labeled in DH's best printing (for some reason it is more legible than mine!).

Of course, Canada Post was making noises about interruption of service. Hmmm, what to do? I decided to bite the bullet and send present via a reputable courier. Of course, said courier only did air service. Did I mention cousin (to be honest, my mother's cousin, but only six years older than I) lives in London, England? A big enough target to aim for, right?

Tracking number at ready, I logged on and started tracking this parcel. International Business delivery was supposed to be 3 business days.

First issue: parcel was picked up from agent the next day, so 24 hours gone already. From Courtenay it went to Campbell River, then to Nanaimo, from their to Vancouver International airport. YES! Its on it's way. No, its not. Vancouver International airport to the Richmond Depot, back to Vancouver International airport, to Seattle – Huh? OK flights are cheaper in the States.

From there it went to Louisville in Kentucky; then to Philadelphia, and finally across the Atlantic to the East Midland airport. This is not near London. By the time it had gone north to Tamworth in Staffordshire (I know where that is as I taught at Tamworth Technical College, 40+ years ago, lol) then further north to Sheffield in Yorkshire, I was a tad concerned. I began to wonder if it was following our lives' pattern in the U.K. as we used to live in N. Yorkshire also.

I contacted courier company via their web site, only to be told a representative would contact me within 48 hours. Three day delivery deadline was long gone, possibly while parcel was mid U.S.A.

Representative did contact me, but since they were in Atlantic Canada, we played telephone tag for yet another 24 hours, while parcel returned to Tamworth, then back to Sheffield. Apparently there was a typo in the Postal Code on parcel, and you know, there was no such street in either Tamworth or Sheffield!

Street address and London were written in large block capitals, but they were going by their own computer generated label. Oh yes, it was sent to Dartford, in London, to their international depot to be held there until they could work out what to do.

So much for the surprise present. I contacted cousin and gave her the details and tracking number, hoping that no one would decide to return this to me over here, or even take parcel home with them. Atlantic Canada and I reconnected, only to find that once in UK, the parcel is turned over to another courier service, who then generate their

Comox Valley Schoolhouse Quilters' Guild

www.schoolhousequilters.com

own label AND tracking number...

Contacted cousin again, and they finally managed to get the correct courier, by this time on a Friday so they had to wait until the following Monday to receive parcel.

As cousin said, she really hoped it was not smoked salmon, or it would be walking out of parcel by itself.

I wish I could have had frequent flyer points for that quilt's journey.

By the way, they loved the quilt and guess what? They are coming over to see us this Fall, and I could have given them the quilt then! Snarl.

Carreen

IT'S OFFICIAL!

I have rented the OAP Hall on Wednesday, September 28, from 9 to 9 for Quilters. Everyone is welcome and the beauty is that you can leave your sewing stuff and return the next day on a regular Thursday quilting day. (It's kind of like a two day 'stay-at-home' Retreat but you have to do your own meals.)

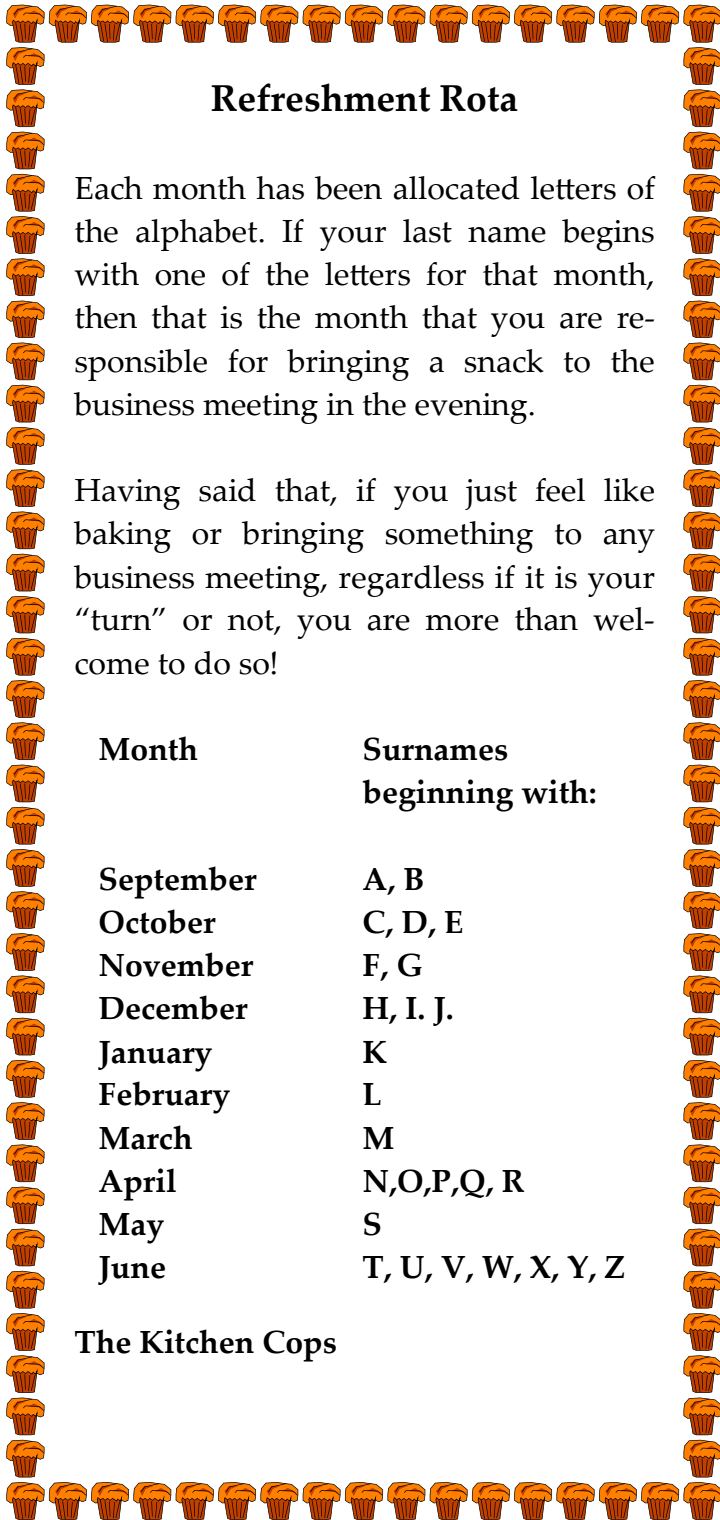
It costs \$175 to rent the Hall so if everyone that is coming could pay me \$7.50 that should cover it. If we get more than 23 people show up I will return the extra to each person. If we should happen to have 35 people come the cost will end up being \$5 each.

Pre-payment is encouraged but it does not preclude you changing your mind on the day of the Event and paying me then.

Happy Quilting

Judy Morrison

[250-890-1053](tel:250-890-1053)



Refreshment Rota

Each month has been allocated letters of the alphabet. If your last name begins with one of the letters for that month, then that is the month that you are responsible for bringing a snack to the business meeting in the evening.

Having said that, if you just feel like baking or bringing something to any business meeting, regardless if it is your "turn" or not, you are more than welcome to do so!

Month	Surnames beginning with:
September	A, B
October	C, D, E
November	F, G
December	H, I, J.
January	K
February	L
March	M
April	N, O, P, Q, R
May	S
June	T, U, V, W, X, Y, Z

The Kitchen Cops

Happy September Birthdays

Hall	Marlene	9/1
Fawcett	Valerie	9/3
Miller	Irene	9/6
Kirkoski	Gail	9/6
Latham	Sharon	9/6
Yells	Margaret	9/7
Pearson	Alexis	9/9
Caswell	Karen	9/17
Nickason	Gwen	9/17
Morden	Mary Lou	9/18
McCullough	Anne	9/23
Lyll	Gladi	9/26
Hansen	Sharon	9/28
Schmidt	Gladys	9/28
Forsythe	Betty	9/29
Hammond	Kim	9/30

Guild Member Personal Information

If you need to contact any of our guild members, executive or committee members please go to the **Members Only** page (click the link on the left) and then to **Memberships** on our website www.schoolhousequilters.com for the most up to date list of all email, address and phone numbers of current guild members. Remember you will need to be a paid member to get the userid and password to enter this area.

To protect the privacy of our guild members personal phone numbers or email addresses will not be published in the newsletter unless specifically requested by the committee member. Most committees have a guild email address that is redirected to their personal address. If your committee does not as yet have one or you are organizing a special event please email webmaster@schoolhousequilters.com and request one.

As a paid member you have received the login and password for this section. If you do not have access to a computer or printer please see Hope to request a paper copy of our newsletter. If paper copies of newsletters are not picked up 3 months in a row your name will be taken off the paper copy list. If you will be away, please arrange for another guild member to pick up your paper copy.

SUNSHINE

If anyone knows a guild member who has been ill or has illness or a death in their family or who just needs to be cheered, please call:

Trudy Thorne & Sandy McDonnel
(phone number on membership list)

Or email:

sunshine@schoolhousequilters.com

so that a card may be sent

Personal Information Changes

Please notify the Membership Committee of any changes to your email, phone number or address.

The Membership Committee will then pass this information on to those who need the information to update email lists, and membership files.

Keep your information up to date in order to receive email regarding guild events.

Our Advertisers

Get the ABC Team working for you!

ABC PRINTING & Signs

250-338-6364
301 PUNTLIDGE ROAD
COURTENAY, BC
abcprinting@telus.net
www.abcprinting.ca

SEW & SEW

BORDER CREEK STATION MYSTERY QUILT CLUB
www.bordercreekstati.com

Quilting Fabrics, Notions, Books, Patterns & Classes
Authorized PFAFF & BABY LOCK dealer
Service & repairs to most sewing machines & sergers

105-6750 Island Hwy. N. Nanaimo, BC
Mo.-Fri. 10-5:30am Sat. 10-5pm

OPEN HOUSE Meet the Teachers - Demos
In Store Specials - Coffee/Tea
Friday Sep 16
Saturday Sep 17

PFAFF Perfection starts here.™

Home Sweet Home

\$5 OFF
Minimum \$25 purchase.
Expires Sep 30

Fabric ♥ Notions ♥ Classes ♥ Machines ♥ Service

Island Sewing Centre

Vancouver Islands Newest Quilt Shop

Authorized Dealer & Repairs
JANOME brother PFAFF Husqvarna

www.islandsew.ca P: 778-418-2232
3 - 2231 S. Island Hwy, Campbell River, BC

facebook

BIB n' TUCKER QUILTING

September Sale

**All bolted fabric with
metallic accents including**

Christmas fabrics

20% off - 30% off 2m or more

½ m minimum cuts

1006 Craigflower Road Victoria BC V9A 2Y1
386-6512 (Mon- Thurs 10-4, Sat 12-4)

GalaFabrics
104-1483 Douglas Street
Victoria, BC
Canada V8W 3K4

T: 250.389.1312
F: 250.389.1339
E: info@galafabrics.com
W: galafabrics.com

Kismet Quilts

With the official wrap-up of the 2015-2016 quilting season on August 31, we'd like to congratulate everyone on their beautiful creations from the past year. Well done.

But we can't dwell on the past forever, so...

**Welcome everybody to the official
start of the 2016-2017 quilting season,
kicking off September 1.**

It looks to be a very exciting year, and we can't wait to show you what's in store. (So to speak.) Good luck, everybody!

To complain about the quality of this ad, forward your concerns to lousyad@gmail.com



www.kismetquilts.com

5334 Angyle St., Pt. Alberni • 250-723-6605 • Mon-Sat 10am-5pm

"Discover the world of sewing!"
"Wander through our store for a refreshing experience!"

Your One Stop Quilting and Sewing Machine Store on Vancouver Island!

Clip & Save Coupon! **20% off**
All Regular Priced
Quilt Patterns
Sept. 15-29, 2016

Clip & Save Coupon! **Get 25% off**
Any One Regular Priced
Quilt Notion
Sept. 22- Oct. 6, 2016

Hours: Sun. 12-4, Mon.-Sat. 9:30-5:30 (Open Fri. night if there is a class.) Closed Holidays and Sundays in July & August

"Like" us on facebook Snip & Stitch Sewing Centre
Follow us on twitter @snipandstitch
Join the conversation on our blog www.snipandstitchblog.wordpress.com

#1-4047 Norwell Drive
Nanaimo, B.C. V9T 1Y6
1.250.756.2176
1.800.789.1730
Email: info@snipandstitch.com
www.snipandstitch.com

Snip & Stitch
SEWING CENTRE
NANAIMO

Red Barn Quilt Shop
Courtenay & Campbell River

Now in stock

Kaffe Fassett 108" Wide Backs

(hint - they're GORGEOUS!!)

Noteworthy by Erin McMorris

Arriving September

Slow & Steady - Tula Pinks new collection

Guild members receive 10% off
member price with your card

connect with us

www.facebook.com/RedBarnQuiltShop

www.pinterest.com/redbarnquilt

www.instagram.com/RedBarnQuiltShop

sign up for our sale emails

redbarnquiltshop@gmail.com

Belated August Happy Birthday

Melnick	Janie	8/2
Wind	Julie	8/5
Power	Verna	8/6
Hogarth	Gail	8/7
Essery	Terryl	8/9
Maxwell	Debbie	8/14
Phelps	Karrie	8/15
Suffolk	Jill	8/15
Ross	Karen	8/18
Crawford	Ardythe M.	8/20
Lineker	Bonnie	8/20
Taschereau	Anne	8/21
Thomas	Nerissa	8/25
Moore	Pippa	8/27
Smith	Bonnie	8/31

QUILTERS' GARAGE SALE!!!

SAT. SEPT. 17TH

9:00 am - 1:00 pm

Pippa Moore and Joan Darling are having a **QUILTERS' GARAGE SALE** - Lots and lots of quilting fabrics at low, low prices.

Also quilting books, embellishments, notions & miscellaneous household items.

At Pippa's - 590 Rocky Heights Rd., Comox

See you then!

Comox Valley Schoolhouse Quilters' Guild


www.schoolhousequilters.com



1930 Ryan Road East, Comox, BC V9M 4C9
(250) 339-4059 Toll Free 1(877) 339-4059
e-mail: sewfun@telus.net
Find us on Facebook

<http://www.facebook.com/HuckleberrysFabricsInc>

BERNINA+
SALES · SERVICE · SUPPORT



Be part of what's happening at Huckleberry's this Fall!

Make sure you get our Newsletter- call or email us to get on our email list
sewfun@telus.net or 250-339-4059

Store hours:
Monday-Friday 10am-5pm
Saturday 10am-4:30pm
Sunday Noon-4pm
Closed Holiday



Comox Valley Schoolhouse Quilters' Guild

www.schoolhousequilters.com

3rd Monday of each month is
TAX FREE DAY
at the store; we pay the tax!

#11-1209
E. Island Highway, Parksville
B.C. V9P 1R5
sweetpea.quilting@shaw.ca
250-586-1050



CINDY SCRABA

OWNER + THREADUCATOR

EMAIL cindysthreadworks@telus.net

TEL. 250.738.0560

SUBSCRIBE TO E-NEWSLETTER "THREADNEWS"
THREAD TALKS • WORKSHOPS • TRUNK SHOWS

WWW.CINDYSTHREADWORKS.COM



Certified Instructor
www.quiltworx.com
Judy Niemeyer Quilting

www.sewpeaceful.com

- Small classes, experienced teacher
- Air conditioned, purpose-built studio
- Trunk shows and workshops for Guilds, shops, retreats
- Individual classes available

Nanoose Bay, BC. Tel: (250) 713 1273

Dates to Remember 2016

Labour Day	September 5
HAW 2016	October 2
Thanksgiving	October 10
Halloween	October 31
Remembrance Day	November 11
Christmas Day	December 25



Classes
Books
Charts
Tools



Fibres
Fabrics
Supplies
Notions

99 Commercial Street, Nanaimo, BC, V9R 5G3
(250) 591-6873 • thestitchersmuse.com • info@thestitchersmuse.com

Comox Valley Schoolhouse Quilters' Guild

www.schoolhousequilters.com

**AFFORDABLE SEW & VAC
2885 CLIFFE AVE
COURTENAY, PH 250-897-0950**



SUV 1122



3160 QDC

**YOU'LL NEVER GO WRONG WITH JANOME
FROM BASIC MECHANICAL TO HIGH TECH COMPUTERIZED
JANOME MACHINES ARE SIMPLY THE BEST
AFFORDABLE QUALITY
FULL TRAINING PACKAGE * LOCAL WARRANTY**

After the SALE it's the SERVICE that counts

Word Search Puzzle Bring to **October** Meeting

Totem Poles

Beverly Michaluk

C O Y H X H N Q
Z Y S D N B A R P O
C E J Z M F Y T E W B O
V A C L E B H F R T L F A Y
C R X A A N Y M B T A M P E
L V V U G O J P B A R E B K
A E A T L L I U C P U I E N
N A E I E W G C T N A O
W U R R E V A E R M
Q A K I N Q T M
I S J Z P A P S
W N V K L W S E I J
N S U Q V I C Y G R A T
K X Z Y I R Y L K C Y U O K
T R I B E I P L K I H T X S
T F T E Y W R S U F J L B L
F D Z R T Z E M I I E U Q D
X R P E E S D A C Y C E
E U B E S J S A K D
Z C G S O X P G

BEAR
CYPRESS
PACIFIC
TREES

CARVE
EAGLE
PATTERN
TRIBE

CLAN
MONKEY
SKILLS
UNIQUE

CULTURE
NATURAL
SPIRITUAL