

HANDS ACROSS THE WATER 2009

The Comox Valley Schoolhouse Quilters
invite you to attend this annual fellowship event

Date: October 3, 2009
Location: Cumberland, B.C.
Cost: \$15.00 (includes lunch)
Doors open from 10:00 a.m. to 3:30 p.m.



Theme:
"TRAVEL"



The Comox Valley Schoolhouse Quilters invite the members of your Guild to attend the annual "Hands Across the Water". This day of fellowship will be held on October 3, 2009. We hope that you will start now to make plans to attend and to start working on your challenge quilt and quilt blocks.

The doors open at 10:00 a.m. with the merchants mall, coffee and muffins. Lunch and program will start at noon.

Special Guest, Pippa Moore, will present a trunk show and talk.



INDEX	
Billeting Information	Page 2
Fat Quarter Draw	Page 3
General Information	Page 2
Guest Speaker	Page 2
Map	Page 4
Merchant Mall Info	Page 2
Quilt Block Pattern	Page 3
Quilt Challenge	Page 3
Show & Tell	Page 2



ATTACHED FORM: The attached form is to be filled out as a group and mailed to:
Comox Valley Schoolhouse Quilters
c/o Margaret Yells
667 Torrence Road
Comox, BC V9M 3H6

Please RVSP as soon as possible and include a cheque made out to the Comox Valley Schoolhouse Quilters. We need to have the numbers and money by the end of June.

For more information, please call
Margaret at 250-339-2227 or email at: tmyells@shaw.ca or call
Barb Messer at 250-334-0010 or email at: haw@schoolhousequilters.com

GUILD UPDATE: We would like to invite the president or a designated member from each Guild to give a brief update on your group during the program.

TIME: The doors will open at 10:00 a.m. for those who wish to arrive early. The merchants mall will be open and coffee and muffins will be available. The program will not start until noon to allow more time for those who arrive by ferry.

PLACE: The Cumberland Recreation Institute, 2665 Dunsmuir, Cumberland. A map is enclosed. "Mapquest" will also give you the directions. There is extra parking across the street at the Cumberland Cultural Centre.

MERCHANT'S MALL: We will definitely be having a merchant's mall so bring your cheque books with you. The merchants have not been confirmed at this time.

BILLETS: If you wish to billet for one or two nights with a member of the Comox Valley Schoolhouse Quilters, please contact Beverly Luck at 250-334-3889 or bluck@shaw.ca.

GUEST SPEAKER: Pippa Moore will be our Guest Speaker. Pippa lives in Comox but lived in Southern Africa for three years and has a special interest in African fabrics. She has a business, Kitambaa Designs, which specializes in quilt patterns for African and other vibrant fabrics. Pippa teaches workshops as well as selling fabric and patterns. She is flying to Uganda in January to help teach women to sew as a means of making an income. You will enjoy Pippa's trunk show and stories.




SHOW & TELL: We invite people to bring show and tell. Drop it off at the Show & Tell table when you arrive and fill out a form. Please have a label on your quilt.

FAT QUARTER THEME: This year we are asking you to bring a fat quarter that you have acquired in your travels . Attach a note stating where you purchased it. Your name will be entered into a draw for each fat quarter that you bring. Place your fat quarter in the designated container at the “Fat Quarter Table” and fill out your ticket. There will be several draws, depending on the number of fat quarters entered.



CHALLENGE QUILT:

- The theme is “**MY TRAVEL ADVENTURE**”.
- Size: 100 inches circumference or less.
- All fabrics and embellishments allowed.
- Must have been made since Hands Across the Water 2008.
- Put your name and guild name on the back of your quilt.
- There will be a viewer’s choice award. We will all have an opportunity to vote.
- Please bring your challenge to the “Challenge Table” when you arrive.
- Have fun!
- If you need more information regarding the challenge, please contact Debbie Maxwell, at 250-336-2452.



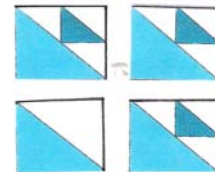
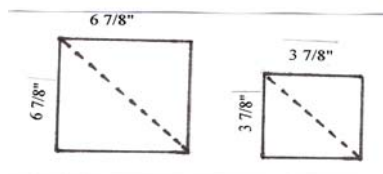
QUILT BLOCK PATTERN: “AIRCRAFT”

This block finishes to a 12 inch square
(12.5 x 12.5 unfinished)

The background is to be a light coloured fabric
(white, pale beige, etc.)

The aircraft triangles are to be in medium and dark blues.

The easiest way to cut these triangles is to make squares and cut them in half. The larger triangles need squares that are $6 \frac{7}{8}$ inches on each side. The smaller triangles come from $3 \frac{7}{8}$ inch squares.



For more information, please contact haw@schoolhousequilters.com.
Drop your finished block(s) off at the “Quilt Block Table”.




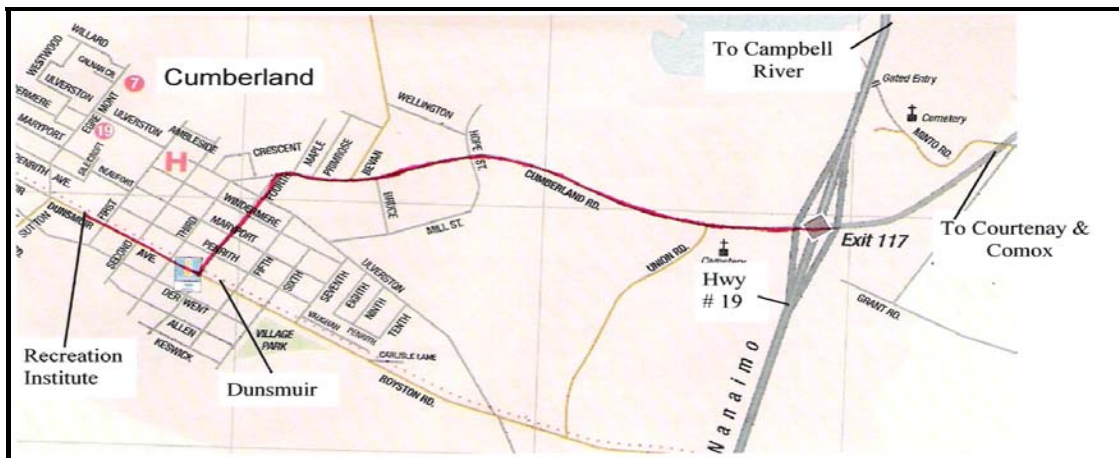
Map & Travel Instructions

The Cumberland Recreation Institute, 2665 Dunsmuir, Cumberland

Directions from Comox – Powell River ferry:

- Exit from the ferry and turn left on Anderton Road. Continue to the end of Anderton, where it meets Comox Road.
- Turn right onto Comox Road and continue to 17th street bridge.
- Turn left to cross bridge and turn left at the next set of lights, Cliffe Avenue.
- Continue on Cliffe Avenue to 29th street. Turn right on 29th street.
- Stay on 29th. You will pass under Hwy 19 and are now on Cumberland Road.
- Follow the map below to travel into Cumberland to the Recreation Centre. There is parking beside the Recreation Centre and across the road by the Cultural Centre.

Directions from Hwy # 19 to Cumberland Recreation Institute



CONTACT INFORMATION:

If you have any questions or concerns about Hands Across the Water, please contact:

Barb Messer
Hands Across the Water, Chairperson
haw@schoolhousequilters.com
250-334-0010

