



Comox Valley  
Schoolhouse Quilters' Guild  
[www.schoolhousequilters.com](http://www.schoolhousequilters.com)

December 2017

Monthly newsletter of the Comox Valley Schoolhouse Quilters Guild • Box 1507 Comox, BC V9M 8A2

## President's Message

What do you wish for this Holiday Season? The Season was off to a big start with some Guild Members participating in the Charles Dickens Faire. For some, shopping for gifts and or maybe a little treat for themselves is great fun. While others enjoy sharing a meal with friends and family. Taking the time to help those less fortunate is important all year but it seems with Christmas, and the shorter colder days, some need extra help.

The wish list. There is so much available for the quilter, gadgets, gift certificates, fabric bundles, perhaps a new sewing machine. If a new machine is in your future, be sure it does everything you want it to. Take the time to check them out and get what will do the job the way you want it done.

From the amount of Show n Tell at our last meeting there are going to be some very lucky people this Christmas Day. Our quilting takes on different colours and themes with Christmas projects. The projects range in size from small to the special large quilts. The homemade gifts are special to give. Hopefully, giving is fun for you.

Our Guild Pot Luck Dinner is December 14, at 6 PM. The food we share will be wonderful and can be whatever you are comfortable bringing. The getting together for this evening of sharing is special. This can also be a time to remember to give to the Food Hampers being organized

throughout the community and supported by our Guild. The last collection from our Guild will be the December 7<sup>th</sup> meeting.

Wishing everyone Peace, Health and Happiness.

Janis

From my sewing room to yours.



## CAMP HOMEWOOD RETREAT

**The time is here to sign up for our next retreat which is scheduled for February 14<sup>th</sup> – 18th, 2018.**

This will be a **four** day retreat which provides us with lots of valued time for sewing and socializing. **Please note this retreat will run from 11am Wednesday to 11am Sunday.** Sign up will start at the **December** business meeting. If you do not feel you can attend for a full four days please do not let that deter you from registering as it is a possibility for some of you to attend for three days only.

Depending on sign-up numbers we will also have the option of opening up the guesthouse for more private rooms. For further details concerning the guesthouse please speak to one of the retreat coordinators listed below.

The cost per individual for the **four** days will range from \$252. to \$305., depending on the room you choose. The starting range of \$252. is a bunk style dorm room which sleeps up to 7, however on average there are usually anywhere from 2 to 5 in these rooms. Individuals in these rooms have shared bathroom/shower facilities. There is a separate handicapped washroom available to any that may require ease of access to toilet or shower. There are also newer rooms available which sleep up to 3 and have their own washroom, including shower/tub. These rooms are either \$287. with 3 sharing the room or \$305. with only 2 sharing.

All prices include 3 meals a day along with snacks in the evening consisting of cookies/squares, fruit, coffee, tea, and hot chocolate. The meals at Camp Homewood are excellent . . . and you will never walk away hungry!

If you have never been to a retreat at Camp Homewood we urge you to give it a try. It is a lot of fun and a great way to get to know your fellow quilters. Over the past couple of years we have seen a number of quilters who have attended retreat for the first time, and we continue to see more of them becoming regulars. If you wish to sign-up or for further information please contact one of the retreat

*(Continued on page 3)*

*(Continued from page 2)*

coordinators listed below. Our contact details can be located on the guild website under "retreats" or by viewing the membership list.

For those of you who plan ahead the dates for our fall 2018 retreat are October 17<sup>th</sup> – 21<sup>st</sup>, 2018.

We look forward to seeing some new members as well as all of our regulars at one of the upcoming retreats.

Beverly Luck  
Terry Vadeboncoeur  
Sharron Woodland

## Refreshment Committee —our Kitchen Cops

From the refreshment committee ... Just a gentle reminder to contribute to our meeting night coffee fund **\$5 for the year or .50 cents per evening.**

At this time our funds are half of what they were at this time last year!!

Thanks everyone for all that you do.

Bonnie

## **WHAT ARE "COMMUNITY QUILTS"?**

Many of our Guild members are involved with the Community Quilts group, but for those ladies who are new to the Guild, here is a brief explanation. (Note: Part of this article was written for the Spring 2017 issue of the CQA magazine). We donate approximately 180 quilts plus other assorted items per year.

Who participates? Maybe your family, your friends, and your friends of friends already have enough quilts (is that really possible?). Perhaps you enjoy making lap quilts, but all the laps you know have a quilt on them already. Maybe baby quilts are your thing, or place mats or wedding quilts; but alas, nobody is having a baby, the tables you know are beautifully set, and that niece just hasn't found her perfect match yet. What to do? Quit quilting? Never!!

There are a lot of people in the community we've never met who may need our "blankets of love". Community quilts is our Guilds umbrella committee and includes people that create quilted items to meet those needs in the community. You don't have to be a prize-winning quilter whose seams all match and whose free-motion quilting is a work of art. Newbies or long-timers, traditional or modern. Kits are also provided and include a pattern & precut squares. When ready, batting & backing, purchased with funds raised at our tri-annual quilt show is available to finish the quilt. One of our members takes a couple of these to her summer cabin & sews them up on rainy days.

Often, completed quilts are donated. We've had quilt "elves" who quietly leave their finished quilts anonymously! Sometimes, a quilt top is passed on for someone else to layer, baste, quilt & bind. We have some ladies in the Guild who have long-arm machines & volunteer to quilt larger, hard to quilt pieces. Others enjoy hand-sewing binding. We have a HUGE stash of donated fabrics which is stored in one of members' garage (her husband is not too thrilled!) Many hands make light work and, beautiful quilts! It is truly a community effort.

We enjoy sharing our "blankets of love" throughout the Comox Valley. From new babies in the local hospital to the seniors in care homes. One of the high schools in the area has a daycare for single Moms continuing their education and each child receives a "nap quilt". When Mom graduates, the little one can keep his or her quilt. The women & children in Lilli House Shelter receive quilts. Placemats, table runners & wall hangings are donated to the local chapter of the Soroptimists who make up bins of household items for the women who leave the shelter for a new home. We have a member who knits baby hats & another makes bibs & burp cloths to donate as well. Breast Cancer pillows in small tote bags are donated to the local hospital. We also provide quilts to two or three organizations for fund raising raffles. Placemats are donated once a year to Meals on Wheels and at Christmas over 200 placemats are given to the Salvation Army to include in the hampers for singles.

*(Continued on page 5)*

## Comox Valley Schoolhouse Quilters' Guild

[www.schoolhousequilters.com](http://www.schoolhousequilters.com)

*(Continued from page 4)*

There is no expectation for members to participate, but once people learn what fun it is, they are eager to join in. Below are the names of the ladies on the committee who look after each category and the sizes of the quilts. These sizes are very approximate. We will find a home for any quilts donated!

**Seniors** (Verna Power & Nerissa Thomas) - 45" to 50" square or close to a square

**Lilli House Women's Shelter** (Verna Power & Barb Bocking) - 50" x 60" approximately

**Teddys & Toddlers Daycare & Breast Cancer Cushions** - (Gladi Lyall) – 40-45 inches square (or 40/45)

**Hospital Baby Quilts** – (Joy Whitehouse)- 40-45 square (or 40 x 45)

**Placemats** (Sharon Latham) –12X18 is the optimum size – there is an easy pattern on our Guild website which uses 4 fat ¼'s for 4 placemats.

**Fire Quilts** (Mary Lou Morden) – Large lap or bed size for fire victims

**Quilts of Valor™** (Nerissa Thomas & Sandy MacDonell) – This is a new recipient for us. Quilts are donated to provide comfort and relief to injured **Canadian** Armed Forces members and Veterans. Please check the QofV website for more information.

Nerissa Thomas, Community Quilts



### December Program

Some of our guild members will be sharing tips & techniques in a demo format.

Sheila & Bev

## Comox Valley Schoolhouse Quilters' Guild

[www.schoolhousequilters.com](http://www.schoolhousequilters.com)

### 2017 – 2018 Executive & Committees

<b>Presidents</b>	Janis Davis
<b>Past Presidents</b>	Raelene Robertson and Pat McEwen
<b>Vice President:</b>	Jan Hill
<b>Secretary:</b>	Myra Shearer
<b>Treasurer:</b>	Sharon Latham
<b>Community Quilts:</b>	Coordinator—Nerissa Thomas
Lilli House	Verna Power
Breast Cancer & Teddies & Toddlers	Gladi Lyall
Placemats	Sharon Latham
St Joe's Babies	Joy Whitehouse
Seniors & Fire Quilts	Nerissa Thomas & Verna Power
Pregnancy Care Centre	Nerissa Thomas
Hall Open/Close	Carol Metner, Judy Morrison & their teams
HAW 2017 & 2018	Mary Lou Morden
In-House Draw:	Brenda Levirs
Library:	Sandra Castiglia
Membership:	Carreen Webber and Carol Metner
Newsletter: Editor	Hope Rychkun
Newsletter Advertising:	Sandy MacDonnell
Photography	Daniele White & Barb Messer
Programs:	Beverly Michaluk & Sheila Scrase
Refreshments:	Bonnie Lineker & the Kitchen Cops
Retreats:	Terry Vadeboncoeur, Beverly Luck, Sharron Woodland
Sunshine:	Trudy Thorne
Venue:	◆ Charles Dickens & Nautical Days
Website:	Sam Crewe
Workshops:	Bonnie Smith, Eva Hansen & Mary Jean McEwen
Word Puzzle:	Bev Michaluk

#### Newsletter Advertising:

To advertise in the newsletter please contact Sandy MacDonell for rates. Submit advertising by the **15th** of the month for inclusion in the next month.

[nlads@schoolhousequilters.com](mailto:nlads@schoolhousequilters.com)

#### Newsletter Deadline:

Please submit all entries for the newsletter by the **20th** of the month for inclusion in the next month's newsletter.

Submit articles to Hope (current editor) using the email:

[editor@schoolhousequilters.com](mailto:editor@schoolhousequilters.com)

#### Guild Meetings

Our guild meets every Thursday from 9:00am to 9:00pm for quilting at the Cumberland OAP Hall.

**General Meeting (September to June)** on the **1st** Thursday of each month at **6:30 pm**

**Executive Meeting (September to June)** **3rd** Thursday of each month at 1:00pm

No meetings in July or August, just wonderful sewing days...

#### Our Website:

[www.schoolhousequilters.com](http://www.schoolhousequilters.com)

#### Memberships

Don't forget to renew your membership. You need to be a paid member to enjoy the benefits of the guild...

## DECEMBER 2017 WORKSHOP NEWS

Thank you to Janis Davis for guiding the class through the basics of paper piecing. There were some lovely Christmas trees produced in class and we're looking forward to seeing them at the next show and tell!

**How to register for classes:**

- most Thursdays, usually between 1 & 2 pm
- meeting nights between 5:30 and 6:30

Information on classes, supply lists, etc. is on the guild website ([www.schoolhousequilters.com](http://www.schoolhousequilters.com)) under workshops.

**The following classes are coming up.**

**Most are almost full so if you're considering one of them, please register as soon as you can so you don't miss out!**

**Fri & Sat, February 2nd and 3rd – My Little Chickadee with Carola Russell  
\$105 (includes kit fee)**

My Little Chickadee – learn about thread painting, free motion quilting, bobbin work, different types of thread, the correct needles to use and much more! You'll even learn how to 'make moss'. The skills you learn making your chickadee will be applicable to any thread painting project you take on.

**Sat., March 17th – JANIS DAVIS – MYSTERY QUILT \$32**

Many of you look forward to Janis's annual Mystery Quilt. We just know Janis is working on something special for you, as she always does. Once we have the supply list for this one, we'll put it the guild website.

**Sat. and Sun, Apr 7 – 8 – ANNE MATHERS – PET PORTRAITS – 10 am – 4 pm  
each day \$110**

Artfully quilted pet portraits - recreating portraits of our beloved fur children in fabric and thread.

You will receive instructions and a supply list when you register.

*(Continued on page 8)*

*(Continued from page 7)*

**Fri. & Sat., May 4 – 5, SUSAN PAYNTER – BARK AND BRANCHES – 10 am – 4 pm each day \$125 PLUS A KIT FEE**

(AMOUNT FOR KIT TO BE DETERMINED AS INSTRUCTOR IS ACCUMULATING ALL KINDS OF GOODIES FOR YOUR KIT).

In this class, you'll create a realistic tree with bark and branches done in a variety of materials. This will be a small wall hanging size project.

Please check your calendars **before** you register for any classes to ensure that the date of the workshop is good for you. The workshop cancellation policy is under the 'Workshop' tab on the guild website.

Please don't hesitate to ask us questions if you have any.

And we're always open to hearing suggestions for upcoming classes. We had so many ideas this past year that we're starting already to think about fall classes to use up some more of the suggestions!

Eva Hansen, Mary Jean McEwen and Bonnie Smith  
Your Workshop Committee.



**OUR COLLECTION FOR THE CHRISTMAS HAMPER PROGRAM HAS STARTED**

Members are asked, if they wish to do so, to donate in the red container on the Library table.

Our last collection date will be 07 December.

It has been decided that we will donate the cash received, and let the Hamper folks purchase supplies as needed. They have greater purchasing power, and this will help them to supplement any hampers missing items.

If members would like to donate other items as well, please contact

Trudy Thorne or Nerissa Thomas directly.




## Book Review

### Six Halves Make a Whole

6 projects each using 6 half yard cuts

The Quilt Branch 2007

Quilt Guild Library #133



This book review will have to be short since "Six Halves Make a Whole" is a short book! However, the projects are all so varied. Several guild members have made the Mexican Tile placemats - so different, yet made from the same 6 fabrics. Keep in mind that we don't have "half yard cuts", but rather "half metre cuts" which can give you a bit of leeway in case of a cutting mistake. The cutting instructions utilize almost all the fabric, and for one project (Whirlwind Tour) you are advised to be sure you do have half a yard.

The projects are all based on the idea that six coordinating "half yard" fabrics plus a couple of additions for borders can make a large lap size quilt. Then, depending on fabric placement choices, two absolutely different quilts could appear - see photos on page 19 for "Turning Point". With the layout of "Hopscotch", photos page 17, a very different bonus project can be made using the scraps.

The general instructions are certainly worth reviewing. Using a diagonal seam when piecing together border strips really does help to hide the seam. Instructions for quickly (and easily) constructing flying geese units are clearly shown. "Whirlwind Tour" photo, page 18, appears to be a real challenge, but look at how the strips are sewn, cut and placed - looks like a walk in the park. Hints throughout the book, whether color choice or construction ideas are very helpful.

What fun to cut exactly as instructed and see what emerges as you follow the directions. Having made two sets (6 each) of Mexican Tiles, I found the project in-

*(Continued on page 10)*

*(Continued from page 9)*

formation easy to follow, with little leftover fabrics. The backings were cut from the six pieces of fabric, giving another view of the six coordinating fabrics used. Perhaps you have coordinating Christmas fabrics which would lend themselves to one of these projects? Enjoy!

Lois Warner

## Christmas Potluck Thursday, December 14<sup>th</sup> 2017

Dinner will be served at 6:00 p.m. Tables will be set up between 4:30 and 5:30 p.m. We will be playing table games after dinner is completed.

Items to bring:

- ◆ Food item. We have limited kitchen access, so please bring your food item ready to eat.
- ◆ A plate, cutlery, mug and placemat to put them on
- ◆ Bring a **CHRISTMAS** fat quarter
- ◆ and also bring a sewing notion (Maximum \$10.00 value) to give away as a gift wrapped up in Christmas fabric.

\*Please bring a favourite Christmas wall hanging  
to help us decorate the Hall.

It would also be nice to see you all dressed in Red or Green.

Looking forward to see you all there

Beverly Michaluk and Sheila Scrase

## Get to Know Your Guild Members

### Who am I? Part III

As you have read, I could be any one of us:- I grew up stitching, which was taught by my Grandmother. I moved around, first with parents, then with husband, the final move being here to the Island.

Even saying I have white hair doesn't narrow it down much, nor (sorry folks) being on the heavier side. We quilters have much in common!

I am on the opening committee (now we're down to about ten to choose from, lol).

OK. here we go, Moved to Canada in 1982, where we were welcomed with open arms.

The week after I arrived, husband came home and said that the ladies in the office, and the wives of fellow workers were coming over that night to welcome me to Canada! Panic! My furniture etc. hadn't arrived.

"They said not to worry, they'd bring everything." and they did! From stacking stools, the big coffee urn from the office, squares, and every one of those women brought me a little gift of welcome. A jar of home made crab apple jelly, a Tupperware container full of home made chocolate chip cookies (and recipes), two coffee mugs, six packages of Lipton's Chicken Noodle soup... you get the picture?

In all the moves I had made with family in the U.K. not one was as easy as our move across the Atlantic, nor had we ever had such a welcome.

Is it any wonder we became Canadian as soon as we could?

Yup, I'm the one with the Scottish accent.

Carreen Webber.

## Get to Know Your Guild Members

### **Guild Member Anneli Purchase**

About 40 years ago, I made my first, very amateurish, quilt, but it wasn't until I got serious about quilting about three years ago that I learned about rulers, rotary cutters, and free motion quilting. Workshops at Huckleberry's and joining the Schoolhouse Quilters have made all the difference. My quilting now involves far less frustration.

You all know how addictive and time consuming quilting is. I've had to relegate most of my hobbies to the back burner. Photography, painting, gardening, and music all cry in vain for my time.

One hobby I have not been able to put aside is writing. I have loved storytelling since my mother read to me and told stories.

As an elementary school teacher, I made sure my students learned to read and write. Encouraging correct and effective writing led to a side career of copy-editing. Since retiring from teaching, I have worked with writers from many parts of the world: Russia, the UK, France, Mauritius, South Africa, Germany, Italy, and of course Canada, and the USA.

About 15 years ago, I began writing novels. My fifth novel should be available in December, and I am already planning the sixth.

My novels often involve women who find themselves in difficult and unusual situations. My goal is to leave the reader feeling they have learned something new, and to be thinking about the characters long after they close the book.

I'd like to thank the guild members who have supported me by buying my books. I hope you enjoy them and spread the word.

My books are available on [www.amazon.ca](http://www.amazon.ca) and [www.amazon.com](http://www.amazon.com) and at [smashwords.com](http://smashwords.com) for those with e-readers other than Kindle. Please visit my website for more info:

Website: [www.anneli-purchase.com](http://www.anneli-purchase.com)

You can also visit my blog and click on the book cover images for more info:

Blog: [wordsfromanneli.com](http://wordsfromanneli.com)

I am very pleased to be a member of the Schoolhouse Quilters. You are an amazing group and a great inspiration to me.

Anneli

## Trend-Text Challenge 2018 - Quilt Canada

How many of you have done a quilt challenge? Why not try it this year?  
You might enjoy it!

This is the 30th year that Trend-Text Fabrics has been donating the fabrics for the yearly challenge. The challenge quilts are raffled off by silent auction at Quilt Canada. This is the Canadian Quilters' Association only fund raising activity.

- Theme: The theme for this year's challenge is "**Celebrate**"
- Five fat quarter fabrics are supplied for the challenge quilt and 3 additional fabrics of your own choosing may be added.
- The design may be original or traditional and any combination of machine and/or hand piecing, appliqué or quilting is acceptable.
- Perimeter must not be larger than 120 inches

This is a wonderful opportunity to be creative and to step out of "the box".



I have made about 10 different challenges for Quilt Canada. I originally made one to support our Canadian Quilting organization but have come to enjoy the creativity that it encourages. I try to make a challenge whenever I am able to travel to Quilt Canada to see what others have done with the theme and the fabrics. I have also purchased several challenges at the silent auction. With Quilt Canada in Vancouver this spring, it is a perfect time to make a challenge or to at least visit and see all the challenges that have been made.

It is not necessary to be a member of CQA in order to purchase a fabric kit but only members are eligible for prizes. Most quilts are entered into the silent auction. I have never expected to win a prize but I try to make a quilt that someone would like to buy. So far my quilts have always received a respectable price. I did once receive a Judge's Choice Ribbon. That was a nice surprise!

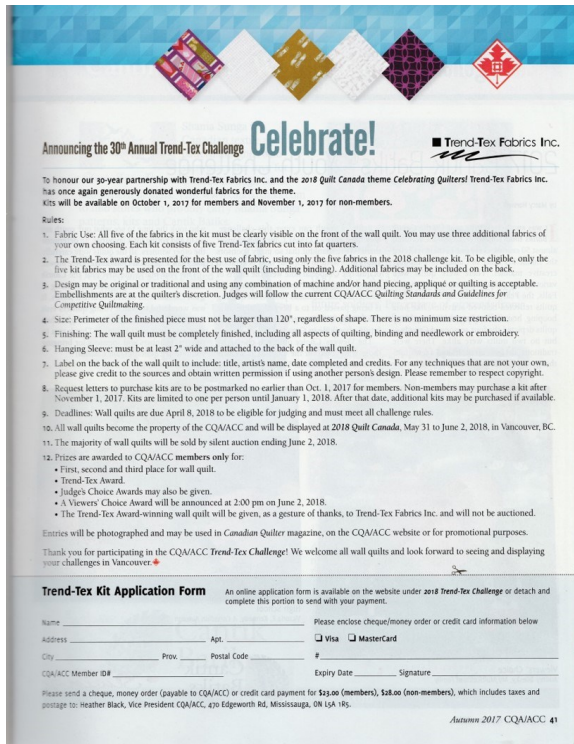
For more information about the Challenge, go to the Canadian Quilters' Association web site and click on Trend-Text Challenge 2018. The challenge fabric kits are available to members October 1st for \$23 and to non-members on November 1st for \$28. They can be ordered through the web site or by regular mail.

by Margaret Yells

# Recent Workshops



# Guild Announcements



**Announcing the 30<sup>th</sup> Annual Trend-Text Challenge Celebrate!** Trend-Text Fabrics Inc.

To honour our 30-year partnership with Trend-Text Fabrics Inc. and the 2018 Quilt Canada theme Celebrating Quilters! Trend-Text Fabrics Inc. has once again generously donated wonderful fabrics for the theme. Kits will be available on October 1, 2017 for members and November 1, 2017 for non-members.

**Rules:**

1. Fabric Use: All five of the fabrics in the kit must be clearly visible on the front of the wall quilt. You may use three additional fabrics of your own choosing. Each kit consists of five Trend-Text fabrics cut into fat quarters.
2. The Trend-Text award is presented for the best use of fabric, using only the five fabrics in the 2018 challenge kit. To be eligible, only the five kit fabrics may be used on the front of the wall quilt (including binding). Additional fabrics may be included on the back.
3. Design may be original or traditional and using any combination of machine and/or hand piecing, applique or quilting is acceptable. Embellishments are at the quilter's discretion. Judges will follow the current CQA/ACC Quilting Standards and Guidelines for Competitive Quilting.
4. Size: Perimeter of the finished piece must not be larger than 120", regardless of shape. There is no minimum size restriction.
5. Finishing: The wall quilt must be completely finished, including all aspects of quilting, binding and needlework or embroidery.
6. Hanging Sleeve: must be at least 2" wide and attached to the back of the wall quilt.
7. Label on the back of the wall quilt to include: title, artist's name, date completed and credits. For any techniques that are not your own, please give credit to the sources and obtain written permission if using another person's design. Please remember to respect copyright.
8. Request letters to purchase kits are to be postmarked no earlier than Oct. 1, 2017 for members. Non-members may purchase a kit after November 1, 2017. Kits are limited to one per person until January 1, 2018. After that date, additional kits may be purchased if available.
9. Deadlines: Wall quilts are due April 8, 2018 to be eligible for judging and must meet all challenge rules.
10. All wall quilts become the property of the CQA/ACC and will be displayed at 2018 Quilt Canada, May 31 to June 2, 2018, in Vancouver, BC.
11. The majority of wall quilts will be sold by silent auction ending June 2, 2018.
12. Prizes are awarded to CQA/ACC members only for:
  - First, second and third place for wall quilt.
  - Trend-Text Award.
  - Judge's Choice Awards may also be given.
  - A Viewers' Choice Award will be announced at 2:00 pm on June 2, 2018.
  - The Trend-Text Award-winning wall quilt will be given, as a gesture of thanks, to Trend-Text Fabrics Inc. and will not be auctioned.

Entries will be photographed and may be used in *Canadian Quilter* magazine, on the CQA/ACC website or for promotional purposes.

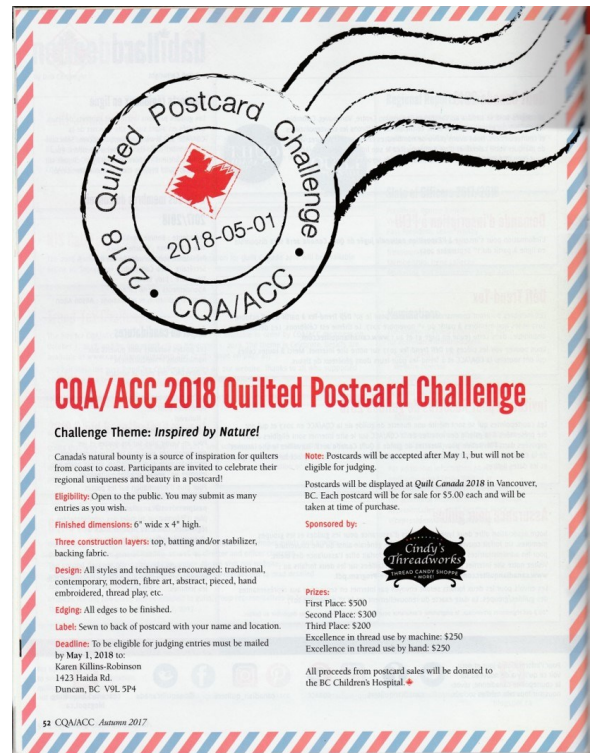
Thank you for participating in the CQA/ACC Trend-Text Challenge! We welcome all wall quilts and look forward to seeing and displaying your challenges in Vancouver.

**Trend-Text Kit Application Form** An online application form is available on the website under 2018 Trend-Text Challenge or detach and complete this portion to send with your payment.

Name \_\_\_\_\_ Apt. \_\_\_\_\_  
Address \_\_\_\_\_  
City \_\_\_\_\_ Prov. \_\_\_\_\_ Postal Code \_\_\_\_\_ # \_\_\_\_\_  
CQA/ACC Member ID# \_\_\_\_\_ Expiry Date \_\_\_\_\_ Signature \_\_\_\_\_

Please send a cheque, money order (payable to CQA/ACC) or credit card payment for \$35.00 (members), \$48.00 (non-members), which includes taxes and postage to: Heather Black, Vice President CQA/ACC, 470 Edgeworth Rd, Mississauga, ON L5A 1H5.

Autumn 2017 CQA/ACC 41



**2018 Quilted Postcard Challenge**  
2018-05-01  
CQA/ACC

**CQA/ACC 2018 Quilted Postcard Challenge**

**Challenge Theme: Inspired by Nature!**

Canada's natural bounty is a source of inspiration for quilters from coast to coast. Participants are invited to celebrate their regional uniqueness and beauty in a postcard!

**Eligibility:** Open to the public. You may submit as many entries as you wish.

**Finished dimensions:** 6" wide x 4" high.

**Three construction layers:** top, batting and/or stabilizer, backing fabric.

**Design:** All styles and techniques encouraged: traditional, contemporary, modern, fibre art, abstract, pieced, hand embroidered, thread play etc.

**Edging:** All edges to be finished.


**Label:** Sewn to back of postcard with your name and location.

**Deadline:** To be eligible for judging entries must be mailed by May 1, 2018 to:  
Karen Killins-Robinson  
1423 Handa Rd.  
Duncan, BC V9L 5P4

**Note:** Postcards will be accepted after May 1, but will not be eligible for judging.

Postcards will be displayed at Quilt Canada 2018 in Vancouver, BC. Each postcard will be for sale for \$5.00 each and will be taken at time of purchase.

**Sponsored by:**



**Prizes:**  
First Place: \$500  
Second Place: \$300  
Third Place: \$200  
Excellence in thread use by machine: \$250  
Excellence in thread use by hand: \$250

All proceeds from postcard sales will be donated to the BC Children's Hospital.

51 CQA/ACC, Autumn 2017

Have you encountered an interesting quilt notion that might be of interest to other guild members like Sandy did... if so share that information for the newsletter.

## Mat by Cutterpillar.

Mat illuminates surface with non-slip self healing mat.  
Lasts up to 3 hours+ with out power. Advanced LED technology.  
Three different light levels.

I can see this as a valuable item at retreats ,camping or other lowly lit areas.

Cheers

Sandy Schilles

## SUNSHINE

If anyone knows a guild member who has been ill or has illness or a death in their family or who just needs to be cheered, please call:

**Trudy Thorne**  
(phone number on membership list)

### General Meeting Reminders

- bring your coffee mug
- turn off cell phones before the meeting
- remember we are a scent free meeting

Please keep aisle ways clear of tables and chairs, especially the area in front of the windows.

Quite often people have to make their way to the front, and it becomes very difficult when there are obstacles in the way.

### Volunteer Opportunity—Newsletter Editor

Are you looking for a challenging, exciting volunteer position with our guild. Consider taking over the Newsletter Editor position in September. This is a fun, exciting and sometimes challenging 'dare I say JOB' that I have had the pleasure of doing for quite a few years now.

It is time for some new ideas, perhaps you have some.

If you are interested please contact me (Hope) at the guild or via this email [editor@schoolhousequilters.com](mailto:editor@schoolhousequilters.com) for more information.

I usually spend about a minimum of 5 hours a month putting the articles (contributed by members) plus the advertising together. Our newsletter goes out from September to June (10 issues).

Skills required would be a **minimum** of the following:

- Extensive knowledge using software, the current newsletter is done in Microsoft Publisher but could be done in any software that can create the current format and able to save to a pdf file for publication.
- Knowledge of sizing and manipulating graphics files that our advertisers and contributors send in. Formats include jpg, pdf, word docx, png, excel and other formats.
- Ability to communicate via email with our advertisers and article contributors as well as our printing company.
- Able to meet deadlines.

Sounds like fun, it is so think about it and let me know. You would need to be able to do a mock up for practice for the September deadline with my help of course.

Hope



## Refreshment Rota

Each month has been allocated letters of the alphabet. If your last name begins with one of the letters for that month, then that is the month that you are responsible for bringing a snack to the business meeting in the evening.

Having said that, if you just feel like baking or bringing something to any business meeting, regardless if it is your "turn" or not, you are more than welcome to do so!

<b>Month</b>	<b>Surnames beginning with:</b>
September	A, B
October	C, D, E
November	F, G
December	H, I, J.
January	K
February	L
March	M
April	N, O, P, Q, R
May	S
June	T, U, V, W, X, Y, Z

**The Kitchen Cops**

## December Birthdays

Gouthro	Rita	12/4
Aikman	Hennie	12/5
Mathers	Linda	12/6
Krotz	Shirley	12/10
Woodbeck	Shirley	12/15
Jones-Gould	Anita	12/17
Boyle	Joan	12/18
Kenney	Barbara	12/18
Kemp	Patti	12/20
Nicklin	Mikki	12/25
Woodland	Sharron	12/26
Arnold	Marjorie	12/27



### **Guild Member Personal Information**

If you need to contact any of our guild members, executive or committee members please go to the **Members Only** page and then to **Memberships** on our website for the most up to date list of all email, addresses and phone numbers of current guild members. Remember you will need to be a paid member to get the userid and password to enter this area.

To protect the privacy of our guild members' personal phone numbers or email addresses will not be published in the newsletter unless specifically requested by the committee member. Most committees have a guild email address that is redirected to their personal address.

If your committee does not as yet have one or you are organizing a special event please send an email to our webmaster using [webmaster@schoolhousequilters.com](mailto:webmaster@schoolhousequilters.com) to request one.

As a paid member you have received the login and password for this section. If you do not have access to a computer or printer please see Hope to request a paper copy of our newsletter. If paper copies of newsletters are not picked up 3 months in a row your name will be taken off the paper copy list. If you will be away, please arrange for another guild member to pick up your paper copy.

### **Personal Information Changes**

**Please notify the Membership Committee of any changes to your email, phone number or address.**

**The Membership Committee will then pass this information on to those who need the information to update email lists, and membership files.**

**Keep your information up to date in order to receive email regarding guild events.**

### **"Reminder to Members**

Got something you would like to raise at an upcoming meeting? Please let me know by email no later than the day before the meeting so that we can allocate our time more efficiently in the business portion of our meetings. This includes items to be addressed under Members' Announcements.

My email address is

[secretary@schoolhousequilters.com](mailto:secretary@schoolhousequilters.com)

Myra Shearer

## Our Printer - ABC Printing & Signs



## Our Advertisers

An advertisement for Snip &amp; Stitch Sewing Centre. At the top, a red circular graphic contains the text 'Discover the world of sewing!' and 'Wander through our store for a refreshing experience!' around a photo of the store. Below this, the text reads 'Your One Stop Quilting and Sewing Machine Store on Vancouver Island!'. A yellow box contains the following information: 'You're Invited to... Winter Warm Up Open House', 'New Class Schedule Available January 3rd. In-store &amp; On-line', and a list of dates: 'Fri. Jan. 5, 2018, 9-6', 'Sat. Jan. 6, 2018, 9-6', and 'Sun. Jan. 7, 2018, 11-5'. Below the yellow box, the hours are listed: 'Hours: Mon.-Sat. 9:30-5:30, Sun. 12-4' and 'Closed Holidays See our newsletters and website for dates.'. At the bottom, there are social media icons for Facebook and Instagram, with the text 'Like us on facebook Snip &amp; Stitch Sewing Centre' and 'Follow us on Instagram @KathySchroter'. The Snip &amp; Stitch logo is also present, along with the address '#1-4047 Norwell Drive Nanaimo, B.C. V9T 1Y6', phone numbers '1.250.756.2176' and '1.800.789.1730', and email 'info@snipandstitch.com' and website 'www.snipandstitch.com'.

### Hobbs 80/20 Batting Sale

Florence has this batting for sale in minimums of one yard cuts .

This is Hobbs 80/20 96 inches wide batting.

The price is \$11.50 per yard.

Please contact Florence if you are interested in purchasing any.

Florence 250 335 3134

## Red Barn Quilt Shop Courtenay & Campbell River

Let us help you with your holiday projects  
Now in store - top 25 colours of Grunge  
Banyan Batiks - new from Northcott  
Jan 1st/2nd Our biggest sale of the year

Thank you to all guild members who  
continue to support the Red Barn

Guild members receive 10% off  
member price with your card

connect with us

[www.facebook.com/RedBarnQuiltShop](http://www.facebook.com/RedBarnQuiltShop)

[www.pinterest.com/redbarnquilt](http://www.pinterest.com/redbarnquilt)

[www.instagram.com/RedBarnQuiltShop](http://www.instagram.com/RedBarnQuiltShop)

sign up for our sale emails  
[redbarnquiltshop@gmail.com](mailto:redbarnquiltshop@gmail.com)



Classes  
Books  
Charts  
Tools



Fibres  
Fabrics  
Supplies  
Notions

99 Commercial Street, Nanaimo, BC, V9R 5G3  
(250) 591-6873 • [thestitchersmuse.com](http://thestitchersmuse.com) • [info@thestitchersmuse.com](mailto:info@thestitchersmuse.com)



Gala Fabrics  
104-1483 Douglas Street  
Victoria, BC  
Canada V8W 3K4

T: 250.389.1312  
F: 250.389.1339  
E: [info@galafabrics.com](mailto:info@galafabrics.com)  
W: [galafabrics.com](http://galafabrics.com)





**SERGE & SEW**  
Serge & Sew 250-390-3602  
6750 N Island Hwy facebook.com/  
105 Nored Plaza sergesew  
Nanaimo, BC www.sergesew.com

- Treat yourself to a perfect machine Pfaff Performance 5.2
- Get to know us through monthly Newsletter by linking through our website.
- We appreciate your continued support. We wish you a very Merry Christmas & a Happy New Year!

**Repairs Machines**  
Books, Patters  
Fabric, Notions  
For all your quilting

**SERGE & SEW**  
Authorized Dealers for:  
**PFAFF** 

## BIB n' TUCKER QUILTING

### December Specials

(closed Dec 24-26 REOPEN Dec 27)

All Christmas PRINTS

All batiks (includes wide width)

**20% – 30% off 2m or more (same bolt)**

**½ metre min cuts**

**Precut ½ m pieces \$5.00**

**(reg \$6.75)**

1006 Craigflower Road Victoria ,BC V9A2Y1

(  
386-6512 (Mon- Thurs 10-4, Sat 12-4)



**HUCKLEBERRY'S**  
A QUILTER'S PARADISE  
FABRICS INC.

**BERNINA**  
*made to create*

[huckleberrys@shaw.ca](mailto:huckleberrys@shaw.ca)  
1930 Ryan Road East, Comox, BC V9M 4C9  
Phone: (250) 339-4059 Toll Free: 1(877)339-4059



OPTION #1  
FREE GIFT  
\$1,749 VALUE

OPTION #2  
FREE GIFT  
\$2,499 VALUE

**BERNINA 770 QE**  
FREE GIFT  
A SAVINGS OF UP TO \$2,250

L 460 SERGER OR  
B 78 EMBROIDERY  
MODULE OCT 19 - JAN 14

**Store hours:**

Monday-Friday

10:00am-5:00pm

Saturday

10:00am-4:30pm

Sunday

Noon-4:00pm

Closed Holidays

**Closed Sat. Nov.11/17**

**Closed Dec.25/17 to December 27/17.**

**Closed January 1/17**

**Closing early**

**Dec. 24/17-3pm**

**And Dec.31/17-3pm**

# Cloth Castle

"Your One Stop Sewing and Quilt Shop"



**25%**

**Off one Regular  
priced item.**

Excludes Sewing Machine Department,  
Must be presented at time of purchase  
and no digital copies accepted

We are proud to support our  
local and Island quilt guilds,  
and we thank you for your  
continued patronage of our  
store for the last 46+ years!

786 Goldstream Ave. Victoria BC V9B 2X6  
1-250-478-2112 ~ [clothcastle.com](http://clothcastle.com)

## *Needle Loft Studio*

Beginner & Intermediate  
Lessons for Quilting,  
Sewing, Knitting and  
Needlework

Workshops  
Longarm Rental  
Artisan Studio  
Needlework Supplies

**Judy & Chariti Briosi**

4019 Island Highway  
Royston, BC

250-338-0154

250-650-0821

[needleloft@telus.net](mailto:needleloft@telus.net)

## UNIQUE GIFT IDEAS



GERMAN MADE  
ROWENTA IRONS  
ON SALE NOW  
\$119.99



OLISO SMART IRON  
I TOUCH TECHNOLOGY  
PRICES STARTING AT  
\$139.99



MIELE VACUUMS  
COMPLETE LINE ON DISPLAY  
PRICES STARTING AT  
\$299.99

## AFFORDABLE SEW & VAC

2885 CLIFFE AVE, COURTENAY

250-897-0950



Kismet Quilts 

**All Christmas Fabric**  
on the bolt

**50% off**

for the month of December

*That's almost half price!*

Actually, that's **EXACTLY** half price, which is pretty good.

**Holiday hours:** Dec 23 10 – 3

Dec 24 closed

Dec 25 closed

Dec 26 closed

Dec 27 – 30 **BOXING WEEK SALE**

Dec 31 – Jan 6 closed for inventory

[www.kismetquilts.com](http://www.kismetquilts.com)

5334 Argyle St., Pt. Alberni  
250-723-6605



# Word Search Puzzle

## Tropical Birds

Bring to Jan. Business Meeting by Bev Michaluk

p g n a t c a t c h e r n y u n n o a  
a o l s t d a a b a n t b i r d o c r  
b t t j i n r a d e n a r c k o u a w  
u t h o a t z i n u m d n a o a l a a  
l e k g o c t y b o o b n n r n n d c  
b b e c d a a n t f o e n a a p u a a  
u r s o g n i m a l f i n c h e s r m  
l a a e e b o u a u u u a c o f t e  
a b r b i t j t r r g o p j a a m e l  
a f l s n r c o n r t o r r a p a r u

Antbird

Barbet

Booby

Bulbul

Conure

Crane

Darter

Finches

Flamingos

Fregatidae

Gnatcatcher

Guan

Hoatzin

Ibis

Jacamar

Jacana

Lory

Macaw

Manakin

Motmot

Parrot

Potoo

Puffbird

Tanager

Toucan