



Comox Valley
Schoolhouse Quilters' Guild
www.schoolhousequilters.com

February 2018

Monthly newsletter of the Comox Valley Schoolhouse Quilters Guild • Box 1507 Comox, BC V9M 8A2

President's Message

February, the month of hearts. What is close to our hearts? our love of Quilting. Guilds, satellite groups and sewing groups. A Guild is an association of artisans or merchants who oversee the practice of their craft. In 1989 a small group here in the Comox Valley became The Schoolhouse Quilters Guild, with the objective to encourage an interest and excellence in quilting.

We all joined this Guild with the common interest in Quilting, to learn, to share ideas, fabrics and join in quilting events. Within our Guild we have members who like to make quilts for different groups in need. We don't hear a lot about the Quilts for the Moms still attending Vanier School, Teddies and Toddlers; we do give Quilts to them. Some members like to sell their quilts and quilted projects at the several different venues we participate in. We are well respected in our Community through our charitable donations and venues with a high standard of quilting.

We like to get together twice a year for a Pot Luck supper, with games and laughter. Retreats are nice, plenty of time to quilt, visit and relax. Quilt Shows happen about every three to five years and are a chance to show off a little. A bus trip to CQA Quilt Show in Vancouver is in the works for this year. We have a Small Works Group, members being very creative. Every month at our business meeting, we have interesting programs,

show and tell and a chance to visit. To name a little of what we do.

WOW, this Guild sounds great! Can we make it better? Can we participate more? Say hello to someone you don't know, share a project idea, sit in a different spot. Schoolhouse Quilters is a place for mature women with the common interest of quilting to share in a fun and friendly environment.

We hope you enjoy being part of the Comox Valley Schoolhouse Quilters Guild

Happy Quilting
Janis

From my Sewing Room to Yours.
Scraps of My Heart – Reverse Applique



CAMP HOMEWOOD RETREAT

**The time is here to sign up for our next retreat
which is scheduled for February 14th – 18th, 2018.**

This will be a **four** day retreat which provides us with lots of valued time for sewing and socializing. **Please note this retreat will run from 11am Wednesday to 11am Sunday.** Sign up will start at the **December** business meeting. If you do not feel you can attend for a full four days please do not let that deter you from registering as it is a possibility for some of you to attend for three days only.

Depending on sign-up numbers we will also have the option of opening up the guesthouse for more private rooms. For further details concerning the guesthouse please speak to one of the retreat coordinators listed below.

The cost per individual for the **four** days will range from \$252. to \$305., depending on the room you choose. The starting range of \$252. is a bunk style dorm room which sleeps up to 7, however on average there are usually anywhere from 2 to 5 in these rooms. Individuals in these rooms have shared bathroom/shower facilities. There is a separate handicapped washroom available to any that may require ease of access to toilet or shower. There are also newer rooms available which sleep up to 3 and have their own washroom, including shower/tub. These rooms are either \$287. with 3 sharing the room or \$305. with only 2 sharing.

All prices include 3 meals a day along with snacks in the evening consisting of cookies/squares, fruit, coffee, tea, and hot chocolate. The meals at Camp Homewood are excellent . . . and you will never walk away hungry!

If you have never been to a retreat at Camp Homewood we urge you to give it a try. It is a lot of fun and a great way to get to know your fellow quilters. Over the past couple of years we have seen a number of quilters who have attended retreat for the first time, and we continue to see more of them becoming regulars. If you wish to sign-up or for further information please contact one of the retreat coordinators listed below. Our contact details can be located on the guild website under "retreats" or by viewing the membership list.

(Continued on page 3)

(Continued from page 2)

For those of you who plan ahead the dates for our fall 2018 retreat are October 17th – 21st, 2018.

We look forward to seeing some new members as well as all of our regulars at one of the upcoming retreats.

Beverly Luck
Terry Vadeboncoeur
Sharron Woodland

2 Reasons to belong to a Quilt Group

You get to see a variety of projects

There is peacefulness in discovering that you are not the only one with a bunch of UFOs, WIPs, and PIGs.

Stay tuned next month for more

Janis

Comox Valley Schoolhouse Quilters' Guild

www.schoolhousequilters.com

2017 – 2018 Executive & Committees

Presidents	Janis Davis
Past Presidents	Raelene Robertson and Pat McEwen
Vice President:	Jan Hill
Secretary:	Myra Shearer
Treasurer:	Sharon Latham
Community Quilts:	Coordinator—Nerissa Thomas
Lilli House	Verna Power
Breast Cancer & Teddies & Toddlers	Gladi Lyall
Placemats	Sharon Latham
St Joe's Babies	Joy Whitehouse
Seniors & Fire Quilts	Nerissa Thomas & Verna Power
Pregnancy Care Centre	Nerissa Thomas
Hall Open/Close	Carol Metner, Judy Morrison & their teams
HAW 2017 & 2018	Mary Lou Morden
In-House Draw:	Brenda Levirs
Library:	Sandra Castiglia
Membership:	Carreen Webber and Carol Metner
Newsletter: Editor	Hope Rychkun
Newsletter Advertising:	Sandy MacDonnell
Photography	Daniele White & Barb Messer
Programs:	Beverly Michaluk & Sheila Scrase
Refreshments:	Bonnie Lineker & her team
Retreats:	Terry Vadeboncoeur, Beverly Luck, Sharron Woodland
Sunshine:	Trudy Thorne
Venue:	◆ Charles Dickens & Nautical Days
Website:	Sam Crewe
Workshops:	Bonnie Smith, Eva Hansen & Mary Jean McEwen
Word Puzzle:	Bev Michaluk

Newsletter Advertising:

To advertise in the newsletter please contact Sandy MacDonell for rates. Submit advertising by the **15th** of the month for inclusion in the next month.

nlads@schoolhousequilters.com

Newsletter Deadline:

Please submit all entries for the newsletter by the **20th** of the month for inclusion in the next month's newsletter.

Submit articles to Hope (current editor) using the email:

editor@schoolhousequilters.com

Guild Meetings

Our guild meets every Thursday from 9:00am to 9:00pm for quilting at the Cumberland OAP Hall.

General Meeting (September to June) on the **1st** Thursday of each month at **6:30 pm**

Executive Meeting (September to June) **3rd** Thursday of each month at 1:00pm

No meetings in July or August, just wonderful sewing days...

Our Website:

www.schoolhousequilters.com

Memberships

Don't forget to renew your membership. You need to be a paid member to enjoy the benefits of the guild...

FEBRUARY 2018 WORKSHOP NEWS

By the time you read this newsletter, it's likely that Carola's class, My Little Chickadee, will have finished and we can look forward to show and tell in the next couple of months to see the projects from this class.

We always appreciate the support and input of our executive for activities. And, to all the members of the guild who participate in classes – a big thank you for your support so we can continue to offer the classes you want. This year we have tried to have a mix of guild teachers and teachers from around the province in response to your ideas. We love to hear your comments about how the classes went and also suggestions for classes for the next season.

How to register for classes:

- most Thursdays, usually between 1 & 2 pm
- meeting nights between 5:30 and 6:30

Information on classes, supply lists, etc. is on the guild website under workshops.

The following classes are coming up. Most are almost full so if you're considering one of them, please register as soon as you can so you don't miss out!

We are also happy to add you to the waiting list for any class that is full. It's not unusual to have spaces at the last minute that we need to fill from the waiting list.

Sat. March 17th – JANIS DAVIS – MYSTERY QUILT \$32

Many of you look forward to Janis's annual Mystery Quilt. We just know Janis is working on something special for you, as she always does. The supply list for this class is now on the guild website.

Sat. and Sun. Apr 7 – 8 – ANNE MATHERS – PET PORTRAITS – 10 am – 4 pm each day \$110

Artfully quilted pet portraits - re-creating portraits of our beloved fur children in fabric and thread.

You will receive instructions and a supply list when you register.

Fri. & Sat. May 4 – 5, SUSAN PAYNTER – BARK AND BRANCHES – 10 am – 4 pm each day \$125 PLUS A KIT FEE

Susan is accumulating all kinds of goodies for your kits. Your kit will include all materials needed for your project. Once we know the cost for the kits, we'll contact you if you've registered so we can collect before the weekend of the class.

In this class, you'll create a realistic tree with bark and branches done in a variety of materials. This will be a small wall hanging size project.

Please check your calendars **before** you register for any classes to ensure that the date of the workshop is good for you. The workshop cancellation policy is under the 'Workshop' tab on the guild website.

Please don't hesitate to ask us questions if you have any.

Eva Hansen, Mary Jean McEwen and Bonnie Smith
Your Workshop Committee.



Soroptimist
TRIVIA NIGHT

Saturday
February 10, 2018

Rotary Hall
Florence Filberg Centre
Doors Open 6pm—Trivia 7pm

Teams of 8 maximum
\$80.00 for a table
Individual participation \$15.00

No Host Bar & Snacks
Silent Auction

Email: rutherfordmargot@shaw.ca
Phone: 250.338.6251
Stop by: 981 Fitzgerald Ave., Courtenay

Pick your team name
Reserve your table online at
www.picatic.com/soroptimisttrivianight2018
www.facebook.com/sicourtenay

 **SOROPTIMIST**
Best for Women


Book Review

Stash-Buster Quilts

Lynne Edwards

Published by David & Charles 2006

Guild Library #350



Lynne Edwards should be a familiar name in the world of quilting. She is an English quilter with MBE after her name. MBE stands for "Member of the Order of the British Empire", an honor received from the Queen for a particular achievement. Obviously teaching quilting and writing quilting books has its rewards in Britain. We have a number of Lynne's books in our guild library. She

is also a regular contributor to the English magazine, "Today's Quilter", where her articles are very wide ranging, depending on questions sent in by readers.

"Stash-Buster Quilts" main emphasis is on using some of your fabric stash as quickly and easily as possible. Lack of mind numbing technical information makes this book user friendly and is a real inspiration to creating with some of that stash of fabric. As Lynne says "the longer a piece of fabric stays in a stash, the more it loses its power and attraction. It needs to be taken out, shaken, grouped with others that give it new life, as it gives new life to them. In other words we have to use some of our collection or it cannot grow and continue to give pleasure."

Old patterns such as log Cabin and Delectable Mountains are given a modern twist. All instructions are clearly written, with assembly line construction constantly used. Intriguing is Lynne's fast and accurate method of making 'corner square' blocks, two at a time. As well, the two at a time 'nine patch' cuts construction time to a minimum!

Throughout the book there are time saving techniques, shown by the use of an

(Continued on page 8)

(Continued from page 7)

hourglass with a stop symbol printed on it. Pictures of sewing shears next to cutting or stitching information draws your attention to extra advice, reflecting the experience of the designer, and again, helpful when saving time and effort.

The 20 projects range in size from full size scrap quilts to stuffed pigs. Several variations of each project are often shown, giving a lot of ideas on use of color. Directions and diagrams are especially easy to follow, and a nice touch for each project is an explanation as to how and why this particular design came into being.

Lynne writes in a manner which is easy to follow. Tidbits of interesting background information are included and a bit of humor adds enjoyment when perusing this book. A definite 'thumbs up' for "Stash-Buster Quilts"

Lois Warner

Get to Know Our Guild Members

I was born and raised in Winnipeg Manitoba. I became interested in sewing while taking home economics and received my first sewing machine at age eleven; from that day on I was hooked and it has been an adventure and love affair which has blossomed into a pursuit for my creativity and originality. I started making clothes for my dolls, which developed into dressmaking, quilting, as well as doll making.



Upon moving to Comox in 1999, I was introduced to quilting then machine embroidery and also digitizing which opens up a whole new world and finally working that into fabric arts.

I'm also an accomplished photographer and create many of my fabric arts from my photos which is my other passion. I like to put my own special spin on my work using different fabrics and materials to build an image which invites the viewer to venture into my world of expression.

As time went on and my love for nature developed a strong persuasion for photography and fabric arts. My interests cover a wide variety of styles especially fabric arts, quilting, machine embroidery and dressmaking. I work with different mediums like thread painting, digitizing, appliqué with my photos and transforming them onto fabric.

I use a digital camera and enjoy taking macro and abstract shots. My portfolio consists of photos taken of wildlife, nature, landscapes and The Seven Wonders Of The World. I'm especially proud of my photos from far away places and sacred sites.

I'm currently putting together CD'S, calendars, photo cards and picture books of my adventurous travels.

My work is available at the following venues: Pearl Ellis Gallery, Rhodos Cafe in Courtenay,

(Continued on page 10)

Comox Valley Schoolhouse Quilters' Guild

www.schoolhousequilters.com

(Continued from page 9)

Rec Centre, and the Comox Library.

I'm available for all of your photographic needs i.e. wedding, family events .I have written two books called Heart's Desires and Earth's Blessings both all about your personal growth and how to create a better life. If you are interested to discover more I have copies or you can purchase them online at Amazon.ca

My passion in life is to focus in turning new and imaginative ideas into reality and to perceive the world in new ways, and find hidden patterns and to make connection between seemingly unrelated phenomena .

I can be reached at 250-941-6999 photoandfabricartists@gmail.com

Beverly Michaluk



This Years Challenges

2018 Quilt Canada Trend Tex Challenge - Theme - Celebrating Quilters

Fabric Kits for CQA members are available Oct 1/17 and Nov 1/17 for non members. Forms available on line, there are also some on the bulletin board or ask, we will get you one.

There are several ways of doing this challenge. One, follow the CQA instructions and enter your piece for jury and showing at Quilt Canada and keep a picture to show at our Potluck. Two, purchase the fabrics, keeping with the theme, make your project for showing at our June potluck. Three, use similar colours and keeping with the theme, make your project for showing at our June potluck.

CQA 2018 Quilted Postcard Challenge. - Theme - Inspired by Nature.

This is Sponsored by Cindy's Threadworks

Postcards are fun to make and even more fun to receive. We will have a day with several people showing their ideas for making postcards, along with samples. March 8th, sounds good. Again you can send these in for jurying and a chance at the prizes and keep a picture for showing at our June potluck or bring your Postcards for showing at our June potluck.

Hands Across the Water 2018

We host **HAW** September 22, 2018. Plans are still in the works and information will be out as soon as possible. Please try to participate even if you are unable to attend HAW. Bring your project to our June potluck.

There will be participation draws for each Challenge.

Janis

Comox Valley Schoolhouse Quilters
Hands Across the Water 2018
Quilt Challenge



The theme of the challenge is Rock Around the Clock. We are hoping to get lots of entries as many of us grew up in the 50's and 60's. This challenge is for a quilted wall hanging.

Your quilt must:

- ★ include a clock
- ★ have some gold and blue in it
- ★ must not exceed 160 inches around the perimeter
(all sides added together)

We would like to see what your interpretation of what Rock Around the Clock means to you.

The quilts will be displayed at Hands Across the Water in Cumberland September 22, 2018. Be sure to attach a name tag or label.

Judging will be by viewers choice.

If you have any questions please contact Mary Lou at birdy@live.ca

Guild Announcements



Announcing the 30th Annual Trend-Text Challenge Celebrate! Trend-Text Fabrics Inc.

To honour our 30-year partnership with Trend-Text Fabrics Inc. and the 2018 Quilt Canada theme Celebrating Quilters! Trend-Text Fabrics Inc. has once again generously donated wonderful fabrics for the theme. Kits will be available on October 1, 2017 for members and November 1, 2017 for non-members.

Rules:

1. **Fabric Use:** All five of the fabrics in the kit must be clearly visible on the front of the wall quilt. You may use three additional fabrics of your own choosing. Each kit consists of five Trend-Text fabrics cut into fat quarters.
2. The Trend-Text award is presented for the best use of fabric, using only the five fabrics in the 2018 challenge kit. To be eligible, only the five kit fabrics may be used on the front of the wall quilt (including binding). Additional fabrics may be included on the back.
3. Design may be original or traditional and using any combination of machine and/or hand piecing, applique or quilting is acceptable. Embellishments are at the quilter's discretion. Judges will follow the current CQA/ACC Quilting Standards and Guidelines for Competitive Quilting.
4. **Size:** Perimeter of the finished piece must not be larger than 120", regardless of shape. There is no minimum size restriction.
5. **Finishing:** The wall quilt must be completely finished, including all aspects of quilting, binding and needlework or embroidery.
6. **Hanging Sleeve:** must be at least 2" wide and attached to the back of the wall quilt.
7. Label on the back of the wall quilt to include: title, artist's name, date completed and credits. For any techniques that are not your own, please give credit to the sources and obtain written permission if using another person's design. Please remember to respect copyrights.
8. Request letters to purchase kits are to be postmarked no earlier than Oct. 1, 2017 for members. Non-members may purchase a kit after November 1, 2017. Kits are limited to one per person until January 1, 2018. After that date, additional kits may be purchased if available.
9. **Deadlines:** Wall quilts are due April 8, 2018 to be eligible for judging and must meet all challenge rules.
10. All wall quilts become the property of the CQA/ACC and will be displayed at 2018 Quilt Canada, May 31 to June 2, 2018, in Vancouver, BC.
11. The majority of wall quilts will be sold by silent auction ending June 2, 2018.
12. Prizes are awarded to CQA/ACC members only for:
 - First, second and third place for wall quilt.
 - Trend-Text Award.
 - Judge's Choice Awards may also be given.
 - A Viewers' Choice Award will be announced at 2:00 pm on June 2, 2018.
 - The Trend-Text Award-winning wall quilt will be given, as a gesture of thanks, to Trend-Text Fabrics Inc. and will not be auctioned.

Entries will be photographed and may be used in Canadian Quilter magazine, on the CQA/ACC website or for promotional purposes.


Thank you for participating in the CQA/ACC Trend-Text Challenge! We welcome all wall quilts and look forward to seeing and displaying your challenges in Vancouver.

Trend-Text Kit Application Form An online application form is available on the website under **and Trend-Text Challenge** or detach and complete this portion to send with your payment.

Name _____ Please enclose cheque/money order or credit card information below
Address _____ Apt. _____ Visa MasterCard
City _____ Prov. _____ Postal Code _____ P. _____
CQA/ACC Member ID# _____ Expiry Date _____ Signature _____

Please send a cheque, money order (payable to CQA/ACC) or credit card payment for \$45.00 (members), \$45.00 (non-members), which includes taxes and postage to: Heather Black, Vice President CQA/ACC, 435 Edgeworth Rd, Abbotsford, BC V2M 1A9.

Autumn 2017 CQA/ACC 41



2018 Quilted Postcard Challenge
2018-05-01
CQA/ACC

CQA/ACC 2018 Quilted Postcard Challenge

Challenge Theme: Inspired by Nature!

Canada's natural beauty is a source of inspiration for quilters from coast to coast. Participants are invited to celebrate their regional uniqueness and beauty in a postcard.

Eligibility: Open to the public. You may submit as many entries as you wish.

Finished dimensions: 6" wide x 4" high.

Three construction layers: top, batting and/or stabilizer, backing fabric.

Design: All styles and techniques encouraged: traditional, contemporary, modern, fibre art, abstract, pieced, hand embroidered, thread play, etc.

Edging: All edges to be finished.


Label: Sewn to back of postcard with your name and location.

Deadline: To be eligible for judging entries must be mailed by May 1, 2018 to:
Karen Killins-Robinson
1423 Haida Rd,
Duncan, BC V9L 5P4

Note: Postcards will be accepted after May 1, but will not be eligible for judging.

Postcards will be displayed at Quilt Canada 2018 in Vancouver, BC. Each postcard will be for sale for \$5.00 each and will be taken at time of purchase.

Sponsored by:



Prizes:
First Place: \$500
Second Place: \$300
Third Place: \$200
Excellence in thread use by machine: \$250
Excellence in thread use by hand: \$250

All proceeds from postcard sales will be donated to the BC Children's Hospital.

21 CQA/ACC Autumn 2017

SUNSHINE

If anyone knows a guild member who has been ill or has illness or a death in their family or who just needs to be cheered, please call:

Trudy Thorne
(phone number on membership list)

General Meeting Reminders

- bring your coffee mug
- turn off cell phones before the meeting
- remember we are a scent free meeting

Please keep aisle ways clear of tables and chairs, especially the area in front of the windows.

Quite often people have to make their way to the front, and it becomes very difficult when there are obstacles in the way.

Volunteer Opportunity—Newsletter Editor

Are you looking for a challenging, exciting volunteer position with our guild. Consider taking over the Newsletter Editor position in September. This is a fun, exciting and sometimes challenging 'dare I say JOB' that I have had the pleasure of doing for quite a few years now.

It is time for some new ideas, perhaps you have some.

If you are interested please contact me (Hope) at the guild or via this email editor@schoolhousequilters.com for more information.

I usually spend about a minimum of 5 hours a month putting the articles (contributed by members) plus the advertising together. Our newsletter goes out from September to June (10 issues).

Skills required would be a **minimum** of the following:

- Extensive knowledge using software, the current newsletter is done in Microsoft Publisher but could be done in any software that can create the current format and able to save to a pdf file for publication.
- Knowledge of sizing and manipulating graphics files that our advertisers and contributors send in. Formats include jpg, pdf, word docx, png, excel and other formats.
- Ability to communicate via email with our advertisers and article contributors as well as our printing company.
- Able to meet deadlines.

Sounds like fun, it is so think about it and let me know. You would need to be able to do a mock up for practice for the September deadline with my help of course.

Hope

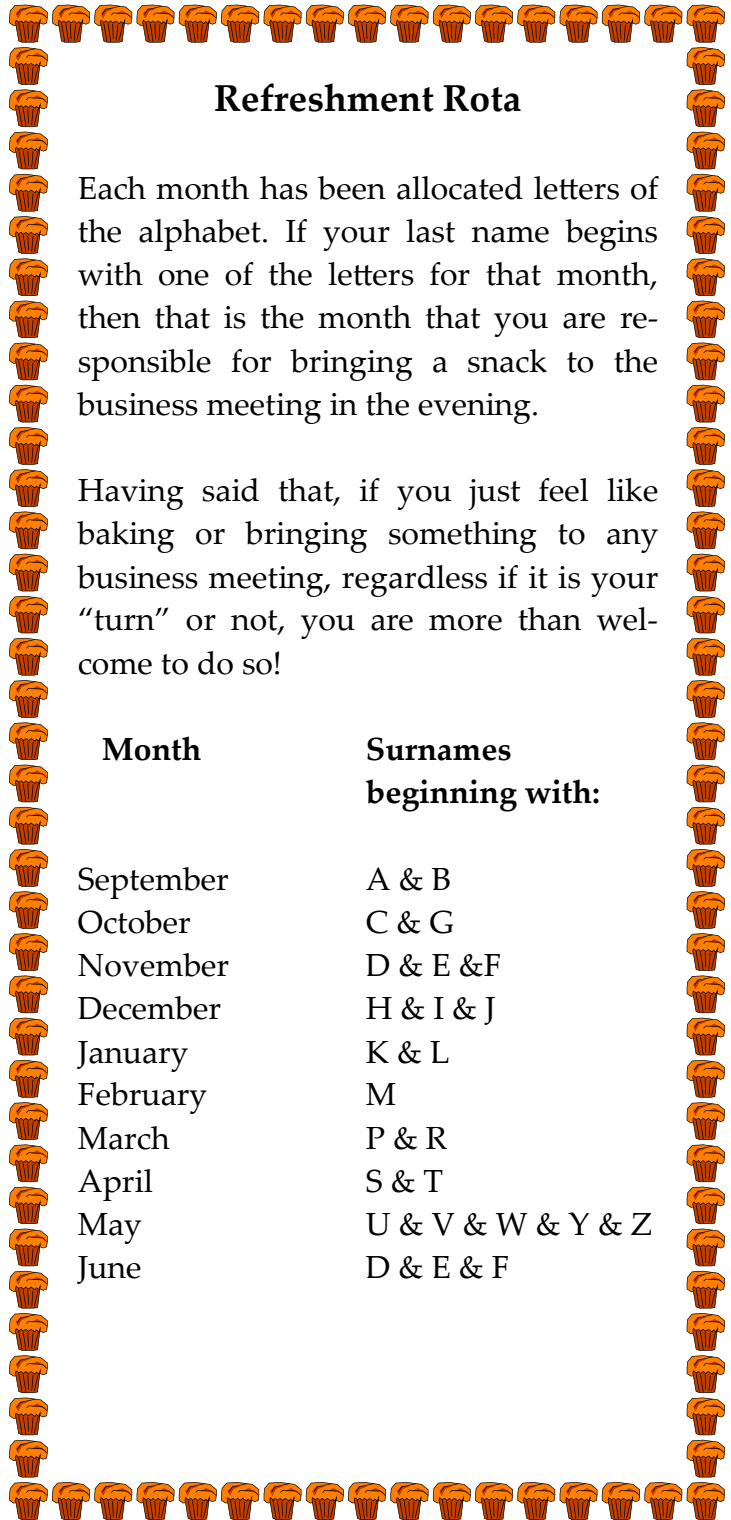
Thanks to all of you who filled my money jar with your coffee cash.

I may not be able to flee the valley to Mexico but we will continue to have coffee with cream & sugar!! Also will be able to supply some thermal disposable cups for those who forget their own mugs. So many things to remember I know.

Also please be aware that I have revamped the **alphabetical** list for the goodies which we all provide for our meetings. Our membership has changed considerably so I have tried to equalize the numbers for each month. Any problems with this please contact me.

Cheers from your refreshment committee...

Bonnie Lineker Trudy Thorne
Mary Ellen Hall Diane Cave



Refreshment Rota

Each month has been allocated letters of the alphabet. If your last name begins with one of the letters for that month, then that is the month that you are responsible for bringing a snack to the business meeting in the evening.

Having said that, if you just feel like baking or bringing something to any business meeting, regardless if it is your "turn" or not, you are more than welcome to do so!

Month	Surnames beginning with:
September	A & B
October	C & G
November	D & E & F
December	H & I & J
January	K & L
February	M
March	P & R
April	S & T
May	U & V & W & Y & Z
June	D & E & F

Guild Member Personal Information

If you need to contact any of our guild members, executive or committee members please go to the **Members Only** page and then to **Memberships** on our website for the most up to date list of all email, addresses and phone numbers of current guild members. Remember you will need to be a paid member to get the userid and password to enter this area.

To protect the privacy of our guild members' personal phone numbers or email addresses will not be published in the newsletter unless specifically requested by the committee member. Most committees have a guild email address that is redirected to their personal address.

If your committee does not as yet have one or you are organizing a special event please send an email to our webmaster using webmaster@schoolhousequilters.com to request one.

As a paid member you have received the login and password for this section. If you do not have access to a computer or printer please see Hope to request a paper copy of our newsletter. If paper copies of newsletters are not picked up 3 months in a row your name will be taken off the paper copy list. If you will be away, please arrange for another guild member to pick up your paper copy.

Personal Information Changes

Please notify the Membership Committee of any changes to your email, phone number or address.

The Membership Committee will then pass this information on to those who need the information to update email lists, and membership files.

Keep your information up to date in order to receive email regarding guild events.

"Reminder to Members

Got something you would like to raise at an upcoming meeting? Please let me know by email no later than the day before the meeting so that we can allocate our time more efficiently in the business portion of our meetings. This includes items to be addressed under Members' Announcements.

My email address is

secretary@schoolhousequilters.com

Myra Shearer

Guild Announcements

February Birthdays

Chipperfield	Gail	2/3
Fentiman	Joan	2/6
Fitzsimins	Miriam	2/2
Harding	Betty	2/10
Walters	Edith	2/10
Wallin	Margaret	2/12
Longland	Sandra	2/15
Deane-Clark	Heather	2/22
Picot	Claudette	2/22
Michaluk	Bev	2/23
vanBoeschote	Liz	2/25



Notice of EARLY Hall Closure February 15th 2018

Because of the Schoolhouse Quilters' February Retreat, the OAP Hall will not be available on Thursday evening, February 15th. The Hall will close at 4:30 p.m. that day.

If you are sewing at the Hall on the 15th please help with putting away all the paraphernalia such as ironing boards and tables.

Sandra Forsayeth has generously offered to provide the lock up service and I am sure she would appreciate any help with cleanup.

The Hall will be open till the regular time of 9 p.m. the following Thursday, February 22nd.

Thank you
Judy

Membership Cards

Our Membership Committee will be issuing new Membership Cards.

Please bring your old card to hand in and receive your new card.

Carol & Carreen



January Guest Speaker



January Show n Tell



About Small Worx

We are a group of Schoolhouse Quilters who are interested in exploring art quilt techniques in small formats. We currently have about a dozen members.

We meet about 5 times a year on a Thursday at the guild hall. We each take turns picking a theme which becomes the challenge on which to create a small work. At the next meeting, we share the results with each other.

Our challenges have included Fire, Journeys, Song Tunes, and most recently Stars. It's always amazing to see how each artist interprets the theme!

We have learned a lot about a variety of techniques and ideas from each other, and really enjoy working in a smaller format that is not so time consuming.

We welcome new members; or come out to one of our meetings just to see the Great Reveals!

Contact Anne McCullough for more information. aemccul@gmail.com



Small Worx Reveals



Our Printer - ABC Printing & Signs



Our Advertisers

Red Barn Quilt Shop Courtenay & Campbell River

We're excited to be participating in the
Kaffe Fassett Mystery Quilt programme
email us/call the store if you'd like details

Arriving soon

Tula Pink "All Stars" & Solids

Kaffe Fassett Collective Spring 2018

Guild members receive 10% off
member price with your card

connect with us

www.facebook.com/RedBarnQuiltShop

www.pinterest.com/redbarnquilt

www.instagram.com/RedBarnQuiltShop

sign up for our sale emails

redbarnquiltshop@gmail.com



THE *Stitcher's Muse*
NEEDLE ART

Classes
Books
Charts
Tools



Fibres
Fabrics
Supplies
Notions

99 Commercial Street, Nanaimo, BC, V9R 5G3
(250) 591-6873 • thestitchersmuse.com • info@thestitchersmuse.com

 **GalaFabrics**

Gala Fabrics
104-1483 Douglas Street
Victoria, BC
Canada V8W 3K4

T: 250.389.1312
F: 250.389.1339
E: info@galafabrics.com
W: galafabrics.com

BIB n' TUCKER QUILTING

February Sale

All tone on tone **reds** and **pinks**

All black with white and
white with black

**20% off – 30% off 2m or
more(same bolt)**

½ m minimum cuts

1006 Craigflower Road Victoria BC V9A2Y1
386-6512 (Mon- Thurs 10-4, Sat 12-4)

Comox Valley Schoolhouse Quilters' Guild

www.schoolhousequilters.com



105 - Nored Plaza
6750 N Island Hwy . Nanaimo, BC
250-390-3602. www.sergesew.com



Authorized Dealer for PFAFF & BABYLOCK
Sewing machine & Serger. Repairs Machines

- Look through our online Spring class schedule.
- Large selection of bag samples, patters and hardware.
- Ever-growing selection of sale fabric, kits and miscellaneous items.

A home away from home for all your quilting needs:

Books, Patters, Fabric & Notions.



“Discover the world of sewing!”
“Wander through our store for a refreshing experience”

Your One Stop Quilting and Sewing Machine Store on Vancouver Island!

A Few Reminders:
Janome Days, Feb. 16-18
We will be closed
Monday Feb. 12 for Family Day
and
Sunday Feb. 25 for Inventory

Discover The Weightless Quilter Available Now

Hours: Mon.-Sat. 9:30-5:30, Sun. 12-4
Closed Holidays See our newsletters and website for dates.

“Like” us on facebook Snip & Stitch Sewing Centre

Follow us on Instagram @KathySchroter

#1-4047 Norwell Drive
Nanaimo, B.C. V9T 1Y6
1.250.756.2176
1.800.789.1730
Email: info@snipandstitch.com
www.snipandstitch.com



HUCKLEBERRY'S
A QUILTER'S PARADISE **FABRICS INC.**

BERNINA
made to create

huckleberrys@shaw.ca
1930 Ryan Road East, Comox, BC V9M 4C9
Phone: (250) 339-4059 Toll Free: 1(877)339-4059



BERNINA
B 530 GOLD LIMITED EDITION
SAVE \$1,000
Limited quantity. Available while supplies last.

53,999 MSRP

B 530 GOLD LIMITED EDITION \$2,399 + FREE WALKING FOOT - A SAVINGS OF \$199

Store hours:

Monday-Friday

10:00am-5:00pm

Saturday

10:00am-4:30pm

Sunday

Noon-4:00pm

Closed Holidays

Cloth Castle

"Your One Stop Sewing and Quilt Shop"



25%

**Off one Regular
priced item.**

Excludes Sewing Machine Department,
Must be presented at time of purchase
and no digital copies accepted

We are proud to support our
local and Island quilt guilds,
and we thank you for your
continued patronage of our
store for the last 46+ years!

786 Goldstream Ave. Victoria BC V9B 2X6
1-250-478-2112 ~ clothcastle.com

Needle Loft Studio

Beginner & Intermediate
Lessons for Quilting,
Sewing, Knitting and
Needlework

Workshops
Longarm Rental
Artisan Studio
Needlework Supplies

Judy & Chariti Briosi

4019 Island Highway
Royston, BC

250-338-0154

250-650-0821

needleloft@telus.net

Comox Valley Schoolhouse Quilters' Guild

www.schoolhousequilters.com

AFFORDABLE SEW & VAC

2885 CLIFFE AVE

COURTENAY

PH 250-897-0950

WE ARE YOUR WARRANTY CENTER

MIELE

CYCLOVAC

ELECTROLUX

KENMORE



**PROUDLY MADE IN CANADA
FOR OVER 45 YEARS
CONSTANT POWER IN SPITE OF THE
VOLUME IN THE DUST BAG
ACOUSTIC COMPONENTS SOUNDPROOF UNIT
CARBON DUST FILTER**

**MADE IN GERMANY
UNRIVALLED QUALITY
6 STAGE SUCTION CONTROL
FULL SWIVEL CASTORS
AIRCLEAR FILTRATION
STAINLESS STEEL SUCTION TUBE**

After the SALE it's the SERVICE that counts

Word Search Puzzle

Types of Cats

Bring to March Business Meeting by Beverly Michaluk

s c r t e a a g k l s r m t i o r e i v a
p a h a e x n a m r i b o m a s e r l e u
h i m a l a y a n a i n i s s y b a o r n
y n b i r a u d h o k e c u i a g g e h a
n u s o b t e t c i s g s y b n e d b i o
x l g m x v r i n e i b l u e c f o l d n
n n o n o o c e n i a m r b r r b l x o a
a b n n h a s i u l m m u a i t a l i r y
s c r s t e l d i x e a c r a e a n b s c
p e r s i a n a r s s a s i n a n a b n e
x a a i b a s o e s e s l a i c a r c a r

Abyssinian
Angora
Balinese
Bengal
Birman
Blue

Bobtail
Bombay
Burmese
Chartreux
Curl
Devon Rex

Fold
Himalayan
Maine Coon
Manx
Mau
Ocicat

Persian
Ragdoll
Shorthair
Siamese
Siberian
Sphynx

Tonkinese