



Comox Valley
Schoolhouse Quilters' Guild
www.schoolhousequilters.com

June 2018

Monthly newsletter of the Comox Valley Schoolhouse Quilters Guild • Box 1507 Comox, BC V9M 8A2

President's Message

With Summer fast approaching and so many things to see and do, Quilting often is put aside for those quiet days. Quilting and travel can be shared by going to a Quilt Show.

Often when we travel we look up to see what Quilt Shops are in the area and try to plan a stop. Quilt Shows can give you a chance to meet more local quilters and see what is happening in the area. A cities web-site can help with lists of upcoming events.

In June, Quadra Island is having their Garden and Quilt Tour the same weekend Parksville is having their Quilt Show. This may be a little busy, but both shows are well worth the time. We have no Quilt Show planned at the moment, I imagine soon though.

Our Guild year actually goes from the beginning of September to the end of June. The Hall is open for sewing each Thursday, 9 to 9, all summer. So even if you are not travelling and going to Quilt Shows, come by the Hall, bring your lunch and say hello.

Have a great summer, where ever it leads you.

Happy Quilting
Janis

From my Sewing Room to Yours, Folded Flowers, Demoed at a Parksville Quilt Show.



All Committee's

Year End Reports

Budget requests for the year September 2018 to June 2019

A brief description of your Committee and duties.

Due no later than June 14, 2018

Thank you

Janis

2 Reasons to belong to a Quilt Group

You are short one fat quarter of fabric to finish a project and you know someone in the group will have it.

In a quilting emergency...you don't have to call 911...you can call your group.

But most importantly, a quilt group is filled with inspiration and it is this inspiration that fills a quilting soul with excitement!

Janis

Comox Valley Exhibition

The dates this year are:

Friday August 24,

Saturday August 25

Sunday August 26

The theme this year is **Dog Days and Heritage Ways**

Please think about doing the challenge quilt for this event.

Can be up to 48" square, open to any quilt technique.

Entry must reflect the theme and have been made in the 12 months preceding the 2018 show.

The volunteer sign up sheets will be out shortly.

The quilting application forms will be out as soon as we receive them from CVEX Association.

Mary Lou

Comox Valley Schoolhouse Quilters' Guild

www.schoolhousequilters.com

2017 – 2018 Executive & Committees

Presidents	Janis Davis
Past Presidents	Raelene Robertson and Pat McEwen
Vice President:	Jan Hill
Secretary:	Myra Shearer
Treasurer:	Sharon Latham
Community Quilts:	Coordinator—Nerissa Thomas
Lilli House	Verna Power
Breast Cancer & Teddies & Toddlers	Gladi Lyall
Placemats	Sharon Latham
St Joe's Babies	Joy Whitehouse
Seniors & Fire Quilts	Nerissa Thomas & Verna Power
Pregnancy Care Centre	Nerissa Thomas
Hall Open/Close	Carol Metner, Judy Morrison & their teams
HAW 2018	Mary Lou Morden
In-House Draw:	Brenda Levirs
Library:	Sandra Castiglia
Membership:	Carreen Webber and Carol Metner
Newsletter: Editor	Hope Rychkun
Newsletter Advertising:	Sandy MacDonnell
Photography	Daniele White & Barb Messer
Programs:	Beverly Michaluk & Sheila Scrase
Refreshments:	Bonnie Lineker & her team
Retreats:	Terry Vadeboncoeur, Beverly Luck, Sharron Woodland
Sunshine:	Trudy Thorne
Venue:	◆ Charles Dickens & Nautical Days
Website:	Sam Crewe
Workshops:	Bonnie Smith, Eva Hansen & Mary Jean McEwen
Word Puzzle:	Bev Michaluk

Newsletter Advertising:

To advertise in the newsletter please contact Sandy MacDonell for rates. Submit advertising by the **15th** of the month for inclusion in the next month.

nlads@schoolhousequilters.com

Newsletter Deadline:

Please submit all entries for the newsletter by the **20th** of the month for inclusion in the next month's newsletter.

Submit articles to Hope (current editor) using the email:

editor@schoolhousequilters.com

Guild Meetings

Our guild meets every Thursday from 9:00am to 9:00pm for quilting at the Cumberland OAP Hall.

General Meeting (September to June) on the **1st** Thursday of each month at **6:30 pm**

Executive Meeting (September to June) **3rd** Thursday of each month at 1:00pm

No meetings in July or August, just wonderful sewing days...

Our Website:

www.schoolhousequilters.com

Memberships

Don't forget to renew your membership. You need to be a paid member to enjoy the benefits of the guild...

JUNE 2018 WORKSHOP NEWS

Sixteen members attended the Bark and Branches class in May. Who knew how long it would take to make a few cedar branches and a tree trunk??? You'll see the great results from this interesting class at upcoming show and tell sessions.

COMING UP IN THE FALL:

Saturday, October 6th – CHENILLE CHRISTMAS with Eva Hansen – 10 am – 4 pm

In this class, you'll make a chenille Santa wall hanging for the holidays.

You'll learn how to work with the new 'faux chenille' tape to make Santa's beard. With this fun product, you can give your quilts a vintage look on a shabby chic style quilt, trim a jacket or bag, or make a 'snow' man runner.

Santa's patchwork hat will be done with fusible grid to ensure perfect 1 1/2" finished squares. Top the hat with a chenille pompom or a large bell like the sample.

There is a kit fee for this class and once we have the price, we will let you know. The supply list will be posted once we have it.

This class is for all skill levels.

Friday, November 2nd – FREE MOTION QUILTING CLINIC with Carola Russell

This class is for you if any of these statements sound like the voice inside your head:

- I have never free motion quilted, ever
- I have tried a few times, but no success
- I have taken a Free Motion Class, but lack confidence to tackle a special quilt
- I am self-taught, need a few pointers
- I can free motion quilt but am not satisfied with some of the results
- I want to build my confidence

This class starts at the beginning, assuming you know nothing about free motion quilting. There are many tips for successful free motion quilting. Combine all the tips and you will notice your confidence build!

This class is suited to all skill levels

(Continued on page 6)

(Continued from page 5)

Saturday, November 3rd - EMBELLISH THIS! with Carola Russell

In this class you will make a sampler that can later be made into a tote, purse, cosmetic bag, table topper or wall hanging.

Techniques:

Bobbinwork
Beading by Machine
Couching
Wash-away thread technique
Decorative stitch work (best threads, tension, needles and presser feet to use)
Bias tape method for embellishment

A free pattern will be provided for completing your embellished fabric. There is a small kit fee for hard to find supplies & needles and thread.

HOW TO REGISTER FOR CLASSES: - most Thursdays, usually between 1 & 2 pm
- meeting nights between 5:30 and 6:30

If a class is full, we'll be happy to add you to the waiting list. We often have last minute cancellations that we need to fill from the waiting list.

Information on classes, supply lists, etc is on the guild website under workshops.

Please check your calendars **before** you register for any classes to ensure that the date of the workshop is good for you. The workshop cancellation policy is under the 'Workshop' tab on the guild website.


As the 2017-2018 workshop year comes to a close, we would like to thank all of the guild members who supported our classes. We had a lot of fun planning for you, and hope that you enjoyed the classes you attended.

Bonnie Smith and Eva Hansen will be leaving the workshop committee this year. Please welcome Daniele White and Clare Ireson to the committee.

Please don't hesitate to ask us questions if you have any and, as always, we're open to hearing your suggestions for teachers and classes that you would enjoy.

Eva Hansen, Mary Jean McEwen and Bonnie Smith
Your Workshop Committee

Book Review



Two books, both by Joan Colvin

Quilts from Nature 1993 That Patchwork Place Guild Library #101

Nature's Studio: A Quilter's Guide to playing with Fabrics & Techniques

2005 C+T Publishing Guild Library #240

Joan Colvin took up quilting in 1988, beginning first with traditional styles of piecing and applique. Her first book "Quilts from Nature" reflects her adherence to traditional quilting through the use of squares and triangles. However, she incorporates her love of nature in the themes of her quilts - birds are featured a great deal in the form of herons, shorebirds and swans.

It seems that Joan felt the tug away from tradition into art quilting, as a second book, "The Nature of Design", was printed in 1996. This book (not in our library) seems to incorporate both pieced and free form subjects.

Then, only two years before her untimely death in 2007, came her third book, "Nature's Studio". No rectangles and small triangles here! By this time the author was living in Bow, Washington, on Puget Sound. The book is an accurate reflection of the flora and fauna we see everyday, living in the Pacific Northwest.

Getting back to "Quilts from Nature", we are encouraged to find our own style. She shares what worked for her and hopes you will find it useful. Although templates are provided for some of the quilts, hopefully you would use them to

(Continued on page 8)

(Continued from page 7)

make something uniquely yours, not just a copy of her quilts. Be aware that this is not a 'how to' book, rather it is intended to provide inspiration rather than a pattern to follow. To explain how she works through her initial idea to the finished product, Joan gives a detailed and very instructive account of the design process for 'Trumpeter Swans', page 59. The essential elements of design (unity, contrast etc.) are dealt with in one or two paragraphs - not boring!

'Nature's Studio' is a complete turn around from her first book! Here she shows easy, painterly techniques to bring an image to life in fabric. Characteristic of her writing, Joan discusses general principles, but devotes much space to describing the process of designing the quilt and discusses the design decisions she makes along the way. Here is a book which shows you how to bring the outdoors right into your sewing area. Who can fault the madrona quilts (arbutus) on pages 30 and 31? From catching your attention, you then learn how she made these wonderful trees from fabric. Leaves, feathers, birds nests and birds are all described with attention to the details of their construction.

The progression of the author through her 19 years as a quilter underlines her leaning towards quilts with a focus on the natural surroundings with which we are most familiar. She seems to have been a rather prolific quilter once she found what most interested her, given the number of her quilts in private collections. How fortunate for us that we can gain inspiration from her two books in our library!

Lois Warner

Pot Luck - June 14th - Dinner @ 6:00pm

Please bring a food dish of your choice to share.

Your plate, cutlery, glass or mug, and placemat.

Three 10" squares, yellow or blue, tone on tone, flower, nice fabric, for the Left-Right-Centre game.

The Small Worx Group will have a Display & Show and Tell.

If you entered any of the CQA Quilt Canada Challenges put your name in for a draw for each item you entered.

If you have your HAW Challenge finished, please bring, no name showing, & put your name in for a draw.

The idea behind this year's Challenges was Participation. How did you do?

Janis

HAW 2018 INFORMATION

We will be hosting HAW on September 22nd, 2018 from 10 am to 3:30 pm
The theme is Rock Around the Clock

Sign-up sheets for hostess's and kitchen help will be up at guild..

Please look in your stash for musical fabric and give them to Sandra Forsayeth as they will be part of our table favors.

Diana UnRuh and Diane Cave will be looking after registrations.

The cost to attend is \$15.00. Please sign up as soon as possible. All registrations have to be in by June 15th.

Please consider doing the challenge quilt and block.

We are hoping you will join in and do your challenge quilt early for the June meeting.

Mary Lou

Comox Valley Schoolhouse Quilters' Guild

www.schoolhousequilters.com

Comox Valley Schoolhouse Quilters
Hands Across the Water 2018
Quilt Challenge



The theme of the challenge is Rock Around the Clock. We are hoping to get lots of entries as many of us grew up in the 50's and 60's. This challenge is for a quilted wall hanging.

Your quilt must:

- ★ include a clock
- ★ have some gold and blue in it
- ★ must not exceed 160 inches around the perimeter
(all sides added together)


We would like to see what your interpretation of what Rock Around the Clock means to you.

The quilts will be displayed at Hands Across the Water in Cumberland September 22, 2018. Be sure to attach a name tag or label.

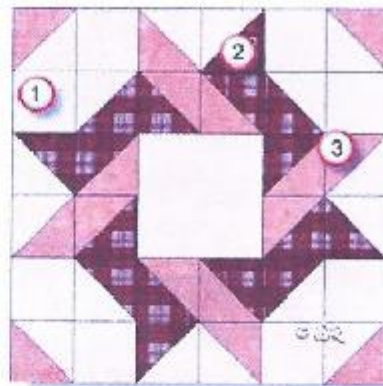
Judging will be by viewers choice.




If you have any questions please contact Mary Lou at birdy@live.ca

Schoolhouse Quilters HAW 2018 Block 12" Finished Block

How-to Notes	
	Bisect square on one diagonal

Fabric Placement



1		<p>Background Fabric Must be White or White on White (no beige or grey)</p> <p>Cut centre square 4 1/2"</p> <p>Cut 8 Squares 2 1/2"</p> <p>Cut 8 squares 2 7/8" and bisect on one diagonal</p>
2		<p>Focus Fabric</p> <p>Cut 8 Squares 2 7/8" and bisect on one diagonal</p> <p style="text-align: center;">Colour of your choice</p>
3		<p>Accent Fabric</p> <p>Cut 8 Squares 2 7/8" and bisect on one diagonal</p> <p style="text-align: center;">Colour of your choice</p>

Guild Announcements

In February 2014, Shannon MacKay, a well-known and accomplished quilter from Parksville, passed away from cancer. At the time, the Parksville guild offered to complete all her unfinished quilts.

I have met her husband, Rob, through a mutual friend. He had one incomplete flimsy that Shannon had intended to give to her daughter, so last fall I offered to bring it to a Thursday quilt day to see if anyone could complete it. (It was very much beyond my skill set).

One of our members offered to take it to Parksville with her, and unfortunately, I can't remember who took the flimsy. I've asked all the members I can think of who would be obvious choices, but no luck. I'm hoping that an item in the newsletter will trigger someone else's failing memory, and there'll be a member out there asking herself "where did this bright green applique flimsy come from?" Or, perhaps a contact at the Parksville guild who may have taken on the project.

If you can help that would be great as Rob is asking about the quilt.

Thanks – Barb Bocking

Programs

June 2018

Gladys Schmidt (our guild member) will be talking to us about her journey in quilting.

Charles Dickens Faire

We have officially been accepted into the Charles Dickens Faire coming up in November 2018! We have been so pleased with the level of participation in the past and are looking forward to another successful show. There will be a few changes in how we organize ourselves in order to fully comply with the requirements of the Faire organizers. We are asking you to think about your involvement and make a commitment by the **October** meeting.

All pieces must go through the 'jury' procedure to ensure quality of workmanship as well as appropriateness of the item to be sold. Pieces will be collected on **November 1** in order to streamline the set-up the following Thursday. Jan and/or Anne will be available throughout the fall to answer any questions you have.

COMMUNITY QUILTS NEWS

Many thanks to Susan Richert, Lois Jones, Sharon Hansen for taking over for Sharon Latham in the place mat department. Susan & Lois, with help from Paulette Clark, assembled 20+ kits of (mostly) Christmas place mats. These are in the bin in the storeroom so please feel free to help yourself and return them to the bin when finished. Some of these kits have precut materials for tops & backings, but no batting. We're hoping you may have some small pieces or scraps of batting that you could use. If not, Community Quilts can supply the batting. Thanks again to Sharon for her many years of organizing this "department" and the hundreds of place-mats she collected.

The deadline for Meals on Wheels placemats has been changed to the September meeting. They will be given to the MOW representative at the October meeting. There is a draw for the Meals on Wheels placemats (does not include the Christmas placemats). For every MOW placemat you make, put your name on a piece of paper & put it in the container in the placemat bin. We will have the MOW rep. choose the winner the evening of the presentation.

Enjoy the summer everyone &...
Quilt On!
Nerissa

CAMP HOMEWOOD RETREAT

Sign Up Now . . . our fall Camp Homewood retreat is scheduled for **October 17th – 21st, 2018**. We have found the four day retreat provides us with lots of valuable time for sewing and socializing. **Please note this retreat will run from 11am Wednesday to 11am Sunday**. Sign up will start at the June business meeting. If you do not feel you can attend for a full four days please do not let that deter you from registering as it is a possibility for some of you to attend for three days only.

Depending on sign-up numbers we will also have the option of opening up the guesthouse for more private rooms. For further details concerning the guesthouse please speak to one of the retreat coordinators listed below. The cost per individual for the *four* days will range from \$265. to \$307., depending on the room you choose. The starting range of \$265. is a bunk style dorm room which sleeps up to 7, however on average there are usually anywhere from 2 to 5 in these rooms. Individuals in these rooms have shared bathroom/shower facilities. There is a separate handicapped washroom available to any that may require ease of access to toilet or shower.

There are also newer rooms available which sleep up to 3 and have their own washroom, including shower/tub. These rooms are either \$293. with 3 sharing the room or \$307. with only 2 sharing. All prices include 3 meals a day along with snacks in the evening consisting of cookies/squares, fruit, coffee, tea, and hot chocolate. The meals at Camp Homewood are excellent . . . and you will never walk away hungry!

(Continued on page 16)

(Continued from page 15)

If you have never been to a retreat at Camp Homewood we urge you to give it a try. It is a lot of fun and a great way to get to know your fellow quilters. Over the past couple of years we have seen a number of quilters who have attended retreat for the first time, and we continue to see more of them becoming regulars. If you wish to sign-up or for further information please contact one of the retreat coordinators listed below. Our contact details can be located on the guild website under "retreats" or by viewing the membership list.

Dates for February 2019 are February 13th – 17th, 2019. We look forward to seeing some new members as well as all of our regulars at one of the upcoming retreats.

Beverly Luck
Terry Vadeboncoeur
Sharron Woodland

Newsletter Editor

Please join me in welcoming our new newsletter editor **Eva Hansen**. I hope she has as much fun as I have had over the last 8 years. Where has the time gone?



I took over the newsletter editor volunteer position from Ardythe Crawford in 2011, she had done it for many years before me. This is a fun volunteer position and I will miss the interaction with all of our guild members and our wonderful advertisers.

Please support Eva as she takes this on as you have supported me over the years.

To submit articles for the newsletter please send to editor@schoolhousequilters.com and this will reach Eva wherever she is travelling.

Eva, have fun!!

Hope

SUNSHINE

If anyone knows a guild member who has been ill or has illness or a death in their family or who just needs to be cheered, please call:

Trudy Thorne
(phone number on membership list)



General Meeting Reminders

- bring your coffee mug
- turn off cell phones before the meeting
- remember we are a scent free meeting

Please keep aisle ways clear of tables and chairs, especially the area in front of the windows.

Quite often people have to make their way to the front, and it becomes very difficult when there are obstacles in the way.

June Birthdays

Hampton	Gayle	6/4
Lampron	Michele	6/4
McEwen	Pat	6/5
Messer	Barbara	6/8
Brett	Rae	6/10
Schut	Jessie	6/13
Scrase	Sheila	6/16
Luck	Beverly	6/20
Bunting	Bente	6/22
Hansen	Eva	6/26
Robertson	Raelene	6/28

"Many thanks from the refreshment committee for all your delicious contributions over the year.

My humble apologies to the "N's" for forgetting them so am making amends by adding them to June & have changed " U V Y Z" to June as well. If you have already contributed to May consider your job done.

Let me know if there are any more concerns."

Bonnie

No SCENTS = GOOD SENSE!



WE ARE SCENT-FREE



Refreshment Rota

Each month has been allocated letters of the alphabet. If your last name begins with one of the letters for that month, then that is the month that you are responsible for bringing a snack to the business meeting in the evening.

Having said that, if you just feel like baking or bringing something to any business meeting, regardless if it is your "turn" or not, you are more than welcome to do so!

Month	Surnames beginning with:
September	A & B
October	C & G
November	D & E & F
December	H & I & J
January	K & L
February	M
March	P & R
April	S & T
May	W
June	N & U & V & Y & Z

Guild Member Personal Information

If you need to contact any of our guild members, executive or committee members please go to the **Members Only** page and then to **Memberships** on our website for the most up to date list of all email, addresses and phone numbers of current guild members. Remember you will need to be a paid member to get the userid and password to enter this area.

To protect the privacy of our guild members' personal phone numbers or email addresses will not be published in the newsletter unless specifically requested by the committee member. Most committees have a guild email address that is redirected to their personal address.

If your committee does not as yet have one or you are organizing a special event please send an email to our webmaster using webmaster@schoolhousequilters.com to request one.

As a paid member you have received the login and password for this section. If you do not have access to a computer or printer please see Hope to request a paper copy of our newsletter. If paper copies of newsletters are not picked up 3 months in a row your name will be taken off the paper copy list. If you will be away, please arrange for another guild member to pick up your paper copy.

Personal Information Changes

Please notify the Membership Committee of any changes to your email, phone number or address.

The Membership Committee will then pass this information on to those who need the information to update email lists, and membership files.

Keep your information up to date in order to receive email regarding guild events.

"Reminder to Members

Got something you would like to raise at an upcoming meeting? Please let me know by email no later than the day before the meeting so that we can allocate our time more efficiently in the business portion of our meetings. This includes items to be addressed under Members' Announcements.

My email address is

secretary@schoolhousequilters.com

Myra Shearer

July Birthdays

Tinckler	Rosanne	7/5
Zuchetto	Colleen	7/10
Corman	Lorraine	7/11
Kruselnicki	Karen	7/13
Boyle	June	7/14
Whitehouse	Joy	7/15
Bearpark	Val	7/16
UnRuh	Diana	7/19
Cave	Diane	7/22
Mercer	JulieAnn	7/23
McLeod	Johanne	7/24
Cheryl	Rabbits	7/24
Schiller	Sandy	7/26
Purchase	Anneli	7/27
Lobban	Gayle	7/27
Shymko	Joan	7/28
Flaman	Laura	7/29
Greening	Jackie	7/31
Baert	Diane	7/31

August Birthdays

Melnick	Janie	8/2
Power	Verna	8/6
Hogarth	Gail	8/7
Essery	Terryl	8/9
Bucher	Marilyn	8/13
Maxwell	Debbie	8/14
Phelps	Karrie	8/15
Ross	Karen	8/18
Crawford	Ardythe M.	8/20
Taschereau Mamers	Anne	8/21
Ryan	Margaret	8/23
Thomas	Nerissa	8/25
Lineker	Bonnie	8/29
Smith	Bonnie	8/31

May Show n Tell




Comox Valley Schoolhouse Quilters' Guild

www.schoolhousequilters.com



Comox Valley Schoolhouse Quilters' Guild

www.schoolhousequilters.com



Get it printed right...
in the Comox Valley

250-338-6364
abcprinting.ca

ABC
PRINTING
& SIGNS

Our Printer - ABC Printing & Signs

Our Advertisers

"Row by Row"
starts June 21!

105 Nored Plaza
6750 N Island Hwy
Nanaimo, BC V9V 1S3

www.sergesew.com

SERGE & SEW

Fabric Sale on Select \$12/m.
Buy 2 meters; get 1 free!
Great selection!



Discover the world of sewing!
Wander through our store for a refreshing experience!

Your One Stop Quilting and Sewing Machine Store on Vancouver Island!

Next Open House:
Summer Fun Open House
Fri. June 8, 2018, 9-6
Sat. June 9, 2018 9-6
Sun. June 10, 2018, 11-5
Sale runs until June 20

Start collecting your blocks June 20th!

Hours: Mon.-Sat. 9:30-5:30, Sun. 12-4
Closed Holidays See our newsletters and website for dates.

"Like" us on facebook
Snip & Stitch Sewing Centre

Follow us on Instagram
@KathySchroter

#1-4047 Norwell Drive
Nanaimo, B.C. V9T 1Y6
1.250.756.2176
1.800.789.1730
Email: info@snipandstitch.com
www.snipandstitch.com



THE
Stitcher's Muse
NEEDLE ART

Classes
Books
Charts
Tools



Fibres
Fabrics
Supplies
Notions

99 Commercial Street, Nanaimo, BC, V9R 5G3
(250) 591-6873 • thestitchersmuse.com • info@thestitchersmuse.com



GalaFabrics

Gala Fabrics
104-1483 Douglas Street
Victoria, BC
Canada V8W 3K4

T: 250.389.1312
F: 250.389.1339
E: info@galafabrics.com
W: galafabrics.com

Red Barn Quilt Shop

Courtenay & Campbell River

June is going to be a great quilting month!!

Row by Row "Sew Musical"

starts June 21st -
our patterns and kits are ready to go

June 22-24th is Be Dazzled -

Parksville Quilt House Quilters' Guild Show
We're thrilled to be vendors -
see you there!!

Guild members receive 10% off
member price with your card

connect with us

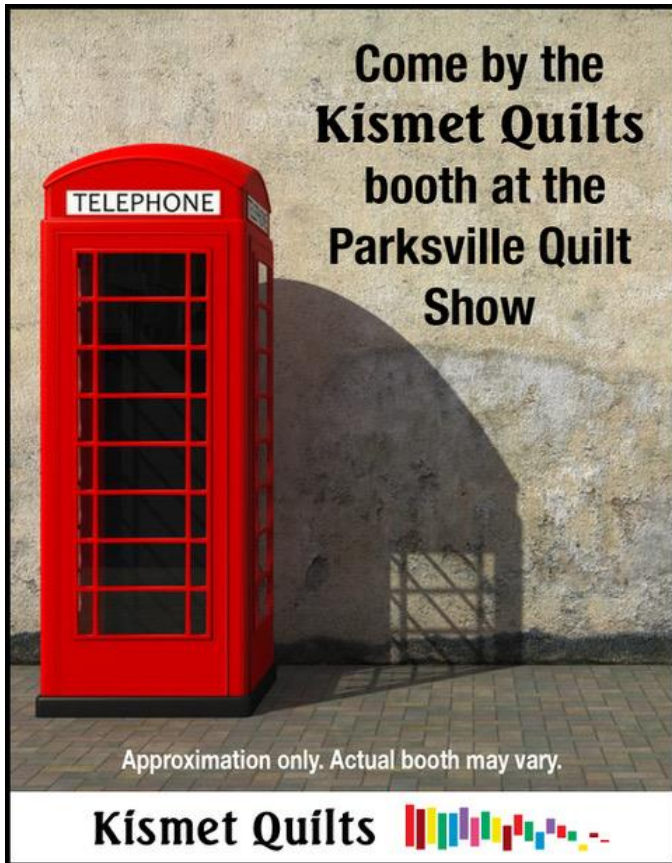
www.facebook.com/RedBarnQuiltShop

www.pinterest.com/redbarnquilt

www.instagram.com/RedBarnQuiltShop


sign up for our sale emails
redbarnquiltshop@gmail.com





**Come by the
Kismet Quilts
booth at the
Parksville Quilt
Show**

Approximation only. Actual booth may vary.

Kismet Quilts 

Quilt Canada 2018

Did you go to Quilt Canada in Vancouver this year.? I did and it was a wonderful show. So many talented quilters, just boggled my mind and over worked my eyes.

The colours, designs and creativity was absolutely amazing.

It was good to see so many of our guild members there, most came on the bus but a lot like myself went with friends and hopefully had a great time.

CQA and the many local volunteers did so much work at making this a success.

Did your favourite quilt win the Viewer's Choice? Mine did, it was the Ice Fishing Village

Hope

BIB n' TUCKER QUILTING

June Sale

ALL BATIKS

Includes wide bolts

20% – 30% off 2m + (same bolt)

½ m minimum cuts


All things sharp

needles, pins, cutters, scissors, etc

20% OFF reg price

Closed Canada Day Open Monday reg hours

1006 Craigflower Road Victoria ,BC
Parking behind building off Craigflower
386-6512 (Mon- Thurs 10-4, Sat 12-4)



Comox Valley Schoolhouse Quilters' Guild

www.schoolhousequilters.com



BERNINA
made to create

huckleberrys@shaw.ca
1930 Ryan Road East, Comox, BC V9M 4C9
Phone: (250) 339-4059 Toll Free: 1(877)339-4059

LIMITED TIME OFFER - \$699 IN SAVINGS

INTRODUCING THE **BERNINA 350 PE**



Cloth Castle

"Your One Stop Sewing and Quilt Shop"



25%
**Off one Regular
priced item.**

Excludes Sewing Machine Department,
Must be presented at time of purchase
and no digital copies accepted

We are proud to support our
local and Island quilt guilds,
and we thank you for your
continued patronage of our
store for the last 46+ years!

786 Goldstream Ave. Victoria BC V9B 2X6
1-250-478-2112 ~ clothcastle.com

Needle Loft Studio

Beginner & Intermediate
Lessons for Quilting,
Sewing, Knitting and
Needlework

Workshops
Longarm Rental
Artisan Studio
Needlework Supplies

Judy & Chariti Briosi
4019 Island Highway
Royston, BC

250-338-0154
250-650-0821
needleloft@telus.net

Comox Valley Schoolhouse Quilters' Guild

www.schoolhousequilters.com

**AFFORDABLE SEW & VAC
2885 CLIFFE AVE
COURTENAY, PH 250-897-0950**



SUV 1122



3160 QDC

**YOU'LL NEVER GO WRONG WITH JANOME
FROM BASIC MECHANICAL TO HIGH TECH COMPUTERIZED
JANOME MACHINES ARE SIMPLY THE BEST
AFFORDABLE QUALITY
FULL TRAINING PACKAGE * LOCAL WARRANTY**

After the SALE it's the SERVICE that counts

Word Search Puzzle

Bring to September Meeting



Where's the Needle?

N E G A K C A P J M L X W X N L V
A W I N T H E Q U I L T M Z N R G
R Y O N K L T B B Y N I D E W L T
M R Q G V L Q X T Z X L E N Y K K
O L O V T D L J N E D D E S R B X
F N Q O Y H B T D Y L R P B A T E
C O P M L M G W D E Q O S R O N Y
H I X P T F I I B W O E O T I R B
A H N W K T E O N L W F Z H N A D
I S J R H B X H O N S M C T T N Y
R U Y P Q L L F T O I A X T L M R
D C I N V V T O A N M N I N Y M J
R N N Y M H P P U Y O N E Z T M Z
S I R Y R A B R B S G N V D J N Q
X P K E N D L Y J T E V G B D N T
M D A T G L P J M R M D R X X I X
T D S N M L D W P Q W T L R G N H

HIDDEN IN NIGHTGOWN
ROBE
ARM OF CHAIR
SEWN TO PANTS
ON THE FLOOR

MIXED WITH PINS
SPOOL OF THREAD
PINCUSHION
NEEDLE BOX
PACKAGE

BAR OF SOAP
BY MACHINE
IN THE QUILT
BLOUSE
BATTING