



Comox Valley
Schoolhouse Quilters' Guild
www.schoolhousequilters.com

October 2017

Monthly newsletter of the Comox Valley Schoolhouse Quilters Guild • Box 1507 Comox, BC V9M 8A2

President's Message

As the Fall Season approaches with weather and time changes also comes more time indoors.

Time to renew friendships, and time to make new friends.

New Quilters join our Guild not only for the quilting time and learning but also for the Social aspect. After a quilting day many of us go home happier and light of heart. Time shared chatting, laughing and sewing, something accomplished.

To make a new member welcome can make their day happier and lighter. You may even make a new best friend.

Time to start new projects for holiday gifts or sales. Giving a gift that you have made is very special, it is like a double gift. You get the pleasure of making and giving the gift and the recipient gets the pleasure of receiving the gift.

Every year our Guild participates in the Charles Dickens Christmas Faire, this is a chance to sell some of your Quilting. The standards are high, so pull out all you know and make quality projects. Even if you do not want to sell, come out and have a look, there may be something you want to buy.

What ever your reason for Quilting, enjoy your time and your projects. See you there.

From my Sewing Room to Yours.
Tulip in a Cabin.



Happy Quilting
Janis



CAMP HOMEWOOD RETREAT

We now have a full-house for the October 18 – 22nd retreat. For those who have registered full payment is due on or before the October business meeting.

We have found the *four* day retreat provides us with lots of valued time for sewing and socializing. **Please note this retreat will run from 11am Wednesday to 11am Sunday. There will be no early admission into the lodge.**

Sign up for the February 2018 retreat will start at the **December** business meeting. If you do not feel you can attend for a full four days please do not let that deter you from registering as it is a possibility for some of you to attend for three days only.

Depending on sign-up numbers we will also have the option of opening up the guesthouse for more private rooms. For further details concerning the guesthouse please speak to one of the retreat coordinators listed below. The cost per individual for the *four* days will range from \$252. to \$305., depending on the room you choose. The starting range of \$252. is a bunk style dorm room which sleeps up to 7, however on average there are usually anywhere from 2 to 5 in these rooms. Individuals in these rooms have shared bathroom/shower facilities. There is a separate handicapped washroom available to any that may require ease of access to toilet or shower.

There are also newer rooms available which sleep up to 3 and have their own washroom, including shower/tub. These rooms are either \$287. with 3 sharing the room or \$305. with only 2 sharing. All prices include 3 meals a day along with snacks in the evening consisting of cookies/squares, fruit, coffee, tea, and hot chocolate. The meals at Camp Homewood are excellent... and you will nev-

(Continued on page 3)

(Continued from page 2)

er walk away hungry!

If you have never been to a retreat at Camp Homewood we urge you to give it a try. It is a lot of fun and a great way to get to know your fellow quilters. Over the past couple of years we have seen a number of quilters who have attended retreat for the first time, and we continue to see more of them becoming regulars. If you wish to sign-up or for further information please contact one of the retreat coordinators listed below. Our contact details can be located on the guild website under "retreats" or by viewing the membership list.

For those of you who plan ahead the dates for our spring 2018 retreat are February 14th – 18th, 2018.

We look forward to seeing some new members as well as all of our regulars at one of the upcoming retreats.

Beverly Luck

Terry Vadeboncoeur

Sharron Woodland

CHARLES DICKENS FAIRE NOVEMBER 10TH TO 12TH 2017

Once again our guild will be participating in the Charles Dickens' Faire, Nov. 10-12.

This is a juried show and prides itself in having high quality, well established artisans. Our booth has always been well received and we hope that it will continue to be.

Anyone interested in participating needs to contact either Anne McCullough or Jan Hill for details regarding appropriate items to be sold.

We had a meeting for all participants in mid-September to review pricing, items for sale and the scheduling for working at the show.

User Pay Quilt Day with Rain Forest Quilt Group from Port Alberni

The first 'User Pay' day is on October 11th. It will be in conjunction with the Port Alberni Guild exchange. Costs I have estimated at \$7 for the day so please pay me, Judy Morrison, at the Hall and get your name on the list.

We will entertain members of the Rain Forest Quilt Group from 11 to 3. The rough schedule is 11 to noon = mingling; from 12 to 1 = potluck lunch (finger food provided by the Schoolhouse Quilters); from 1 till whenever = 'Show 'n Tell' with each person in attendance displaying one item.

The Hall is rented for our use from 9 to 9 so in the hours when we are not entertaining Port Alberni quilters each of us can sew on our own projects...or drink coffee or whatever.

Judy M. Morrison
[250-890-1053](tel:250-890-1053)

Comox Valley Schoolhouse Quilters' Guild

www.schoolhousequilters.com

2017 – 2018 Executive & Committees

Presidents	Janis Davis
Past Presidents	Raelene Robertson and Pat McEwen
Vice President:	Jan Hill
Secretary:	Myra Shearer
Treasurer:	Sharon Latham
Community Quilts:	Coordinator—Nerissa Thomas
Lilli House	Verna Power
Breast Cancer & Teddies & Toddlers	Gladi Lyall
Placemats	Sharon Latham
St Joe's Babies	Joy Whitehouse
Seniors & Fire Quilts	Nerissa Thomas & Verna Power
Pregnancy Care Centre	Nerissa Thomas
HAW 2017 & 2018	Mary Lou Morden
In-House Draw:	Brenda Levirs
Library:	Sandra Castiglia
Membership:	Carreen Webber and Carol Metner
Newsletter:	Hope Rychkun
Newsletter Advertising:	Sandy MacDonnell
Photography	Daniele White & Barb Messer
Programs:	Beverly Michaluk & Sheila Scrase
Refreshments:	Bonnie Linneker & the Kitchen Cops
Retreats:	Terry Vadeboncoeur, Beverly Luck, Sharron W.
Sunshine:	Trudy Thorne
Venue:	◆ Charles Dickens & Nautical Days
Website:	Sam Crewe
Workshops:	Bonnie Smith, Eva Hansen & Mary Jean McEwen
Word Puzzle:	Bev Michaluk

Newsletter Advertising:

To advertise in the newsletter please contact Sandy MacDonnell for rates. Submit advertising by the **15th** of the month for inclusion in the next month.

nlads@schoolhousequilters.com

Newsletter Deadline:

Please submit all entries for the newsletter by the **20th** of the month for inclusion in the next month's newsletter.

Submit articles to Hope (current editor) using the email:

editor@schoolhousequilters.com

Guild Meetings

Our guild meets every Thursday from 9:00am to 9:00pm for quilting at the Cumberland OAP Hall.

General Meeting (September to June) on the **1st** Thursday of each month at **6:30 pm**

Executive Meeting (September to June) **3rd** Thursday of each month at 1:00pm

No meetings in July or August, just wonderful sewing days...

Our Website:

www.schoolhousequilters.com

Memberships

Don't forget to renew your membership. You need to be a paid member to enjoy the benefits of the guild...

CQA 2018 - Bus Trip to Vancouver

Plans are in progress for a 3 day, 2 night bus trip to CQA - 2018

If there is enough interest we will go ahead with bookings.

We would leave here on Wednesday May 30th and stop at Fabricana in Richmond before checking into the Hotel. Thursday May 31st, would be all day at the Quilt Show. Friday June 1st, for the morning, a trip to Tsawwassen Mills Outlet Mall and return home that afternoon.

The cost would cover bus and driver gratuity. Ferry, senior rate for those this applies to. Hotel would include two breakfasts. And entry fee to CQA Quilt Show. You would be responsible for other meals.

The cost, only if we fill the bus, would be an estimated \$400, if we confirm Hotel arrangements, requiring a \$200 non-refundable deposit before November 30, 2017. Balance due on or before March 1st.2018. If for some reason you are unable to attend, there would be no refund, and you would be responsible to find a replacement. Hopefully we would have waiting list.

We will start taking deposits September 21st.

Not only would we get to see the Quilt Show but have a nice little vacation also. You can e-mail me at, jrdavis4@shaw.ca please no phone calls.

Thank you. See you there.

Janis

CVEx Thank You

Most other communications I give on behalf of CVEx are in my role as Judy Morrison, the Coordinator. This note is from Judy, the person.

Did I ever tell you about the wonderful and generous people that I had the pleasure of working with at the 2017 CVEx quilt show? There were many of them but special thanks for that privilege go to Rosanne Tinckler, Diane Cave, Gayle Hampton, Margaret Yells, Mary Lou Morden and Barb Messer.

Also, an interesting fact about the CVEx Quilt Show is that almost every quilt received votes as a Viewer's Choice. Virtually all the quilts there appeal to some person(s). Knowing that, one should never hesitate to include one's 'works of art' in the Fall Fair.

Thank you, Everyone.
Your fellow quilter,
Judy M.

Guild Memberships

"A reminder from your Membership Committee that all Membership Fees are due by the end of October. After that date your name will be removed from the list, and you will no longer have access to the Members Only pages of our website. A member of the Committee will be at the OAP Hall on Thursday s.

Cash or cheque accepted. \$60.00 will get you full membership privileges for a year – cheap at the price! See you then."

Thanks again
Carreen

CVEx 2017 Winners



Book Review

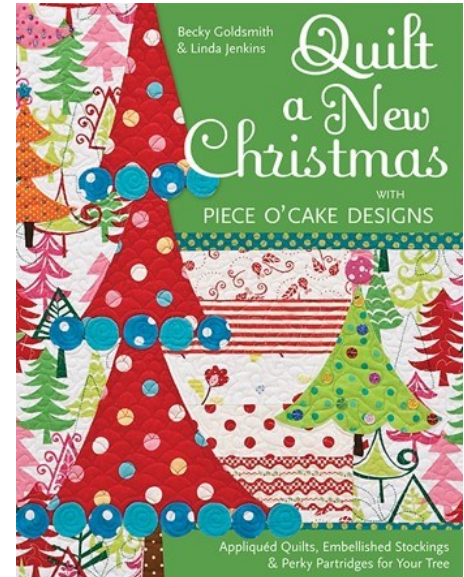
Quilt a New Christmas

with Piece O'Cake Designs

Becky Goldsmith & Linda Jenkins

C + T Publishing 2011

Quilt Guild Library # 425



Time to get ready for Christmas! Here are some fun, fresh patterns for Christmas stockings, lap quilts, wall hangings and ornaments. A lot of these designs give the holiday season a whimsical twist with the use of unexpected fabrics and colors. Some of the projects use modern retro fabric while others use non - traditional colors. The authors have taken the "must be red and green" out of the Christmas projects in this book. How about lime green instead of Christmas green, pink for red?

The book starts with some suggestions for the use of color, as well as a basic supply list, then you are immediately immersed in the project section. Both the authors love applique, so most projects include this technique. However, you can choose to do applique by hand or use the fusible method, easy to follow instructions are given towards the end of the book. Full size templates are provided for each applique design.

The "All Wonderful Red and Green" quilt (pg. 21) uses red, green and white, while the next project "Caribbean Christmas" (pg. 26) is based on pinks with blue and green accents. Both quilts are very "Christmasy" and would fit almost any décor. However, couldn't "Caribbean Christmas" be used even after the rest of your holiday decorations are packed away?

(Continued on page 10)

(Continued from page 9)

Rudolf the winged reindeer, quirky houses and pompom trimmed trees create a sense of fun and humor. The simple partridge pincushion/ornament, with wool top-knots, can be used on the tree, on a mantle or in a sewing room. Fun to create!

Take a look at this book for some exciting ideas for Christmas projects. Perhaps you need to make some stockings? The shape is familiar ,but these are no ordinary stockings - give them a try! Whether you are a traditionalist or modernist concerning this holiday season, there are a lot of projects and ideas to please everyone.

Lois Warner

Business Meeting Programs

October 5th

Our guest speaker for our October meeting will be Jessie. She has some very interesting topics to share with us.

“Working in Series” is a term that means the quilter explores one aspect of quiltmaking – design, colour, theme, or pattern, for instance – in several works. Each work the quilter creates is a stepping stone to another work. This presentation will explore the idea of working in series for both traditional and art quilters, looking at the benefits and the possible range a series can inspire. Jessie will share some of her own examples of working in series, what inspired her to do that, and the stories that came out of it.

Bev Michaluk & Sheila Scrase

Get to Know Your Guild Members

Each month we will feature one or more of our guild members and what they are up to and perhaps how they got started in quilting.

This month we are featuring **Connie Watson** and we will let you **guess who the second one is.**

I started crafting and sewing about 14 years ago. My co-workers gave me a gift certificate from Satin Moon Quilt Shop in Victoria for retirement in 2008. This Gift Certificate started the ball rolling to the quilting world.

I joined the Evergreen Hand Quilting Group shortly after I moved to the Comox Valley in 2008. I did a little quilting on my own, then I decided to join Schoolhouse Quilters' Guild about 4 years ago and I have not regretted it one moment.

I feel I have graduated from a beginner quilter to an intermediate quilter just this year. I have just finished 8 French Braid Table Runners. I have three UFOs (two quilts and one wall hanging). Hope to get these finished in the New Year. I continuously challenge myself to something new. The Guild has been very inspirational and helpful. I enjoy the socializing every week and getting new ideas and tips from the members. The Retreats to Camp Homewood on Quadra Island have also been great. I hope to continue to be a member as long as I can drive.



Who am I? I'll let you know when I find out!

Like most of us, I have several roles in life. I am in late sixties, age-wise, heavier than I should be, and have white hair - I could be any one of several Guild members.

Like most of us in the Guild, I did not grow up on the Island, and neither did I grow up in B.C. We came to the Comox Valley on holiday, and realized it was the place we wanted to spend the rest of our lives, and so moved here upon husband's retirement.

Growing up, I was the only girl among ten grand children. My grandmother was widowed at the age of 43, and was a central part of my life until I was 7, when we moved away from the area, due to my father's work..

Nanna loved to bake, and was never happier than when feeding anyone and everyone. She never served tea or coffee without something to eat alongside: - cake, cookies, squares. Sadly, she developed middle age onset Diabetes, and had a hard time adhering to a low carbohydrate diet.

Nanna also sewed and did embroidery. Her singer treadle machine made many an outfit for me, and was her pride and joy. She also taught me to embroider, and I won my first competition when I was five years old. One of my first memories is sitting trying to sort out the embroidery silks in her work basket. (On looking round my sewing room, I can honestly say that the apple did not fall far from the tree when it comes to storing my own stitching projects).

My mother never did like sewing, or cooking. Nanna would cook supper and carry it round to our house and put it in oven to keep warm until my parents came home from work. My brother and I would go to her house both before and after school, and she would walk us home along with supper. I remember my mother asking me, after we moved away "How does Nanna make gravy?"

In a fit of hopefulness? Or perhaps wishfull thinking? My father bought my mother a sewing machine. Wrong move, Dad! There was no way my mother was going to use that thing. I think it was bought so she could make curtains or some thing. It sat in its box until I turned ten, when I was deemed old enough to use an electric machine. My very first Pfaff!

Nanna made outfits for me until I was about ten years old, and mailed them to us, simply needing the hems and sleeves to be turned up. Mom could manage the pinning of those up, but if I wanted the outfit to look half decent, guess who did the final stitching?

At school, it was quite a let down to have to learn to sew on a hand crank machine! Later, I was the only girl at university with my own sewing machine (a Singer by that time), and, courtesy of Nanna, a set of dishes also!

I still have a Pfaff sewing machine, a Raymond treadle (circa 1916) and a Bernina, but I no longer sew clothes, or embroider (apart from some Hardanger work) but I do love playing with fabric and the different colors.

I am a quilter, guess who? Quilter will be revealed in November Newsletter.

OCTOBER 2017 WORKSHOP NEWS

Fall is a perfect time to take a class and also start on your holiday sewing & quilting. For all guild members, and especially new members, it's a great way to connect with others.

Here are the classes that are coming up – there are still some spaces available in all of them.

Sunday, OCTOBER 15 – DEBBIE FLANNIGAN – SEW TOGETHER BAG 10 am – 4 pm

The Sew Together Bag is a very useful little bag and ideal for needlework supplies. It has 3 zippered pockets inside, four open pockets, a handy pincushion and a great little needle landing.

All of this is smartly held together by a zipper that forms two handles!

This awesome sewing supply storage bag will easily store your 8" scissors, a rotary cutter, marking pens, seam ripper, extra needles, floss, thread, embroidery snips and much more.

This would be a great gift for friends for special occasions too!

Participants in this class should check the workshop tab on the guild website for cutting instructions that would be helpful for students to have done before arriving in class.

There is a \$12 pattern fee for this class which you will pay when you register.

Saturday, NOVEMBER 18 – JANIS DAVIS – CHRISTMAS DELIGHT 10 am – 4 pm

This festive quilt is easily made and can add a warm welcoming touch to your front door or entrance. Or, a set of placemats would make any table sparkle.

Paper piecing allows the quilter to make perfect points every time and is a technique well worth knowing.

This project is 10" x 12" finished.

(Continued on page 14)

Continued from page 14

Sun., DEC. 2 – JUDY MORRISON – LEARNING TO PUT TEXT ON QUILTS

10 am – 4 pm

This class will be a review of everything you knew in grade school about lettering (printing) and then a few techniques on how to include lettering in your projects. The workshop includes lettering on paper complete with spacing and construction of letters and then various ways to include fonts and lettering techniques on fabric.

There is a \$10 kit fee for this class which you will pay when you register for the class.

Please check the workshop cancellation policy before you sign up for classes!

We're always open to hearing suggestions for upcoming classes. We're working on some ideas for spring classes and hope to have some information for you soon.

Eva Hansen, Mary Jean McEwan and Bonnie Smith
Your Workshop Committee.

More CVEx 2017 Winners



Guild Announcements

QUILTS OF VALOUR - CANADA - VANCOUVER ISLAND NORTH

Could you please keep us in your quilting thoughts. Chris Longmore and Lynda Hackney of the Parksville Guild have volunteered to manage the quilt "hugs" given to our injured Canadian Armed Forces members. This last summer, 5 quilts of comfort were given to retired armed forces personnel here on the island. We are in need of more quilts that are a minimum of 55 x 70.

Could you please consider making and donating a quilt? Would it be a possible project for your satellite group?

For more information contact chris.longmore@shaw.ca or lyndahackney10@gmail.com



Victoria Quilters' Guild Annual Christmas Sale 2017

www.victoriaquiltersguild.org

Friday Nov 3 1:00pm to 7:00pm
Saturday Nov 4 10:00am to 4:00pm
Salvation Army Citadel
4030 Douglas St (off MacKenzie Ave)
Victoria BC
Admission \$2.00
Unique gifts



Visa, MasterCard & Debit Accepted

Chilliwack Quilters Guild
Autumn 2017 Quilt Show
'Reflections ~ Our Treasured Quilts'

Friday, October 20, 5 to 8:30 p.m.
Saturday, October 21, 9 a.m. to 4 p.m.


Chilliwack Alliance Church
8700 Young Road, Chilliwack B.C.

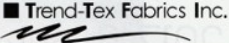
Admission: \$5
(Husbands, children under 12 FREE)



Tea Room • Merchants Mall • Quilt Raffle • Demonstrations • Quilt Challenge • White Elephant Table
More information at www.chilliwackquiltersguild.com

Guild Announcements



Announcing the 30th Annual Trend-TEX Challenge Celebrate! 

To honour our 30-year partnership with Trend-TEX Fabrics Inc. and the 2018 *Quilt Canada* theme *Celebrating Quilters!* Trend-TEX Fabrics Inc. has once again generously donated wonderful fabrics for the theme. Kits will be available on October 1, 2017 for members and November 1, 2017 for non-members.

Rules:

1. Fabric Use: All five of the fabrics in the kit must be clearly visible on the front of the wall quilt. You may use three additional fabrics of your own choosing. Each kit consists of five Trend-TEX fabrics cut into fat quarters.
2. The Trend-TEX award is presented for the best use of fabric, using only the five fabrics in the 2018 challenge kit. To be eligible, only the five kit fabrics may be used on the front of the wall quilt (including binding). Additional fabrics may be included on the back.
3. Design may be original or traditional and using any combination of machine and/or hand piecing, appliqué or quilting is acceptable. Embellishments are at the quilter's discretion. Judges will follow the current CQA/ACC *Quilting Standards and Guidelines for Competitive Quiltmaking*.
4. Size: Perimeter of the finished piece must not be larger than 120", regardless of shape. There is no minimum size restriction.
5. Finishing: The wall quilt must be completely finished, including all aspects of quilting, binding and needlework or embroidery.
6. Hanging Sleeve: must be at least 2" wide and attached to the back of the wall quilt.
7. Label on the back of the wall quilt to include: title, artist's name, date completed and credits. For any techniques that are not your own, please give credit to the sources and obtain written permission if using another person's design. Please remember to respect copyright.
8. Request letters to purchase kits are to be postmarked no earlier than Oct. 1, 2017 for members. Non-members may purchase a kit after November 1, 2017. Kits are limited to one per person until January 1, 2018. After that date, additional kits may be purchased if available.
9. Deadlines: Wall quilts are due April 8, 2018 to be eligible for judging and must meet all challenge rules.
10. All wall quilts become the property of the CQA/ACC and will be displayed at 2018 *Quilt Canada*, May 31 to June 2, 2018, in Vancouver, BC.
11. The majority of wall quilts will be sold by silent auction ending June 2, 2018.
12. Prizes are awarded to CQA/ACC members only for:
 - First, second and third place for wall quilt.
 - Trend-TEX Award.
 - Judge's Choice Awards may also be given.
 - A Viewers' Choice Award will be announced at 2:00 pm on June 2, 2018.
 - The Trend-TEX Award-winning wall quilt will be given, as a gesture of thanks, to Trend-TEX Fabrics Inc. and will not be auctioned.

Entries will be photographed and may be used in *Canadian Quilter* magazine, on the CQA/ACC website or for promotional purposes.

Thank you for participating in the CQA/ACC *Trend-TEX Challenge!* We welcome all wall quilts and look forward to seeing and displaying your challenges in Vancouver. 🍁

Trend-TEX Kit Application Form An online application form is available on the website under 2018 *Trend-TEX Challenge* or detach and complete this portion to send with your payment.

Name _____ Please enclose cheque/money order or credit card information below
Address _____ Apt. _____ Visa MasterCard
City _____ Prov. _____ Postal Code _____ # _____
CQA/ACC Member ID# _____ Expiry Date _____ Signature _____

Please send a cheque, money order (payable to CQA/ACC) or credit card payment for \$23.00 (members), \$28.00 (non-members), which includes taxes and postage to: Heather Black, Vice President CQA/ACC, 470 Edgeworth Rd, Mississauga, ON L5A 1R5.

Autumn 2017 CQA/ACC 41

Guild Announcements



CQA/ACC 2018 Quilted Postcard Challenge

Challenge Theme: *Inspired by Nature!*

Canada's natural bounty is a source of inspiration for quilters from coast to coast. Participants are invited to celebrate their regional uniqueness and beauty in a postcard!

Eligibility: Open to the public. You may submit as many entries as you wish.

Finished dimensions: 6" wide x 4" high.

Three construction layers: top, batting and/or stabilizer, backing fabric.

Design: All styles and techniques encouraged: traditional, contemporary, modern, fibre art, abstract, pieced, hand embroidered, thread play, etc.

Edging: All edges to be finished.

Label: Sewn to back of postcard with your name and location.

Deadline: To be eligible for judging entries must be mailed by **May 1, 2018** to:
Karen Killins-Robinson
1423 Haida Rd.
Duncan, BC V9L 5P4

Note: Postcards will be accepted after May 1, but will not be eligible for judging.

Postcards will be displayed at *Quilt Canada 2018* in Vancouver, BC. Each postcard will be for sale for \$5.00 each and will be taken at time of purchase.

Sponsored by:



Prizes:
First Place: \$500
Second Place: \$300
Third Place: \$200
Excellence in thread use by machine: \$250
Excellence in thread use by hand: \$250

All proceeds from postcard sales will be donated to the BC Children's Hospital. ❤️

52 CQA/ACC Autumn 2017

SUNSHINE

If anyone knows a guild member who has been ill or has illness or a death in their family or who just needs to be cheered, please call:

Trudy Thorne
(phone number on membership list)



Volunteer Opportunity—Newsletter Editor

Are you looking for a challenging, exciting volunteer position with our guild. Consider taking over the Newsletter Editor position in September. This is a fun, exciting and sometimes challenging 'dare I say JOB' that I have had the pleasure of doing for quite a few years now.

It is time for some new ideas, perhaps you have some.

If you are interested please contact me (Hope) at the guild or via this email editor@schoolhousequilters.com for more information.

I usually spend about a minimum of 5 hours a month putting the articles (contributed by members) plus the advertising together. Our newsletter goes out from September to June (10 issues).

Skills required would be a **minimum** of the following:

- Extensive knowledge using software, the current newsletter is done in Microsoft Publisher but could be done in any software that can create the current format and able to save to a pdf file for publication.
- Knowledge of sizing and manipulating graphics files that our advertisers and contributors send in. Formats include jpg, pdf, word docx, png, excel and other formats.
- Ability to communicate via email with our advertisers and article contributors as well as our printing company.
- Able to meet deadlines.

Sounds like fun, it is so think about it and let me know. You would need to be able to do a mock up for practice for the September deadline with my help of course.

Hope

Refreshment Rota

Each month has been allocated letters of the alphabet. If your last name begins with one of the letters for that month, then that is the month that you are responsible for bringing a snack to the business meeting in the evening.

Having said that, if you just feel like baking or bringing something to any business meeting, regardless if it is your "turn" or not, you are more than welcome to do so!

Month	Surnames beginning with:
September	A, B
October	C, D, E
November	F, G
December	H, I, J.
January	K
February	L
March	M
April	N, O, P, Q, R
May	S
June	T, U, V, W, X, Y, Z

The Kitchen Cops

October Birthdays

Bollinger	Linda	10/3
Crewe	Sam	10/6
Leroux	Susie	10/6
Argyle	Louise	10/14
Caswell	Brenda	10/20
Flanagan	Debbie	10/22
Beacham	Diane	10/25
Hammond	Kim	10/31
Hall	Mary Ellen	10/31



Guild Member Personal Information

If you need to contact any of our guild members, executive or committee members please go to the **Members Only** page and then to **Memberships** on our website for the most up to date list of all email, addresses and phone numbers of current guild members. Remember you will need to be a paid member to get the userid and password to enter this area.

To protect the privacy of our guild members' personal phone numbers or email addresses will not be published in the newsletter unless specifically requested by the committee member. Most committees have a guild email address that is redirected to their personal address.

If your committee does not as yet have one or you are organizing a special event please send an email to our webmaster using webmaster@schoolhousequilters.com to request one.

As a paid member you have received the login and password for this section. If you do not have access to a computer or printer please see Hope to request a paper copy of our newsletter. If paper copies of newsletters are not picked up 3 months in a row your name will be taken off the paper copy list. If you will be away, please arrange for another guild member to pick up your paper copy.

Personal Information Changes

Please notify the Membership Committee of any changes to your email, phone number or address.

The Membership Committee will then pass this information on to those who need the information to update email lists, and membership files.

Keep your information up to date in order to receive email regarding guild events.

"Reminder to Members

Got something you would like to raise at an upcoming meeting? Please let me know by email no later than the day before the meeting so that we can allocate our time more efficiently in the business portion of our meetings. This includes items to be addressed under Members' Announcements.

My email address is

secretary@schoolhousequilters.com

(Myra Schearer)

Our Printer - ABC Printing & Signs



Our Advertisers

“Discover the world of sewing!”
“Wander through our store for a refreshing experience”

Your One Stop Quilting and Sewing Machine Store on Vancouver Island!

Weekly Deals!

Mondays Daily Deal 55+ Save 20% off Your Regular Priced Purchase	Tuesdays Daily Deal Bag Day Use your S&S Bag to save 10% + Double Rewards Card Punch	Wednesdays Daily Deal 2X Rewards Double Rewards Card Punch on Regular Priced Purchase
--	--	--

Hours: Mon.-Sat. 9:30-5:30, Sun. 12-4
Closed Holidays See our newsletters and website for dates.

“Like” us on facebook
Snip & Stitch Sewing Centre

Follow us on Instagram
@KathySchroter

1-4047 Norwell Drive
Nanaimo, B.C. V9T 1Y6
1.250.756.2176
1.800.789.1730
Email: info@snipandstitch.com
www.snipandstitch.com

Kismet Quilts

SPOOK TACULAR

Three Days of Terror
October 26, 27, 28

Discounts of 10 - 50%
for those who brave the bucket of eyes
and live to tell the tale...

Kismet Quilts • 5334 Argyle Street, Port Alberni • 250.723.6605

Come and quilt with us.
for ever and ever and ever

Red Barn Quilt Shop Courtenay & Campbell River

We are now carrying a large selection of Creative Grids rulers and templates. Haven't tried them? Be sure to come in and check them out - you'll love how they grip the fabric and make cutting effortless.

Guild members receive 10% off member price with your card

connect with us

www.facebook.com/RedBarnQuiltShop

www.pinterest.com/redbarnquilt

www.instagram.com/RedBarnQuiltShop

sign up for our sale emails
redbarnquiltshop@gmail.com

CVEx 2017 Winners



BIB n' TUCKER QUILTING

October Sale

**All leaf prints, rusts, golds, brown,
non metallic coppers etc.**

All Halloween prints

20% off

30% off 2m or more (same bolt)

1/2 m minimum cuts

1006 Craigflower Road Victoria BC V9A2Y1
250-386-6512 (Mon- Thurs 10-4, Sat 12-4)

Comox Valley Schoolhouse Quilters' Guild

www.schoolhousequilters.com



Serge & Sew
6750 N Island Hwy
105 Nored Plaza
Nanaimo, BC

250-390-3602
facebook.com/
sergesew
www.sergesew.com

- * NEW! "Endangered" Birds BOM by Shania Sunga
- * Border Creek Station Mysterty Quilt-2017/2018
- * Embroidery Group will start up in Oct.2017
- * Autumn Class Schedule is ready

Books, Patters
Fabric, Notions

SERGE & SEW
Authorized Dealers for:

For all your quilting needs **PFAFF** 



Classes
Books
Charts
Tools



Fibres
Fabrics
Supplies
Notions

99 Commercial Street, Nanaimo, BC, V9R 5G3
(250) 591-6873 • thestitchersmuse.com • info@thestitchersmuse.com



GalaFabrics

Gala Fabrics
104-1483 Douglas Street
Victoria, BC
Canada V8W 3K4

T: 250.389.1312
F: 250.389.1339
E: info@galafabrics.com
W: galafabrics.com



HUCKLEBERRY'S
A QUILTER'S PARADISE
FABRICS INC.

BERNINA
made to create

huckleberrys@shaw.ca
1930 Ryan Road East, Comox, BC V9M 4C9
Phone: (250) 339-4059 Toll Free: 1(877)339-4059

BERNINA FALL SALE | SEPT 14 - OCT 15

BERNINA 530
NOW \$2,299
SAVE \$1,100



Purchase a B 530 with
BERNINA Stitch
Regulator for just
\$499 more.

\$3,399 MSRP



BERNINA FALL SALE | SEPT 14 - OCT 15

BERNINA 350 PE PLUS
NOW \$1,699
SAVE \$550



Special accessories & 18 x 21" Sew
Steady extension table included.

\$199
VALUE

\$2,249 MSRP

Store hours:
Monday-Friday
10am-5pm
Saturday 10am-4:30pm
Sunday Noon-4pm
Closed Holidays

Cloth Castle

"Your One Stop Sewing and Quilt Shop"



786 Goldstream Ave. Victoria BC ~1-250-478-2112 ~ clothcastle.com
We are proud to welcome Megan Best National Handi Quilter Educator to our store!




1. Longarm Boot-camp - Are you new to longarms, need a refresher, or just not sure if it right for you? Then this is the class for you! Friday Oct. 27th 9:30 am - 12:30pm

2. The 3B's - Backgrounds borders and blocks This class teaches you to tackle your quilting in a new way . a perfect upgrade from allover quilting! Friday Oct. 27th 1:30-4:30

3. Creative Textures & Fills - This class will expand your pattern repertoire and also cover micro quilting and the use of micro handles! Sat. Oct 28th 9:30 am - 12:30 pm

4. Custom Waves, Curves and Circles - This class will use templates and rulers to tackle in the dreaded curve and make your quilts look amazing!





Needle Loft Studio

Beginner & Intermediate
Lessons for Quilting,
Sewing, Knitting and
Needlework

Workshops
Longarm Rental
Artisan Studio
Needlework Supplies

Judy & Chariti Briosi

4019 Island Highway
Royston, BC

250-338-0154

250-650-0821

needleloft@telus.net

September 2017 Show n Tell



Comox Valley Schoolhouse Quilters' Guild

www.schoolhousequilters.com



More Show n Tell



Word Search Puzzle

Dog Breeds

Bring to Nov. Business Meeting by Bev Michaluk

a c k p e a h b h e a a i n n a k o
b t h l s r k a r i e g e o i s h x
v i i i e p y r r a m a l t e s e v
v g o k n o h b r r p l t a a i l b
n r c u a o t e r r i e r b g y g b
n o n v v d o t p p i e k i b k a e
c c e a a l r k a u x a r l m s e m
u p k s h e e p d o g o d l l u b a
o e s z u y u m b i d i a y p h p i

Corgi	Beagle	Havanese	Poodle
Terrier	Billy	Husky	Pug
Aidi	Boxer	Kanni	Pumi
Akbash	Bulldog	Kuvasz	Sheepdog
Akita	Chinook	Maltese	
Ariegeois	Cocker	Mdui	
Barbet	Harrier	Papillon	